



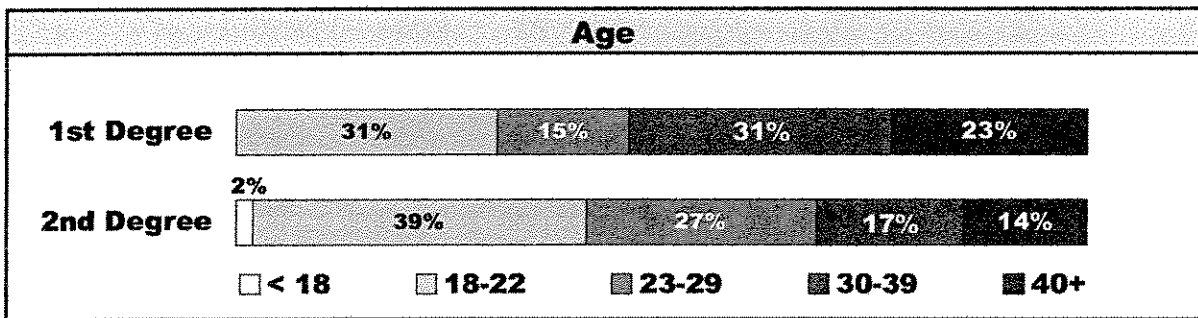



## **SEMI-ANNUAL REPORT #3**



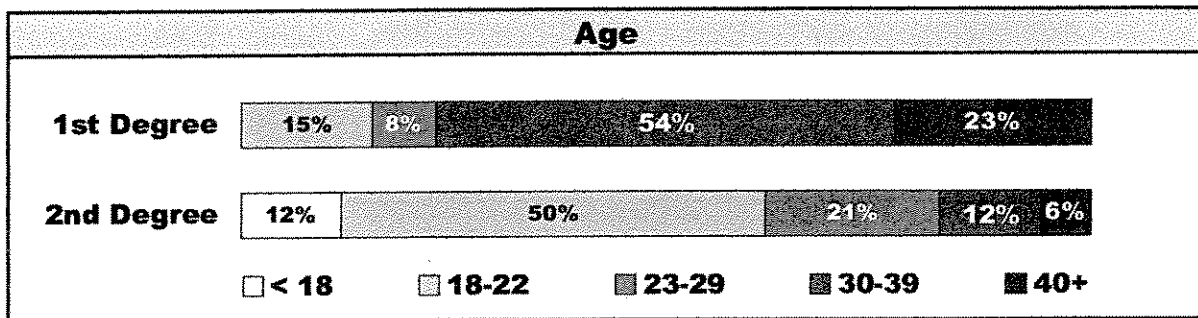

# **Criminal Sentencing Practices in Wisconsin: Sexual Assault of a Child**

*February 2006*





MILWAUKEE: OFFENDERS





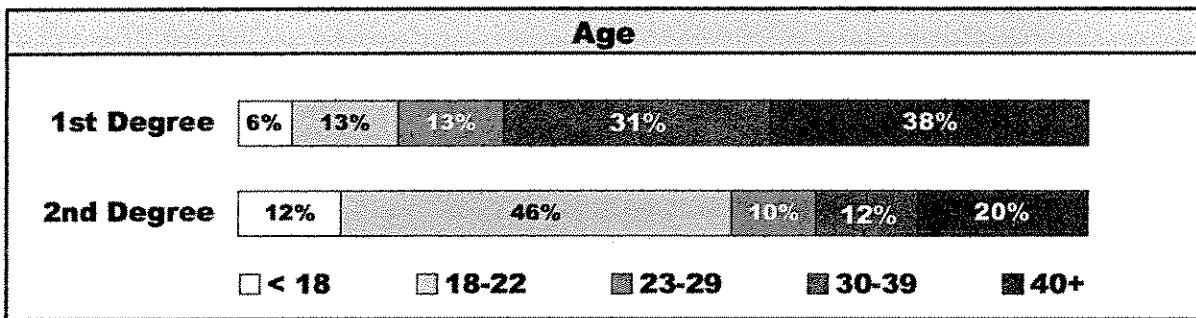

**DANE/ROCK: OFFENDERS**





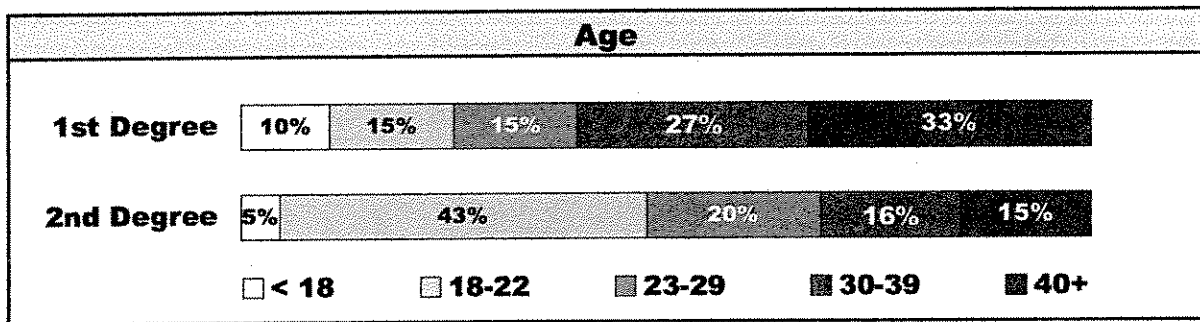

**FOX VALLEY: OFFENDERS**



**RACINE/KENOSHA: OFFENDERS**



**REST OF STATE: OFFENDERS**



# OFFENDER & CASE CHARACTERISTICS

	State	Milwaukee	Dane/Rock	Fox Valley	Racine/Kenosha	Rest of State
<b>RACE/ETHNICITY</b>						
White & Black	88%	84%	87%	92%	82%	91%
1st Degree	89%	77%	92%	100%	81%	94%
2nd Degree	87%	85%	85%	89%	82%	89%
White	60%	18%	55%	51%	70%	85%
1st Degree	70%	23%	69%	67%	81%	94%
2nd Degree	57%	17%	50%	46%	66%	82%
Black	27%	65%	32%	41%	12%	6%
1st Degree	18%	54%	23%	33%	0%	0%
2nd Degree	30%	68%	35%	43%	16%	7%
Hispanic	9%	14%	11%	8%	14%	5%
1st Degree	10%	23%	8%	0%	19%	4%
2nd Degree	9%	12%	12%	11%	12%	6%
Other	3%	2%	2%	0%	5%	4%
1st Degree	1%	0%	0%	0%	0%	2%
2nd Degree	4%	3%	3%	0%	6%	5%
<b>AGE CATEGORIES</b>						
< 18	5%	2%	9%	4%	11%	6%
1st Degree	6%	0%	0%	8%	6%	10%
2nd Degree	5%	2%	12%	3%	12%	5%
18-22	38%	38%	40%	39%	38%	37%
1st Degree	17%	31%	15%	8%	13%	15%
2nd Degree	44%	39%	50%	49%	46%	43%
23-29	19%	25%	17%	20%	11%	19%
1st Degree	15%	15%	8%	25%	13%	15%
2nd Degree	21%	27%	21%	19%	10%	20%
30-39	20%	20%	23%	24%	17%	19%
1st Degree	33%	31%	54%	42%	31%	27%
2nd Degree	16%	17%	12%	19%	12%	16%
30+	37%	36%	34%	37%	41%	38%
1st Degree	62%	54%	77%	59%	69%	60%
2nd Degree	30%	31%	18%	30%	32%	31%
40+	18%	16%	11%	12%	24%	19%
1st Degree	29%	23%	23%	17%	38%	33%
2nd Degree	14%	14%	6%	11%	20%	15%