

KOMATSU

Mining Corp.

FINAL REPORT

Data through September 1, 2022



Prepared by



TABLE OF CONTENTS

3
Executive Summary
History
Project Team
Goals

4
Inclusion
SBE Professional Services
SBE Construction
RPP



Final Comments from the Inclusion Coordinator

Prism Technical would like to officially thank and congratulate all the highly skilled construction trade workers, engineers, architects, contractors, and especially the Komatsu, Hunzinger, EUA and Graef team for your commitment and support in achieving the unparalleled diversity and inclusion on such a sustainable, state of the art facility.

The Project exceeded all City of Milwaukee SBE Spend and Workforce RPP requirements, beginning with SBE Professional Service contracting over the 18% requirement, reaching 19.3%. Construction spending with SBE firms reached 42.0%, far exceeding the 25% requirement. The project surpassed the 40% RPP requirement at 47.2% including the SIA Bonus.

The facility this team built was equally impressive with:

- Advanced machine, heat treat and fabrication shops
- Research and Development and Robotics Labs
- Purpose-built office complex and Data Solutions Center
- Global training and conference center
- Museum and company store
- A spectacular campus adjacent to the city of Milwaukee public riverwalk
- Achieved a LEED V4 Gold Certification by the U.S. Green Building Council



SBE Participation: Professional Services

SBE/DBE firms held \$1,380,407 in contracts or 19.3%.
 Payments of \$1,379,192 or 99.9% have been made to date.

TABLE 1: PROFESSIONAL SERVICES CONTRACTS

Firm	Contracted by	Scope of Services	Value Subject to Participation
EUA/Graef	Komatsu	Architectual/Engineering services	\$6,266,040
GESTRA Engineering	Komatsu	Geotechnical /Environmental Drilling	\$392,672
Avanatti Design Group, LLC	Hunzinger Construction Co.	Pre-Engineered Metal Building Design	\$250,081
Prism Technical Management & Marketing	Komatsu	Diversity/ Inclusion Management	\$259,030
TOTAL			\$7,167,823

TABLE 2: SBE PROFESSIONAL SERVICES INCLUSION

SBE Firm	Contracted by	Scope of Services	Awarded Contract Value	Paid to Date	% of Contract paid
Prism Technical Management & Marketing	Komatsu	Inclusion Consultants	\$259,030	\$257,815	99.5%
GESTRA Engineering	Komatsu	Geotechnical / Environmental Drilling	\$392,672	\$392,672	100.0%
ADG Avanti Design Group, LLC	Hunzinger Construction Co.	Pre-Engineered Metal Building Design	\$250,081	\$250,081	100.0%
Bloom Companies, LLC	EUA	Structural Engineering	\$129,440	\$129,440	100.0%
IBC Engineering Services, Inc.	EUA	Mech/Elec/Plumbing Engineering	\$120,475	\$120,475	100.0%
M&E Architects + Engineers, LLC	EUA	Architectural Consulting	\$155,900	\$155,900	100.0%
Stormwater Solutions Engineering, LLC	EUA	Civil Engineering	\$34,846	\$34,846	100.0%
TerraTec Engineering, LLC	EUA	Civil Engineering	\$37,963	\$37,963	100.0%
SBE Total			\$1,380,407	\$1,379,192	99.9%

Project Subject to Participation	
Total Contracts	\$7,167,823
SBE Contract Participation	19.3%
Project Goal is 18%	

PROFESSIONAL SERVICES SBE INCLUSION

GRAPH 1

Contract Participation

19.3%

SBE Contracts Achieved

80.7%

Total Non-SBE Contracts

18% SBE Goal

GRAPH 2

Payments To Date

99.9%

SBE Contract Payments To Date

0.1%

SBE Contract Payments Remaining



Monument display on site.

SBE Participation: Construction

SBE/DBE firms held \$65,636,943 in contracts or 42%.

\$65,636,943 or 100% of contracts has been paid to date.

TABLE 3: CONSTRUCTION CONTRACT

Firm	Contracted by	Scope of Work	Value Subject to Participation
Hunzinger Construction Co.	Komatsu	General Contractor	\$156,203,552

TABLE 4: SBE CONSTRUCTION INCLUSION

SBE Firm	Contracted by	Scope of Work	SBE Contract Value	SBE Paid to Date	% of Contract paid
Angel Window Cleannig, LLC	Klein-Dickert Milwaukee, Inc.	Cleaning Services	\$38,870	\$38,870	100.0%
Avanti Design Group, LLC (1)	Hunzinger Construction Co.	Pre Engineered Metal Building	\$15,283,768	\$15,283,768	100.0%
Arrow-Crete Construction, LLC	Cornerstone One, LLC	Concrete Work	\$6,029	\$6,029	100.0%
Best CCS, LLC dba - Clearcut Solutions, LLC	Hunzinger Construction Co.	Concrete Coring - Machine Bases	\$116,026	\$116,026	100.0%
Best Erectors, Inc.	Midwest Stairs & Iron, Inc.	Supply/Install Misc. Metals	\$467,675	\$467,675	100.0%
Construction Services of Milwaukee, LLC	Michels Corp.	Onsite Pile Work	\$1,469,504	\$1,469,504	100.0%
Dairyland Energy Solutions, Inc.	Cornerstone One, LLC	Plumbing Systems - Office	\$732,070	\$732,070	100.0%
Dairyland Energy Solutions, Inc.	Staff Electric/Stoiber	Electrical - Man., Bridge & Site	\$36,470	\$36,470	100.0%
DSR Group	Staff Electric Co., Inc.	Stage/Inspect Machinery	\$52,458	\$52,458	100.0%
Duwe Metal Products, Inc.	Hunzinger Construction Co.	Reinforcing Steel - Bay 1-4	\$655,899	\$655,899	100.0%
Duwe Metal Products, Inc.	Hunzinger Construction Co.	Reinforcing Steel - Bay 5	\$608,921	\$608,921	100.0%
Duwe Metal Products, Inc.	Hunzinger Construction Co.	Reinforcing Steel - Bridge	\$32,821	\$32,821	100.0%
Duwe Metal Products, Inc.	Hunzinger Construction Co.	Reinforcing Steel - Machine Bases	\$1,943,287	\$1,943,287	100.0%
Duwe Metal Products, Inc.	Hunzinger Construction Co.	Misc. Metals	\$3,963,244	\$3,963,244	100.0%
Duwe Metal Products, Inc.	Hunzinger Construction Co.	Reinforcing Steel - Monuments	\$31,738	\$31,738	100.0%
Duwe Metal Products, Inc.	Hunzinger Construction Co.	Reinforcing Steel - Office	\$639,349	\$639,349	100.0%
Duwe Metal Products, Inc.	Hunzinger Construction Co.	Reinforcing Steel - Parking Deck	\$352,785	\$352,785	100.0%
Duwe Metal Products, Inc.	Klein-Dickert Milwaukee, Inc.	Window System	\$947,283	\$947,283	100.0%
Duwe Metal Products, Inc.	Staff Electric Co., Inc.	Produce Custom Enclosures	\$71,365	\$71,365	100.0%
Duwe Metal Products, Inc.	Superior Masonry Builders, Inc.	Rebar	\$2,123,446	\$2,123,446	100.0%
EFH Trucking, LLC	Payne & Dolan, Inc.	Trucking/Hauling	\$14,468	\$14,468	100.0%
Equity Supply Group, LLC	Muza Sheet Metal Co.	Insulation	\$41,366	\$41,366	100.0%
Equity Supply Group, LLC	Muza Sheet Metal Co.	ACM Panel Material	\$124,834	\$124,834	100.0%
Equity Supply Group, LLC	Muza Sheet Metal Co.	ACM Panel Material	\$76,953	\$76,953	100.0%
Express Insulation, Inc.	Cornerstone One, LLC	Plumbing Systems	\$340,609	\$340,609	100.0%
Gordon Solutions, LLC	Klein-Dickert Milwaukee, Inc.	Labor	\$221,153	\$221,153	100.0%
Hard Rock Sawing & Cutting Co.	Cornerstone One, LLC	Concrete Cutting	\$20,830	\$20,830	100.0%
Heider & Bott Co.	Cornerstone One, LLC	Material Supplier	\$200,781	\$200,781	100.0%
Hetzel-Sanfilippo, Inc.	Hunzinger Construction Co.	Framing & Drywall with Fireproofing	\$4,130,893	\$4,130,893	100.0%
Hiram Power Electric, LLC	Staff Electric Co., Inc.	Fixtures & Lighting	\$3,440,907	\$3,440,907	100.0%
House of Stone, Inc.	Tri Formed Top Corp.	Supply/Install Countertops	\$261,335	\$261,335	100.0%

TABLE 4 cont.: SBE CONSTRUCTION INCLUSION

SBE Firm	Contracted by	Scope of Work	SBE Contract Value	SBE Paid to Date	% of Contract paid
Hurt Electric, Inc.	Hunzinger Construction Co.	Electrical - Office, Parking Deck & Site	\$574,782	\$574,782	100.0%
Hurt Electric, Inc.	Paul Reilly Company	Electrical	\$11,523	\$11,523	100.0%
Hurt Electric, Inc.	Pieper Electric, Inc.	Solar Array	\$470,000	\$470,000	100.0%
Hurt Electric, Inc.	Pieper Electric, Inc.	Temp Site Electric	\$99,340	\$99,340	100.0%
HVA Products, Inc.	Grunau Co.	HVAC Office & Parking Deck	\$549,280	\$549,280	100.0%
HVA Products, Inc.	Lee Mechanical, Inc.	HVAC Manufacturing & Bridge	\$540,806	\$540,806	100.0%
JCP Construction, LLC	A.W. Oakes & Son, Inc.	Concrete Work	\$408,797	\$408,797	100.0%
JCP Construction, LLC	Hunzinger Construction Co.	Cornerstone One - Site Utilities	\$39,118	\$39,118	100.0%
JCP Construction, LLC	Hunzinger Construction Co.	Foundation Concrete - Man. Bay	\$671,649	\$671,649	100.0%
JCP Construction, LLC	Hunzinger Construction Co.	Bridge Carpentry	\$47,189	\$47,189	100.0%
JCP Construction, LLC	Hunzinger Construction Co.	Manufacturing & Parking Carpentry	\$185,507	\$185,507	100.0%
JCP Construction, LLC	Hunzinger Construction Co.	Office Carpentry	\$33,930	\$33,930	100.0%
JCP Construction, LLC	Hunzinger Construction Co.	Foundation Concrete - Office	\$216,654	\$216,654	100.0%
JCP Construction, LLC	Muza Sheet Metal Co.	Exterior Metal Panel System/ Installation	\$367,942	\$367,942	100.0%
KMI Construction, LLC	Hunzinger Construction Co.	Office Masonry	\$1,406,571	\$1,406,571	100.0%
M&J Krueger Trucking, LLC	Stano Landscaping, Inc.	Trucking/Hauling	\$63,754	\$63,754	100.0%
Peachy Clean Commercial & Construction Cleaning, LLC	Hunzinger Construction Co.	Construction Cleaning	\$47,490	\$47,490	100.0%
P.L. Freeman Co.	Cornerstone One, LLC	Subcontractor/Supplier - Site Utilities	\$114,839	\$114,839	100.0%
P.L. Freeman Co.	Lee Mechanical, Inc.	Jobsite Labor & Equipment	\$1,986,150	\$1,986,150	100.0%
P.L. Freeman Co.	MM Schranz, Inc.	Roofing - Manufacturing	\$569,190	\$569,190	100.0%
P.L. Freeman Co.	MM Schranz, Inc.	Roofing - Ofc., Parking, Bridge	\$258,661	\$258,661	100.0%
Price & Sons, Inc.	Cornerstone One, LLC	Material Supplier	\$571,580	\$571,580	100.0%
Price & Sons, Inc.	Northway Fence, Inc.	Material Supplier	\$128,721	\$128,721	100.0%
Ram's Contracting LTD	Hunzinger Construction Co.	Trash Removal and Misc. Trucking	\$239,637	\$239,637	100.0%
Rockwell Mechanical, LLC	Grunau Co.	HVAC Office & Parking Deck	\$1,463,382	\$1,463,382	100.0%
Rockwell Mechanical, LLC	Cornerstone One, LLC	Vapor Barrier - Office	\$22,207	\$22,207	100.0%
Rodriguez Construction Co.	Payne & Dolan, Inc.	Asphalt Labor	\$17,506	\$17,506	100.0%
Security Officer Services, Inc.	Hunzinger Construction Co.	Site Security	\$245,962	\$245,962	100.0%
South Star Trucking, Inc.	Payne & Dolan, Inc.	Trucking - Asphalt	\$39,773	\$39,773	100.0%
SPE, Inc.	Avanti Design Group, LLC	Steel Erection - Building	\$6,592,203	\$6,592,203	100.0%
SPE, Inc.	Daigle Brothers, Inc.	Steel Erection - Office	\$1,258,331	\$1,258,331	100.0%
SPE, Inc.	Doral Corp.	Steel Erection - Bridge	\$425,141	\$425,141	100.0%
Straightline Grading & Excavating, LLC	Cornerstone One, LLC	Material/Labor	\$74,288	\$74,288	100.0%
Straightline Grading & Excavating, LLC	A.W. Oakes & Son	Mass Grading	\$3,043,321	\$3,043,321	100.0%
Szada Trucking, Inc.	Cornerstone One, LLC	Trucking / Hauling	\$741,060	\$741,060	100.0%
Szada Trucking, Inc.	Cornerstone One, LLC	Trucking / Hauling - Plumbing Systems	\$74,560	\$74,560	100.0%
Szada Trucking, Inc.	Cornerstone One, LLC	Trucking / Hauling - Site Utilities	\$216,142	\$216,142	100.0%
Thomas A. Mason Company, Inc.	Hunzinger Construction Co.	Painting	\$2,142,431	\$2,142,431	100.0%
Thomas A. Mason Company, Inc.	Hunzinger Construction Co.	Flooring	\$786,418	\$786,418	100.0%

TABLE 4 cont.: SBE CONSTRUCTION INCLUSION

SBE Firm	Contracted by	Scope of Work	SBE Contract Value	SBE Paid to Date	% of Contract paid
Toki & Associates, Inc.	Hunzinger Construction Co.	Survey & Layout	\$28,420	\$28,420	100.0%
Toki & Associates, Inc.	Cornerstone One, LLC	Survey & Layout - Site Utilities	\$38,970	\$38,970	100.0%
Tremmel-Anderson Trucking, LLC	Payne & Dolan, Inc.	Trucking - Hauling	\$4,957	\$4,957	100.0%
Vazcaino's Trucking, LLC	Payne & Dolan, Inc.	Trucking - Asphalt	\$37,007	\$37,007	100.0%
ZS, LLC	Michels Corp.	Survey & Documentation	\$73,950	\$73,950	100.0%
ZS, LLC	Hunzinger Construction Co.	Roof Davits Manufacturing	\$260,668	\$260,668	100.0%
SBE Construction Contracts Awarded to Date			\$65,636,943	\$65,636,943	100.0%
All Construction Contracts Awarded to Date			\$156,203,552		
SBE Construction Participation to Date			42.0%	Project Goal is 25%	

* S/DBE also has a certified sub contractor. Contract values shown are for self perform work only
 Form E totals are used over what was reported in Hunzinger’s payment report.

CONSTRUCTION SBE INCLUSION

GRAPH 3

Contract Participation



25% SBE Goal

GRAPH 4

Payments To Date

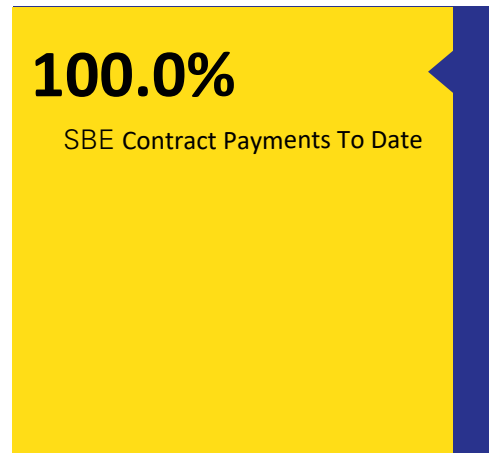


TABLE 5: TOTAL RPP PARTICIPATION

Contractor	Contracted by	Scope of Work	Total Hours	RPP Hours	RPP %	Bonus Hours	RPP w/ Bonus Hours	RPP/SIA Hours	RPP/SIA %
30th State, LLC	MJM Truckin' LLC	Trucking	575.0	-	0.0%	0.0	0.0%	-	0.0
ADG	Hunzinger Construction Co.	Fabrication & Installation	4,471.8	866.5	19.4%	0.0	19.4%	225.0	26.0%
Alex Simply Trucking, LLC	MJM Truckin' LLC	Trucking	188.5	188.5	100.0%	84.8	145.0%	188.5	100.0%
Area Erectors	Spancrete, Inc.	Steel & Precast Erector	2,637.0	1,078.0	40.9%	63.2	43.3%	390.0	36.2%
Arrow Crete Construction	Cornerstone Plumbing	Concrete Work	31.5	9.0	28.6%	2.9	37.9%	9.0	100.0%
A.W. Oakes & Sons, Inc.	Hunzinger Construction Co.	Mass Grading	18,301.0	6,272.3	34.3%	455.7	36.8%	2,741.5	43.7%
Bane Nelson	Zs LLC	General Contractor	324.0	-	0.0%	0.0	0.0%	-	0.0
Best OCS LLC	Hunzinger Construction Co.	Removal Service	424.3	-	0.0%	0.0	0.0%	-	0.0
Building Services, Inc.	Hunzinger Construction Co.	Hunzinger Construction Co.	757.0	181.0	23.9%	52.7	30.9%	181.0	100.0%
Chilstrom Erecting Corp.	Duwe Metal Products	Rebar	19,611.0	3,781.5	19.3%	138.5	20.0%	2,238.0	59.2%
CEB Trucking LLC	BRT Services	Trucking	3.5	-	0.0%	0.0	0.0%	-	0.0
Construction Services of Milwaukee, LLC	Michels Corp.	Structural Steel Furnish & Install	2,197.0	2,005.5	91.3%	0.0	91.3%	141.5	7.1%
Cornerstone Plumbing	Hunzinger Construction Co.	Footing Excavation	30,597.5	7,717.7	25.2%	0.0	25.2%	1,523.3	19.7%
C.M. Morris Group, Inc.	Hetzel-Sanfilippo, Inc.	Fireproofing & Spray Foam Insulation	1,420.3	139.0	9.8%	0.0	9.8%	-	0.0
Dairyland Energy Solutions, Inc.	Cornerstone Plumbing	Fixture Installation	969.1	935.1	96.5%	0.0	96.5%	59.1	6.3%
David Bartel Trucking, Inc.	MJM Truckin' LLC	Trucking	125.0	-	0.0%	0.0	0.0%	-	0.0
Delgado Trucking	MJM Truckin' LLC	Trucking	875.5	875.5	100.0%	394.0	145.0%	875.5	100.0%
Design Build Fire Protection	Hunzinger Construction Co.	Fire Protection	7,203.5	3,401.0	47.2%	0.0	47.2%	-	0.0
Doral Corp.	Construction Services of Milwaukee, LLC/ Hunzinger Construction Co.	Welding Piles	1,117.0	1,117.0	100.0%	484.7	143.4%	1,081.0	96.8%
Duwe Metal Products	Hunzinger Construction Co./ Klein-Dickert Milwaukee, Inc./ Superior Masonry	Reinforcing Steel/ Window System/ Concrete Slabs	8,122.3	4,065.5	50.1%	1275.6	65.8%	3,363.5	82.7%
Edra Trucking, LLC	MJM Truckin' LLC	Trucking	474.8	272.0	57.3%	112.3	80.9%	272.0	100.0%
Elevated Trucking LLC	BRT Services	Trucking	25.0	-	0.0%	0.0	0.0%	-	0.0
Express Insulation	Cornerstone Plumbing	Insulation Installation	3,642.0	2,537.5	69.7%	0.0	69.7%	-	0.0
Geis Bulding Products, Inc	Cornerstone Plumbing	Insulation Installation	593.8	-	0.0%	0.0	0.0%	-	0.0
Gordon Solutions, LLC	Klein-Dickert Milwaukee, Inc.	Glass Installation and Glazing	502.3	502.3	100.0%	0.0	100.0%	40.0	8.0%
Grunau Company	Hunzinger Construction Co.	Fire Protection & Mechanical Systems	11,627.5	5,710.0	49.1%	0.0	49.1%	477.5	8.4%
Guin's Trucking, LLC	MJM Truckin' LLC	Trucking	23.5	-	0.0%	0.0	0.0%	-	0.0
Hard Rock Sawing	Cornerstone Plumbing	Site Utilities	70.5	-	0.0%	0.0	0.0%	-	0.0
Helmricks Trucking, LLC	MJM Truckin' LLC	Trucking	39.0	-	0.0%	0.0	0.0%	-	0.0
Hetzel-Sanfilippo, Inc.	Hunzinger Construction Co.	Insulation Contractor	33,220.8	15,501.5	46.7%	2343.2	53.7%	8,008.5	51.7%
HI & J Trucking, LLC	MJM Truckin' LLC	Trucking	156.8	156.8	100.0%	0.0	100.0%	-	0.0
Hillside Damproofing	Hunzinger Construction Co.	Waterproofing Machine Bases	656.8	-	0.0%	0.0	0.0%	-	0.0
Hunzinger Construction Co.	Hunzinger Construction Co.	General Contractor	98,268.0	48,953.5	49.8%	0.0	49.8%	8,173.5	16.7%
Hurt Electric, Inc.	Pieper Electric, Inc./ Hunzinger Construction Co.	Electrical Work	7,449.0	4,557.5	61.2%	80.8	62.3%	906.5	19.9%
HVA Products, Inc.	Grunau Company/ Lee Plumbing Mechanical	HVAC Installation	3,441.5	1,843.0	53.6%	0.0	53.6%	56.0	3.0%
Insulation Industries, Inc.	Grunau Company	Furnish/Install HVAC Controls	3,225.0	2,037.5	63.2%	183.5	68.9%	689.5	33.8%
Ivan's Trucking, LLC	MJM Truckin' LLC	Trucking	182.5	182.5	100.0%	82.1	145.0%	182.5	100.0%
JCP Construction	Hunzinger Construction Co./ Muza Sheet Metal Co.	Foundation Concrete/ Labor	11,335.0	5,990.0	52.8%	898.0	60.8%	2,929.5	48.9%
JLS Truckin' LLC	MJM Truckin' LLC	Trucking	338.5	338.5	100.0%	152.3	145.0%	338.5	100.0%

TABLE 5 Cont.: TOTAL RPP PARTICIPATION

Contractor	Contracted by	Scope of Work	Total Hours	RPP Hours	RPP %	Bonus Hours	RPP w/ Bonus Hours	RPP/SIA Hours	RPP/SIA %
Jose G Mora Trucking, LLC	MJM Truckin' LLC	Trucking	16.0	-	0.0%	0.0	0.0%	-	0.0
JRA Construction, LLC	Cornerstone Plumbing	Trucking	286.0	-	0.0%	0.0	0.0%	-	0.0
Klein-Dickert Milwaukee, Inc.	Hunzinger Construction Co.	Glass & Glazing Services	11,136.0	4,569.3	41.0%	291.7	43.7%	1,697.0	37.1%
KMI Construction, LLC	Hunzinger Construction Co.	Masonry	11,270.0	4,823.5	42.8%	1,450.0	55.7%	4,027.0	83.5%
L&S Insulation	Lee Plumbing Mechanical Contractors, Inc.	Insulation	1,268.0	-	0.0%	0.0	0.0%	-	0.0
LDE Trucking, LLC	MJM Truckin' LLC	Trucking	130.8	-	0.0%	0.0	0.0%	-	0.0
Lee Plumbing Mechanical Contractors, Inc.	Hunzinger Construction Co.	HVAC & Electrical Work	26,487.0	10,363.0	39.1%	0.0	39.1%	1,487.0	14.3%
M. M. Schranz Roofing, Inc.	Hunzinger Construction Co.	Commercial Roofing & Waterproofing	10,529.5	4,250.0	40.4%	86.8	41.2%	1,226.5	28.9%
Michels Corp.	Hunzinger Construction Co.	Pile Driving	35,146.0	13,340.5	38.0%	497.7	39.4%	4,510.0	33.8%
Midwest Stairs & Iron, Inc	Hunzinger Construction Co.	Fabrication & Steel, Metal railings	4,037.3	1,243.3	30.8%	402.3	40.8%	1,208.3	97.2%
MJM Truckin' LLC	Straightline Grading & Excavating, LLC	Trucking	2,058.0	2,058.0	100.0%	0.0	100.0%	-	0.0
Moras Trucking Uno, LLC	MJM Truckin' LLC	Trucking	972.0	754.5	77.6%	328.7	111.4%	754.5	100.0%
Muza Sheet Metal	Hunzinger Construction Co.	Sheet Metal Supplier	2,384.5	-	0.0%	0.0	0.0%	-	0.0
Northway	Hunzinger Construction Co.	Fence Contractor	1,123.0	168.0	15.0%	27.9	17.4%	168.0	100.0%
P.L. Freeman Co.	Cornerstone Plumbing/ M.M. Schranz, Inc./ Lee Plumbing Mechanical	Site Utilities/ Roofing	1,915.5	1,863.5	97.3%	0.0	97.3%	173.5	9.3%
Paul Reilly Company Illinois, Inc.	Hunzinger Construction Co.	Industrial equipment supplier	178.0	-	0.0%	0.0	0.0%	-	0.0
Payne & Dolan, Inc.	Hunzinger Construction Co.	Foundation Concrete/ Excavating	1,953.3	435.8	22.3%	0.0	22.3%	130.5	29.9%
Performance Contracting, Inc DBA PCI Austad	Hunzinger Construction Co.	Acoustic Ceiling Installation	4,633.3	1,965.5	42.4%	49.1	43.5%	561.5	28.6%
Pieper Electric Co	Hunzinger Construction Co.	Electrical Work	3,234.0	461.0	14.3%	0.0	14.3%	-	0.0
R & C Trucking, LLC	MJM Truckin' LLC	Trucking	49.0	-	0.0%	0.0	0.0%	-	0.0
RD Construction of WI, LLC	MJM Truckin' LLC	General Contractor	19.8	-	0.0%	0.0	0.0%	-	0.0
Regency Janitorial Service, Inc	Hunzinger Construction Co.	Janitorial	1,898.8	1,275.5	67.2%	453.1	91.0%	1,096.1	85.9%
Rock Solid Stabilization & Reclamation, Inc.	A.W. Oakes & Sons, Inc.	Reclamation Contractor	143.0	-	0.0%	0.0	0.0%	-	0.0
Rockwell Mechanical	Grunau Company/ Cornerstone Plumbing	HVAC/ Plumbing Systems	1,191.3	518.0	43.5%	0.0	43.5%	-	0.0
S. Sanchez Trucking	MJM Truckin' LLC	Trucking	693.0	-	0.0%	0.0	0.0%	-	0.0
Sid's Sealants	Klein-Dickert Milwaukee, Inc.	Sealing Window Systems	1,272.5	50.8	4.0%	0.0	4.0%	35.8	70.4%
SOS Security Officer Services, Inc.	Hunzinger Construction Co.	Security Services	7,107.0	5,357.0	75.4%	1,636.9	98.4%	3,984.6	74.4%
SPE Inc. - Grunau	Daigle Brothers, Inc./ ADG/ Doral Corp./ Duwe Metals	Steel Erection	80,511.6	31,282.6	38.9%	0.0	38.9%	7,559.6	24.2%
Staff Electric	Hunzinger Construction Co.	Manufacturing & Bridge HVAC	43,859.0	31,072.0	70.8%	1,414.8	74.1%	7,215.5	23.2%
Stano Landscaping	Hunzinger Construction Co.	Landscape construction	5,408.8	1,186.6	21.9%	179.1	25.2%	899.0	75.8%
Stoiber Electric Co., Inc.	Staff Electric	Electrical Designers	5,100.0	1,723.0	33.8%	0.0	33.8%	-	0.0
Straightline Grading & Excavating, LLC	A.W. Oakes & Sons, Inc./ Cornerstone Plumbing	Mass Grading/ Trucking	9,611.5	826.0	8.6%	0.0	8.6%	-	0.0
Superior Masonry	Hunzinger Construction Co.	Masonry & Concrete Construction	15,998.5	6,839.5	42.8%	1,052.6	49.3%	3,705.0	54.2%
Surf Prep	Hunzinger Construction Co.	Painter	2,026.9	-	0.0%	0.0	0.0%	-	0.0
Szada Trucking, Inc.	Cornerstone Plumbing	Trucking	8,889.0	8,858.3	99.7%	3,295.3	136.7%	7,479.5	84.4%
Terminal-Andrae, Inc.	Hurt Electric	Electrical Work	17,172.0	8,068.5	47.0%	90.9	47.5%	1,899.0	23.5%

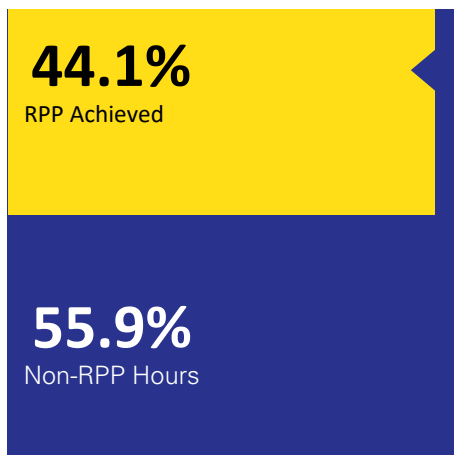
TABLE 5 Cont.: TOTAL RPP PARTICIPATION

Contractor	Contracted by	Scope of Work	Total Hours	RPP Hours	RPP %	Bonus Hours	RPP w/ Bonus Hours	RPP/SIA Hours	RPP/SIA %
Theresa Tremmel Trucking	MJM Truckin' LLC	Trucking	320.5	78.3	24.4%	0.0	24.4%	18.5	23.6%
Thomas A. Mason Co., Inc.	Hunzinger Construction Co.	Flooring Installation & Wall Coverings	21,217.4	7,772.0	36.6%	755.9	40.2%	3,633.5	46.8%
Volkman Railroad Builders Inc	Hunzinger Construction Co.	Railroad Construction Contractor	2,518.5	845.0	33.6%	112.3	38.0%	476.5	56.4%
Waukesha Air & Vapor Barrier, Inc.	Hetzel-Sanfilippo, Inc.	General Contractor	532.0	237.0	44.5%	91.9	61.8%	237.0	100.0%
Yakov and Tina, Inc.	MJM Truckin' LLC	Trucking	120.3	-	0.0%	0.0	0.0%	-	0.0
TOTALS			619,642.7	273,501.2	44.1%	19,021.0	47.2%	89,274.1	32.6%

RPP INCLUSION

GRAPH 5

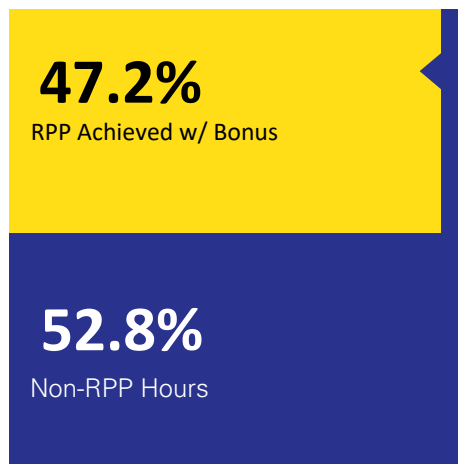
RPP Inclusion



619,642.70 Total hours worked
40% RPP Requirement

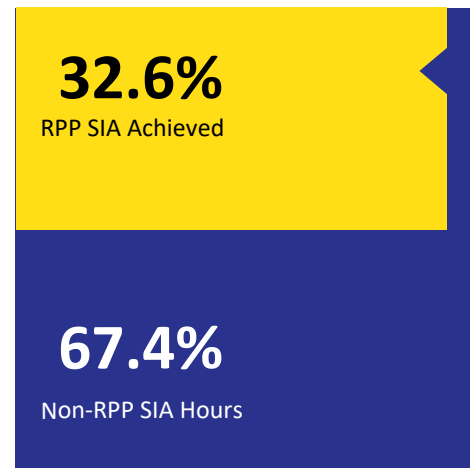
GRAPH 6

RPP Inclusion w/ Bonus




GRAPH 7

RPP SIA Inclusion



25% RPP SIA Requirement



Indoor reception spaces.

TABLE 6: RPP PARTICIPATION BY ZIP CODE & TRADE

Zip Code & Trade	# of RPP Workers	Total RPP Hours
Zip Code 53202		
Heat or Frost Insulator	1	8.0
Ironworker	5	3,171.5
Laborer	1	116.0
Plumber	1	876.0
53202 Total	8	4,171.5
Zip Code 53204		
Bricklayer	1	607.5
Carpenter	4	2,429.0
Heat or Frost Insulator	1	689.5
Ironworker	1	649.5
Laborer	6	2,237.9
Painter	1	803.5
Piledriver	1	746.5
Truck Driver	3	2,618.0
Tuckpointer	1	549.0
53204 Total	19	11,330.4
Zip Code 53205		
Carpenter	1	2,575.5
Laborer	1	1,307.5
53205 Total	2	3,883.0
Zip Code 53206		
Carpenter	2	1,110.5
Cement Finisher	1	615.0
Ironworker	2	2,800.5
Operator	1	55.5
Laborer	2	2,298.8
Sheet Metal Worker	1	205.5
Truck Driver	1	179.0
53206 Total	10	7,264.8
Zip Code 53207		
Carpenter	5	10,055.5
Cement Finisher	1	430.5
Drywall Finisher	1	307.0
Electrician	5	5,208.0
Heavy Equipment Operator	2	1,989.5
Ironworker	3	1,757.0
Laborer	3	3,757.6
Painter	2	497.0
Piledriver	2	3,169.5
Plumber	1	1,443.2
Roofer	1	162.5
Steamfitter	5	3,908.5
Teledata Technician or Installer	1	758.5
Truck Driver	2	376.0
53207 Total	34	33,820.3

Zip Code & Trade	# of RPP Workers	Total RPP Hours
Zip Code 53208		
Acoustic Ceiling Tile Installer	1	32.0
Carpenter	1	2,320.5
Electrician	2	3,877.5
Ironworker	4	1,555.0
Laborer	3	838.8
Millwright	1	800.0
Sheet Metal Worker	2	471.0
53208 Total	14	9,894.8
Zip Code 53209		
Acoustic Ceiling Tile Installer	1	975.0
Bricklayer	1	15.0
Electrician	2	1,924.0
Heavy Equipment Operator	3	1,777.8
Ironworker	1	151.0
Laborer	2	2,116.0
Truck Driver	1	9.0
53209 Total	11	6,967.8
Zip Code 53210		
Bricklayer	1	1,069.0
Carpenter	1	64.0
Electrician	3	1,217.0
Heavy Equipment Operator	1	280.5
Ironworker	1	456.5
Plumber	1	8.0
Sheet Metal Worker	1	206.5
53210 Total	9	3,301.5
Zip Code 53211		
Acoustic Ceiling Tile Installer	1	447.0
Electrician	1	1,162.5
Ironworker	2	2,652.0
Plumber	1	37.5
Project Engineer (Non-construction)	2	2,334.0
Truck Driver	1	7.5
53211 Total	8	6,640.5
Zip Code 53212		
Acoustic Ceiling Tile Installer	1	561.5
Carpenter	5	2,264.0
Carpet Layer	1	170.5
Electrician	2	2,628.0
Glazier	1	1,697.0
Ironworker	6	3,298.0
Laborer	2	294.0
Painter	1	21.0
Steamfitter	1	1,049.5
Truck Driver	2	179.8
53212 Total	22	12,163.3

TABLE 6 Cont.: RPP PARTICIPATION BY ZIP CODE & TRADE

Zip Code & Trade	# of RPP Workers	Total RPP Hours
Zip Code 53213		
Carpenter	2	87.5
Electrician	1	1,980.5
Ironworker	3	260.0
Steamfitter	3	2,803.5
53213 Total	9	5,131.5
Zip Code 53214		
Drywall Finisher	1	144.0
Electrician	1	884.0
Fire Sprinkler Fitter	1	2,187.0
Heat or Frost Insulator	2	1,342.0
Ironworker	3	1,794.0
Laborer	2	2,409.0
Painter	1	1,044.5
53214 Total	11	9,804.5
Zip Code 53215		
Bricklayer	2	776.8
Carpenter	12	4,176.5
Drywall Taper or Finisher	2	671.5
Electrician	3	2,186.1
Fence Erector	1	168.0
Heavy Equipment Operator	3	4,013.0
Ironworker	8	6,505.8
Laborer	8	5,272.0
Landscaper	1	899.0
Painter	5	3,251.3
Roofer	1	1,226.5
Truck Driver	17	7,132.8
Tuckpointer	2	1,297.5
53215 Total	65	37,576.6
Zip Code 53216		
Acoustic Ceiling Tile Installer	1	77.0
Carpenter	6	8,008.0
Electrician	2	1,509.0
Heat or Frost Insulator	1	631.0
Laborer	6	3,581.0
Millwright	1	36.0
Truck Driver	1	2,058.0
Total 53216	18	15,900.0
Zip Code 53218		
Bricklayer	1	9.5
Carpenter	2	2,089.8
Carpet Layer	1	23.0
Electrician	1	1,878.0

Zip Code & Trade	# of RPP Workers	Total RPP Hours
Zip Code 53218 (continued)		
Heavy Equipment Operator	3	793.0
Ironworker	2	1,373.5
Laborer	1	1,023.0
Piledriver	1	1,064.0
Plasterer	1	12.0
Plumber	1	2,449.7
Roofer	1	1,219.0
Sheetmetal	1	330.0
Truck Driver	2	425.0
53218 Total	18	12,689.5
Zip Code 53219		
Carpenter	1	378.5
Cement Finisher	1	366.0
Drywall Taper or Finisher	2	1,050.0
Electrician	2	1,999.0
Fire Sprinkler Fitter	1	184.0
Glazier	1	395.8
Heavy Equipment Operator	3	3,052.0
Ironworker	3	3,120.5
Laborer	3	2,930.8
Roofer	1	1,162.5
Sheet Metal Worker	1	1,284.0
53219 Total	19	15,923.0
Zip Code 53220		
Electrician	4	4,351.5
Glazier	1	1,614.8
Ironworker	2	1,748.5
Laborer	1	173.0
Roofer	1	479.5
Sheetmetal	1	385.0
Steamfitter	1	1,279.0
53220 Total	11	10,031.3
Zip Code 53221		
Acoustic Ceiling Tile Installer	1	352.0
Carpenter	3	3,719.0
Electrician	5	5,609.0
Heavy Equipment Operator	2	1,621.5
Heat or Frost Insulator	1	391.0
Ironworker	1	28.0
Laborer	2	1,055.0
Painter	1	352.0
Sheet Metal Worker	1	1,190.0
Truck Driver	4	538.8
53221 Total	21	14,856.3

TABLE 6 Cont.: RPP PARTICIPATION BY ZIP CODE & TRADE

Zip Code & Trade	# of RPP Workers	Total RPP Hours
Zip Code 53222		
Carpenter	1	1,787.0
Cement Finisher	1	1,734.0
Electrician	1	2,956.5
Fire Sprinkler Fitter	1	1,030.0
Heat or Frost Insulator	1	6.0
Ironworker	2	2,166.5
Laborer	1	8.0
Painter	1	250.0
Piledriver	1	455.5
Plumber	2	1,475.9
Sheet Metal Worker	2	1,775.0
53222 Total	14	13,644.4

Zip Code 53223		
Electrician	1	499.0
Glazier	1	861.8
Ironworker	2	2,362.5
Laborer	2	1,417.0
53223 Total	6	5,140.3

Zip Code 53224		
Carpenter	1	3,615.0
Carpet Layer	1	1,174.0
Electrician	3	4,967.0
Heavy Equipment Operator	1	55.5
Ironworker	1	1,440.0
Landscaper	1	287.6
Painter	1	966.0
Steamfitter	1	1,328.0
Truck Driver	1	213.0
53224 Total	11	14,046.1


Zip Code 53225		
Carpet Layer	1	38.0
Electrician	1	1,787.0
Heavy Equipment Operator	1	76.0
Laborer	4	1,709.3
Sheet Metal Worker	1	216.0
Steamfitter	5	530.5
Truck Driver	1	26.0
53225 Total	14	4,382.8

Zip Code 53227		
Carpenter	2	1,711.5
Laborer	2	4,441.0
53227 Total	4	6,152.5

Zip Code & Trade	# of RPP Workers	Total RPP Hours
Zip Code 53228		
Cement Finisher	1	2,167.5
Heat or Frost Insulator	1	1,507.5
Ironworker	2	896.5
Plasterer	1	127.0
Steamfitter	1	226.0
53228 Total	6	4,924.5

Zip Code 53233		
Carpenter	1	1,589.8
Cement Finisher	1	59.5
Project Engineer (Non-construction)	1	2,211.0
53233 Total	3	3,860.3

TOTALS	367	273,501.2
---------------	------------	------------------



Interior office spaces.