

2020 Quarterly RPP Report

QUARTER 2

DEPARTMENT OF PUBLIC WORKS

April 1 – June 30, 2020

CITY OF MILWAUKEE



SUMMARY

The Department of Public Works (DPW) closed 19 formal contracts from April 1 – June 30, 2020. All 19 of these contracts—100%—were compliant with Resident Preference Program (RPP) requirements.

Beginning in 2017, all contracts let with a RPP requirement also included a requirement that one quarter of all RPP hours be worked by residents of high-poverty zip codes as identified by the City Clerk's Office. The following zip codes are identified as high-poverty for this reporting period: 53204, 53205, 53206, 53208, 53210, 53212, 53215, 53218¹ and 53233. A new provision of this program allows each RPP hour from these zip codes in excess of the required amount to be counted as 1.5 hours. DPW closed 12 construction contracts in the second quarter that made use of the provision for high-poverty credit hours. In fact, all contracts closed in this period that were let in 2017 or later included credit hours for exceeding the required number of RPP hours from those living in high-poverty zip codes. This demonstrates that the contracting community is hiring from Milwaukee's high-poverty neighborhoods.

Two contracts closed during this period were let without RPP requirements and two were let with reduced RPP requirements.

A detailed listing of all closed contracts from April – June 2020 begins on the following page.

Demographic information for these 19 contracts begins on page 3.

HIGHLIGHTS OF QUARTER 2 RPP COMPLIANCE

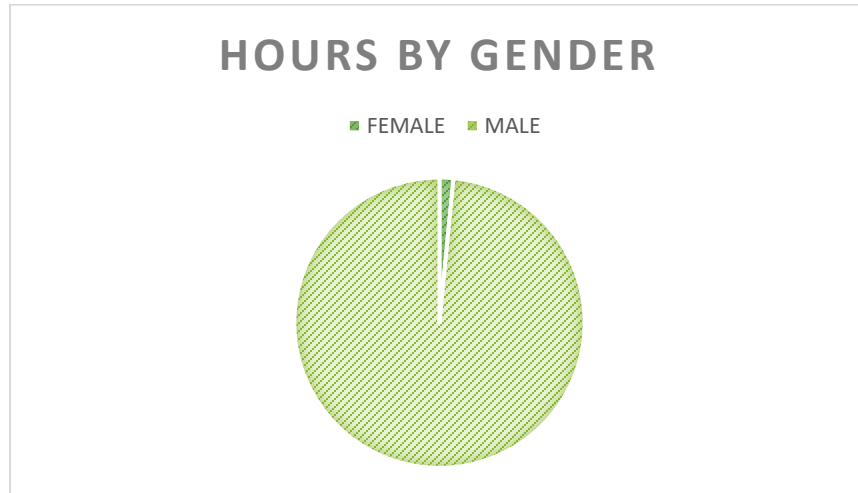
- 19 contracts closed
- 100% of contracts closed during this period were compliant with RPP requirements
- 2 contracts let without RPP requirements due to the specialized nature or scheduling of the work
 - o C545170034 for the recycling of residential electronic materials
 - o C523140005 for as-needed electrical maintenance work
- 2 let with reduced RPP requirements due to the specialized nature of the work
 - o C523190077 for the Greenhouse Boiler Replacement
 - o C545160110 for tree removal and site restoration

¹ 53218 was removed from the list provided by the City Clerk's Office for contracts let 01/01/2020 and later

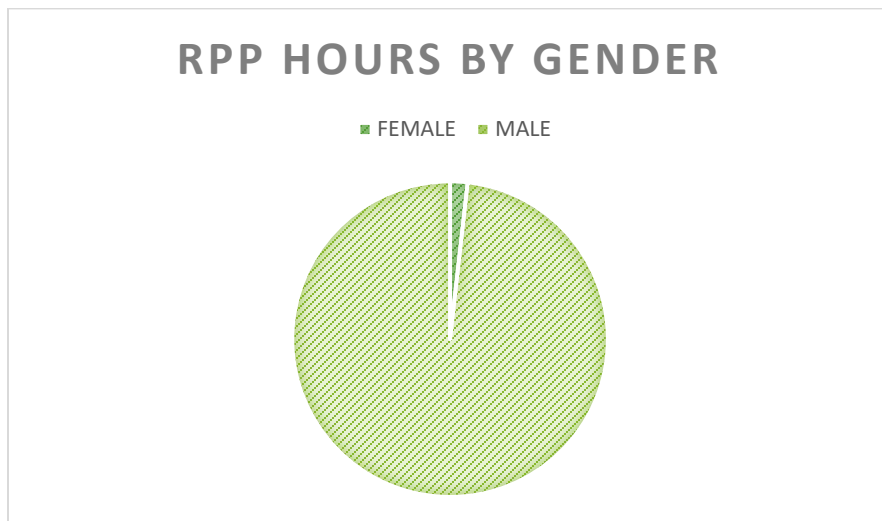
Year	ON	Amount	Contract	Contractor	Closed	Description	Req RPP	Final RPP
2017	75	\$ 644,673.66	C523170072	LaLonde Contractors Inc	4/6/2020	Paving work	40%	51%
2019	92	\$ 150,000.00	C523190077	Butters-Fetting Company Inc	4/20/2020	Greenhouse Boiler Replacement	10%	77%
2016	120	\$ 525,923.75	C545160110	Asplundh Tree Expert Company	4/23/2020	Tree removal & Site restoration	25%	25%
2014	10	\$ 69,100.00	C661140048	All Season Lawn Care & Landscaping	4/30/2020	Lot Maintenance	40%	78%
2019	51	\$ 183,970.00	C545190027	Four Seasons Property Mgmt	5/8/2020	Lot Maintenance	40%	80%
2018	79	\$ 355,848.00	C523180098	Milwaukee General Const Co Inc	5/11/2020	Paving work	40%	56%
2017	29	\$ 251,408.98	C545170034	Universal Recycling Technologies, LLC	5/23/2020	Recycling of Residential Electronic Materials	0%	0%
2017	97	\$ 1,004,400.00	C641170084	Mid City Corporation	5/23/2020	Lead Service Line Replacements	40%	40%
2018	110	\$ 230,600.00	C523180102	Mared Mechanical	5/26/2020	Milwaukee City Hall-3rd Floor Renovations-Mechanical	40%	61%
2017	42	\$ 225,902.64	C523170049	LaLonde Contractors Inc	5/30/2020	Paving work	40%	45%
2013	161	\$ 300,400.00	C523140005	ALLCON LLC	6/10/2020	Electrical Services	0%	0%
2018	16	\$ 767,023.15	C523180023	Stark Pavement Corporation	6/13/2020	Paving work	40%	50%
2016	110	\$ 211,559.00	C683160106	American Sewer Services Inc	6/18/2020	Sewer work	40%	56%
2016	90	\$ 862,627.00	C641160084	American Sewer Services Inc	6/23/2020	Water Main Relays	40%	57%
2018	96	\$ 843,002.89	C523180114	Milwaukee General Const Co Inc	6/25/2020	Paving work	40%	53%
2015	106	\$ 647,402.00	C641150088	American Sewer Services Inc	6/26/2020	Water Main Relays	40%	54%
2016	53	\$ 210,022.00	C683160056	American Sewer Services Inc	6/29/2020	Sewer work	40%	47%
2017	23	\$ 237,002.00	C683170036	MJ Construction Inc	6/30/2020	Sewer work	40%	54%
2018	130	\$ 872,100.00	C641180123	MJ Construction Inc	6/30/2020	100 Lead Service Line Replacements	40%	48%

DEMOGRAPHIC DATA

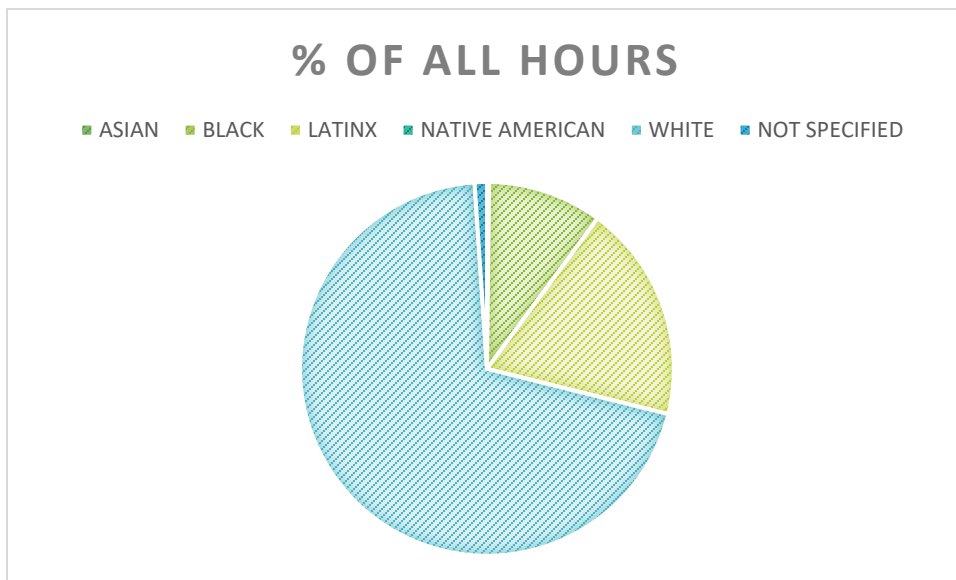
PARTICIPATION BY GENDER	
	% of all hours
FEMALE	1.54%
MALE	98.46%



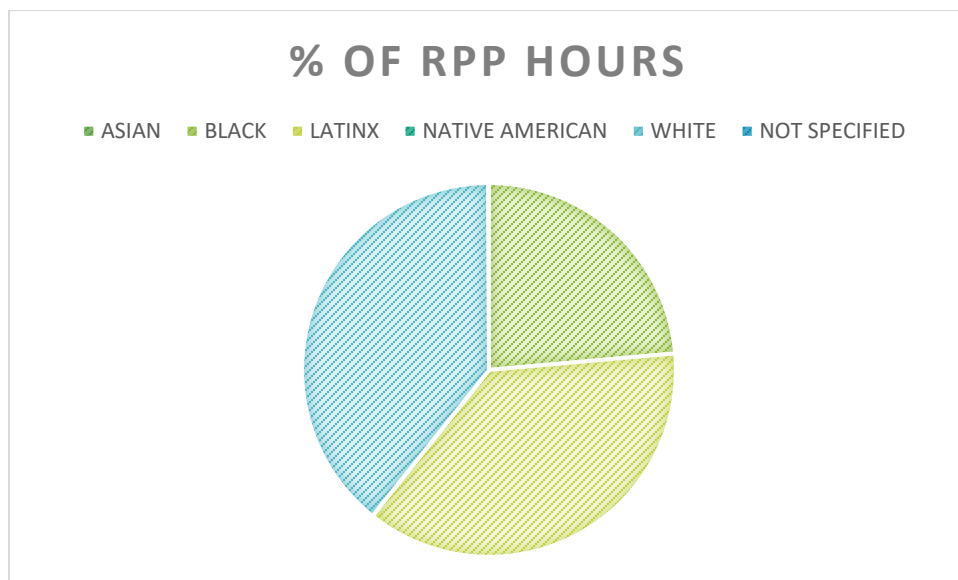
PARTICIPATION BY GENDER	
	% of RPP hours
FEMALE	1.79%
MALE	98.21%



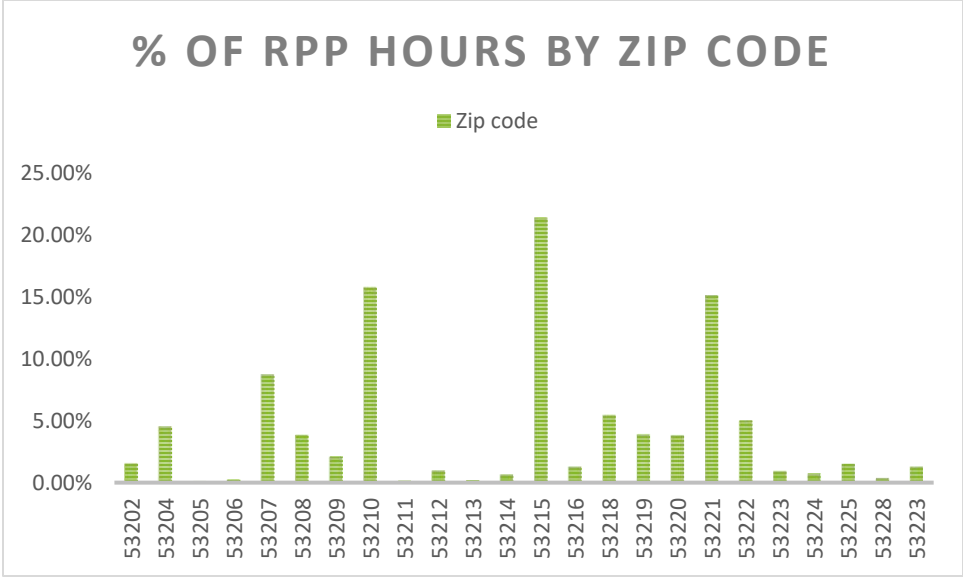
ETHNICITY	HOURS	% OF ALL HOURS
ASIAN	96.5	0.18%
BLACK	5206.5	9.91%
LATINX	9872.75	18.80%
NATIVE AMERICAN	1	0.00%
WHITE	36779	70.04%
NOT SPECIFIED	558.5	1.06%



ETHNICITY	RPP HOURS	% OF RPP HOURS
ASIAN	0	0.00%
BLACK	4180.5	23.59%
LATINX	6580	37.13%
NATIVE AMERICAN	0	0%
WHITE	6949.75	39.22%
NOT SPECIFIED	11.5	0.06%



ZIP	RPP HOURS	% OF RPP HOURS
53202	277.25	1.57%
53204	805.5	4.56%
53205	23	0.13%
53206	50	0.28%
53207	1544.5	8.74%
53208	685.5	3.88%
53209	373.25	2.11%
53210	2784.5	15.75%
53211	29.25	0.17%
53212	179.75	1.02%
53213	34	0.19%
53214	120.5	0.68%
53215	3777.5	21.37%
53216	231	1.31%
53218	965.75	5.46%
53219	690.25	3.90%
53220	679.25	3.84%
53221	2670.75	15.11%
53222	886.25	5.01%
53223	166.75	0.94%
53224	132.25	0.75%
53225	271.25	1.53%
53228	68	0.38%
53223	231.75	1.31%



RPP PARTICIPATION BY ZIP CODE TYPE	
TYPE OF PARTICIPATION	PERCENTAGE
HIGH POVERTY RPP	52%
ALL OTHER RPP	48%

HISTORICAL DATA

YEAR	REQUIRED RPP	FINAL RPP
1997	25%	26.20%
1998	25%	27.50%
1999	25%	27.60%
2000	25%	30.40%
2001	25%	26.10%
2002	25%	28.80%
2003	25%	27.40%
2004	25%	31.10%
2005	25%	31.50%
2006	25%	30.60%
2007	25%	30.50%
2008	25%	31.30%
2009	25% / 40%	33.00%
2010	40%	45.30%
2011	40%	43.80%

2012	40%	50.20%
2013	40%	45.40%
2014	40%	42.80%
2015	40%	47.90%
2016	40%	41.96%
2017	40%	43.80%
2018	40%	55.88%

CONCLUSION

DPW contracts meet—and often exceed—RPP requirements. All 19 formal contracts closed by DPW during the second quarter of 2020 met RPP requirements, and all closed construction contracts let after 2017 made use of the provision for RPP credit hours by employing RPP-certified workers from high-poverty areas beyond the requirement that 25% of all hours are worked by employees living in these zip codes. Contractors are meeting new RPP requirements and are employing RPP participants from high-poverty zip codes to a greater degree than expected.

Overall, the rate of RPP compliance on DPW contracts closed from April 1 – June 30, 2020 is in line with previous reports of the department’s compliance with RPP requirements. Non-compliance with RPP requirements is rare. When contractors fail to meet RPP requirements, DPW imposes penalties on contractors unless the contractor is able to provide an acceptable explanation of this shortfall. The Department of Public Works expects that high levels of RPP compliance will continue to be seen as the department and the contractors who work with DPW most often are committed to the success of the Residents Preference Program.