

On Behalf Of: Milwaukee Millwork & Lumber

Address: 11712 West Dixon Street


Milwaukee, WI 53214-1079

Phone: 414-774-8248

Fax: 4147741773

Contact: Tom Yttre

Email: tomy@milwaukeemillwork.com



KOLBE

WINDOWS & DOORS

We're for the visionaries.™

Quote 732785D: TORBICA / OWN HOME-KW050318TOR

Project: TORBICA, ILIYA

Printed: 5/3/2018 12:01:57 PM



Printed By: Tom Yttre

Created: 5/3/2018

2018 Pricing

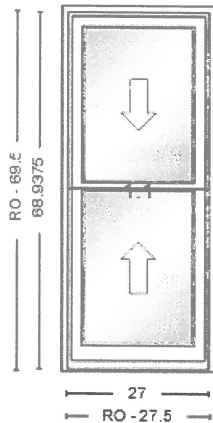
Window and Door Details

Line Number **001-1**
 Label **A**
 Product Name **Heritage Rectangle Double Hung (WDH)**
 Configured in PK Version **509**

Jamb Depth **4 9/16"**
 Installation Clips **None**

Scaled To Fit

AS VIEWED FROM EXTERIOR



Quantity **→ (3)**
 Cubic Feet **9.14**
 Unit Price **\$574.21**
 Extended Price **\$1,722.63**

Performance ***** Performance *****
 Standard Performance

*** Pricing Details ***
 Base Price **\$400.04**
 Screen **\$42.40**
 Non-Standard Size **\$123.09**
 Lower Glass Preserve **\$4.34**
 Upper Glass Preserve **\$4.34**

*** Unit ***
 Unit Type **Complete Unit**
 Model **Traditional**
 Production **Current**
 Clad Profile **No**
 Sash Material **Wood**

*** Glass ***
 Glass **H-K LoE 270 Insulated**
 Glass Spacer **Mill Finish**
 High Altitude **No**
 Glass Preserve / Neat Coating **Glass Preserve without Neat Coating**
 Glazing Bead **Beveled**
 Upper Glass - Glass Type **Clear**
 Upper Glass - Obscure / Opaque Glass **None**
 Upper Glass **NOT Tempered**
 Lower Glass - Glass Type **Clear**
 Lower Glass - Obscure / Opaque Glass **None**
 Lower Glass **NOT Tempered**

*** Overall Dimensions ***
 Overall Frame Width **27"**
 Overall Frame Height **68 15/16"**
 Overall Rough Opening Width **27 1/2"**
 Overall Rough Opening Height **69 1/2"**
 Overall Unit Dimension Width **29 3/8"**
 Overall Unit Dimension Height **70 5/8"**

*** Hardware-Accessories ***
 Hardware Color **Clay (Rustic)**
 Amount of Check Rail Locks **1**
 Sash Plough **Both Sash Plough**
 Screen **Full Screen**
 Mesh Type **BetterVue Fiberglass**
 Screen(s) Applied **No**
 Jambliner **Beige**
 Window Opening Control Device **No**
 Sash Limit Clips **None**

*** Dimensions ***
 Call Width **Custom**
 Call Height **Custom**
 Individual Frame Width **27"**
 Individual Frame Height **68 15/16"**
 Glass Width **21 1/2"**
 Glass Height **30 1/4"**

*** Species-Finish-Color ***
 Change Species **Leave All Pine**
 Exterior Frame Finish **Primed Latex**
 Exterior Sash Finish **Primed Latex**
 Interior Frame Finish **Unfinished**
 Interior Sash Finish **Unfinished**
 Screen Color **Beige**
 Fingerjoints **Standard Fingerjoints**

*** Casing-Jambs-Trim ***
 Exterior Casing/Accessories **Standard Brickmould**
 Back Bevel **No**
 Sill Nosing **Standard Sill Nosing**
 Extended Horns **No**
 Apply Exterior Casing/Accessories **Yes**
 Back Priming of Casing **No**
 Back Priming of Frame **No**

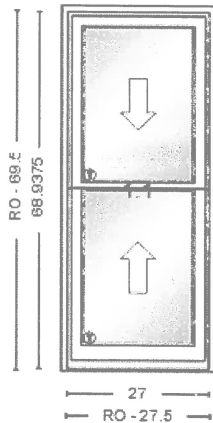
Window and Door Details

Line Number **002-1**
 Label **B-TEMPERED GLASS**
 Product Name **Heritage Rectangle Double Hung (WDH)**
 Configured in PK Version **509**

Back Priming of Casing **No**
 Back Priming of Frame **No**
 Jamb Depth **4 9/16"**
 Installation Clips **None**

Scaled To Fit

AS VIEWED FROM EXTERIOR



Quantity **(1)**
 Cubic Feet **9.14**
 Unit Price **\$734.23**
 Extended Price **\$734.23**

*** Pricing Details ***

Base Price **\$400.04**
 Screen **\$42.40**
 Non-Standard Size **\$123.09**
 Lower Glass Preserve **\$4.34**
 Upper Glass Preserve **\$4.34**
 Lower Glass Glass **\$80.01**
 Upper Glass Glass **\$80.01**

*** Overall Dimensions ***

Overall Frame Width **27"**
 Overall Frame Height **68 15/16"**
 Overall Rough Opening Width **27 1/2"**
 Overall Rough Opening Height **69 1/2"**
 Overall Unit Dimension Width **29 3/8"**
 Overall Unit Dimension Height **70 5/8"**

*** Dimensions ***

Call Width **Custom**
 Call Height **Custom**
 Individual Frame Width **27"**
 Individual Frame Height **68 15/16"**
 Glass Width **21 1/2"**
 Glass Height **30 1/4"**

*** Casing-Jambs-Trim ***

Exterior Casing/Accessories **Standard Brickmould**
 Back Bevel **No**
 Sill Nosing **Standard Sill Nosing**
 Extended Horns **No**
 Apply Exterior Casing/Accessories **Yes**

*** Performance ***

Performance **Standard Performance**

*** Unit ***

Unit Type **Complete Unit**
 Model **Traditional**
 Production **Current**
 Clad Profile **No**
 Sash Material **Wood**

*** Glass ***

Glass **H-K LoE 270 Insulated**
 Glass Spacer **Mill Finish**
 High Altitude **No**
 Glass Preserve / Neat Coating **Glass Preserve without Neat Coating**
 Glazing Bead **Beveled**
 Upper Glass - Glass Type **Clear**
 Upper Glass - Obscure / Opaque Glass **None**
 Upper Glass **Tempered**
 Lower Glass - Glass Type **Clear**
 Lower Glass - Obscure / Opaque Glass **None**
 Lower Glass **Tempered**

*** Hardware-Accessories ***

Hardware Color **Clay (Rustic)**
 Amount of Check Rail Locks **1**
 Sash Plough **Both Sash Plough**
 Screen **Full Screen**
 Mesh Type **BetterVue Fiberglass**
 Screen(s) Applied **No**
 Jambliner **Beige**
 Window Opening Control Device **No**
 Sash Limit Clips **None**

*** Species-Finish-Color ***

Change Species **Leave All Pine**
 Exterior Frame Finish **Primed Latex**
 Exterior Sash Finish **Primed Latex**
 Interior Frame Finish **Unfinished**
 Interior Sash Finish **Unfinished**
 Screen Color **Beige**
 Fingerjoints **Standard Fingerjoints**

Window and Door Details

Line Number **003-1**
 Label **C**
 Product Name **Heritage Rectangle Double Hung (WDH)**
 Configured in PK Version **509**

Jamb Depth **4 9/16"**
 Installation Clips **None**

*** Performance ***

Performance **Standard Performance**

*** Unit ***

Unit Type **Complete Unit**

Model **Traditional**

Production **Current**

Clad Profile **No**

Sash Material **Wood**

*** Glass ***

Glass **H-K LoE 270 Insulated**

Glass Spacer **Mill Finish**

High Altitude **No**

Glass Preserve / Neat Coating **Glass Preserve without Neat Coating**

Glazing Bead **Beveled**

Upper Glass - Glass Type **Clear**

Upper Glass - Obscure / Opaque Glass **None**

Upper Glass **NOT Tempered**

Lower Glass - Glass Type **Clear**

Lower Glass - Obscure / Opaque Glass **None**

Lower Glass **NOT Tempered**

*** Hardware-Accessories ***

Hardware Color **Clay (Rustic)**

Amount of Check Rail Locks **1**

Sash Plough **Both Sash Plough**

Screen **Full Screen**

Mesh Type **BetterVue Fiberglass**

Screen(s) Applied **No**

Jambliner **Beige**

Window Opening Control Device **No**

Sash Limit Clips **None**

*** Species-Finish-Color ***

Change Species **Leave All Pine**

Exterior Frame Finish **Primed Latex**

Exterior Sash Finish **Primed Latex**

Interior Frame Finish **Unfinished**

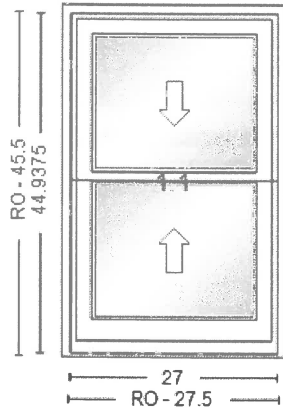
Interior Sash Finish **Unfinished**

Screen Color **Beige**

Fingerjoints **Standard Fingerjoints**

AS VIEWED FROM EXTERIOR

Scaled To Fit



Quantity **(2)**
 Cubic Feet **5.32**
 Unit Price **\$470.27**
 Extended Price **\$940.54**

*** Pricing Details ***

Base Price **\$309.78**
 Screen **\$32.14**
 Non-Standard Size **\$123.09**
 Lower Glass Preserve **\$2.63**
 Upper Glass Preserve **\$2.63**

*** Overall Dimensions ***

Overall Frame Width **27"**
 Overall Frame Height **44 15/16"**
 Overall Rough Opening Width **27 1/2"**
 Overall Rough Opening Height **45 1/2"**
 Overall Unit Dimension Width **29 3/8"**
 Overall Unit Dimension Height **46 5/8"**

*** Dimensions ***

Call Width **Custom**
 Call Height **Custom**
 Individual Frame Width **27"**
 Individual Frame Height **44 15/16"**
 Glass Width **21 1/2"**
 Glass Height **18 1/4"**

*** Casing-Jambs-Trim ***

Exterior Casing/Accessories **Standard Brickmould**
 Back Bevel **No**
 Sill Nosing **Standard Sill Nosing**
 Extended Horns **No**
 Apply Exterior Casing/Accessories **Yes**
 Back Priming of Casing **No**
 Back Priming of Frame **No**

Notes / Totals / Signature

Total Quantity: 6	Total Cubic Feet: 47.21	Total Perimeter Feet: 1,055.25	Sub-Total*:	\$3,397.40
			Total Tax:	\$190.26
			Total Freight:	\$0.00
			Total Labor:	\$0.00
			Total Amount:	\$3,587.66

Total Amount includes Kolbe and/or Non-Kolbe lines if applicable

Approx 4 week lead time

Terms & Conditions:

Payments by cash, check, or credit card.

Thank you for your order. This is a custom fabricated product made to your requests and specifications. Please sign and date below to acknowledge receipt of the quantities and specifications included in this order. Any corrections or changes to this order must be made in writing within 3 days of your date of signature. No verbal corrections or changes can be accepted. Changes made at this time will be assessed a \$50.00 charge. Any change will delay your order an additional week. After 3 days, NO changes or cancellations will be allowed. Window units are not returnable or exchangeable.

The approximate lead time for most orders is four weeks, for an exact week of expected delivery consult your sales representative a week after ordering .

This form, with your signature will take precedence over all previous paperwork, plans, or other notes.

Charges will be assessed on all windows left in our warehouse over 30 days. Charges are 2% of the total order per month for storage. Windows will be invoiced after 30 days from arrival and would accrue finance charges at the rate of 1% per month from that time.

Note: If this is an estimate, prices are good for thirty days. Please reconfirm thereafter.

I have checked the above order and agree it is correct as written, and agree to the above conditions of sale.

Signature: _____ Date: _____

Purchase Order: _____

Printed By: Tom Yttre
Created: 5/3/2018