

OFFICERS

Mary Ellen Stanek
Chair
Leslie M. Muma
1st Vice Chair
Christopher S. Atyle
2nd Vice Chair
William Fitzhugh Fox
Vice Chair/Legal
James C. Donnelly
Treasurer
Ronald L. Walter
Secretary
Jeffrey T. Shell, Ph.D.
President & CEO



BOYS & GIRLS CLUBS
OF GREATER MILWAUKEE

March 18, 2004

TRUSTEES

Christopher S. Abele
Barry K. Allen
James T. Barry, III
David A. Baumgarten
David L. Bechtold
Barbara Beck
Thomas H. Bunsley, III
Thomas M. Bolger
Robert W. Brueger*
Mark E. Brickman
Tony Buccina
David A. Clarke, Jr.
Peggy E. Cookley
G. Spencer Coggs
Curt S. Culver
Barbara D. Damm
Soojwick Daniels
Robert M. Darling
Russell M. Darrow, Jr.
Arthur H. Davidson*
James J. Ditter
James D. Erisman
Roger L. Fitzsimonds*
John Galanis*
Thomas E. Goris, Jr.
Richard R. Grigg, Jr.
Charles D. Griescheil
James E. Grootenast*
Bronson J. Haase
Jon D. Hammes
William C. Hansen
Julia Nils Hanson
Thomas J. Hauke, Jr.
Carol A. Hevey
Charles V. James*
Sarah Wright Kimball
Harold M. Knowlton*
Steven L. Laughlin*
Gerald H. Lestina
Stephen H. Marcus
Keith R. Mardak
Lupe Martinez
James McCaslin
Maureen A. McGinnity
Daniel F. McKeithan, Jr.*
Robert L. Mikutay
Michael L. Morgan
David E. Nelson
Albert O. Nicholas
Keith D. Nosbusch
Wayne C. Oldenburg
Guy A. Osborn*
Richard R. Pieper, Sr.
David F. Radtke
William L. Randall
Kristine A. Rappé
Todd M. Reardon
James A. Scheible
Allan H. Seig
Guy W. Smith*
Thomas L. Spero*
Martin F. Stein*
James A. Taylor*
Harris Turci
Lorry Uihlein
Gordon J. Weber
Arthur W. Wiggers
James B. Wigdale*
Jay B. Williams
Earnestine Willis
Annie Zirro
Diane Zora

Steven I. Mahan
Director – Community Block Grant Administration
200 East Wells, Room 600
Milwaukee, WI 53202

Dear Steve:

Per our conversation earlier this week, we asked UWM's Center for Urban Initiatives & Research to investigate the number of children from Neighborhood Strategic Planning Area 12 that are being served at the five full-service Clubs. In total, the Clubs serve 661 members who reside in NSP 12. Please note that these figures are based upon the current 17 NSP areas, not the revised NSP areas that are pending approval.

As you might expect, the Hillside Club (now called the Hillside-Pieper Boys & Girls Club) located in Hillside Terrace Housing Development, serves 419 youth, the highest number of NSP 12 residents. At 96 members, the Fitzsimonds Club, adjacent to Metcalfe School, serves the second highest number of Midtown residents. The Clubs propose that the full amount of \$57,605 awarded to the Pieper Club (formerly located in NSP 12) be allocated to the Hillside and Fitzsimonds Club. Seventy-five percent (\$43,204) of the award would be applied to the cost of providing programming to NSP 12 youth residents at the Hillside Club and 25% (\$14,401) would fund the cost of providing programming to NSP 12 youth residents at the Fitzsimonds Club.

Enclosed are maps plotting the residences of each Club site's membership. Along with the visual representation, each map contains the actual number and percent of youth served according to their NSP area residence. I look forward to discussing our proposal with you. Please call me with any questions or concerns at (414) 267-8147. Thanks Steve, for your continued support of the Clubs!

Sincerely,

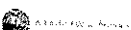
Dave Knutson
VP-Government Affairs & Special Projects

Enclosures (5)

The Positive Place For Kids

Mardak Center for Administration & Training • 1558 North 6th Street • P.O. Box 12486 • Milwaukee, WI 53212

Phone: (414) 267-8100 • Fax: (414) 267-8181 • www.boysgirlsclubs.org



Boys & Girls Clubs of Greater Milwaukee Membership, 2004

Roger and Leona Fitzsimonds Branch

2923 Youth;
2492 (85.25%)
in 17 NSP Areas

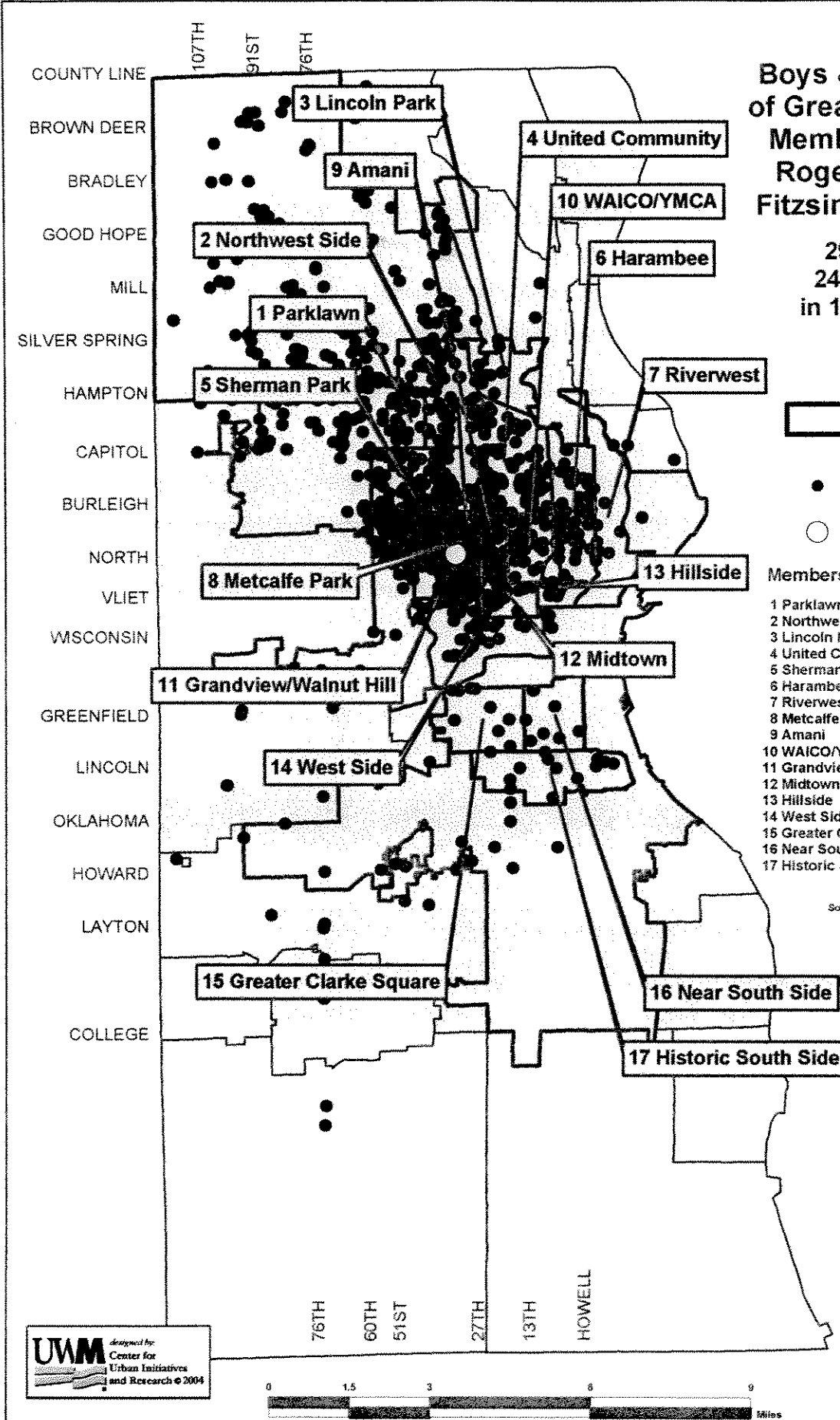
Neighborhood Strategic Planning (NSP) Areas

- Youth
- Club

Members per NSP (% of 2923)




1 Parklawn	17 (<1%)
2 Northwest Side	84 (2.87%)
3 Lincoln Park	29 (1.00%)
4 United Community	184 (6.29%)
5 Sherman Park	578 (19.77%)
6 Harambee	71 (2.43%)
7 Riverwest	13 (<1%)
8 Metcalfe Park	326 (11.15%)
9 Amani	86 (2.94%)
10 WAICO/YMCA	67 (2.29%)
11 Grandview/Walnut Hill	631 (21.59%)
12 Midtown	96 (3.28%)
13 Hillside	36 (1.23%)
14 West Side	77 (2.63%)
15 Greater Clarke Square	14 (<1%)
16 Near South Side	162 (5.54%)
17 Historic South Side	21 (<1%)

Source: Boys & Girls Clubs of Greater Milwaukee



Boys & Girls Clubs of Greater Milwaukee Membership, 2004 Pieper-Hillside Branch

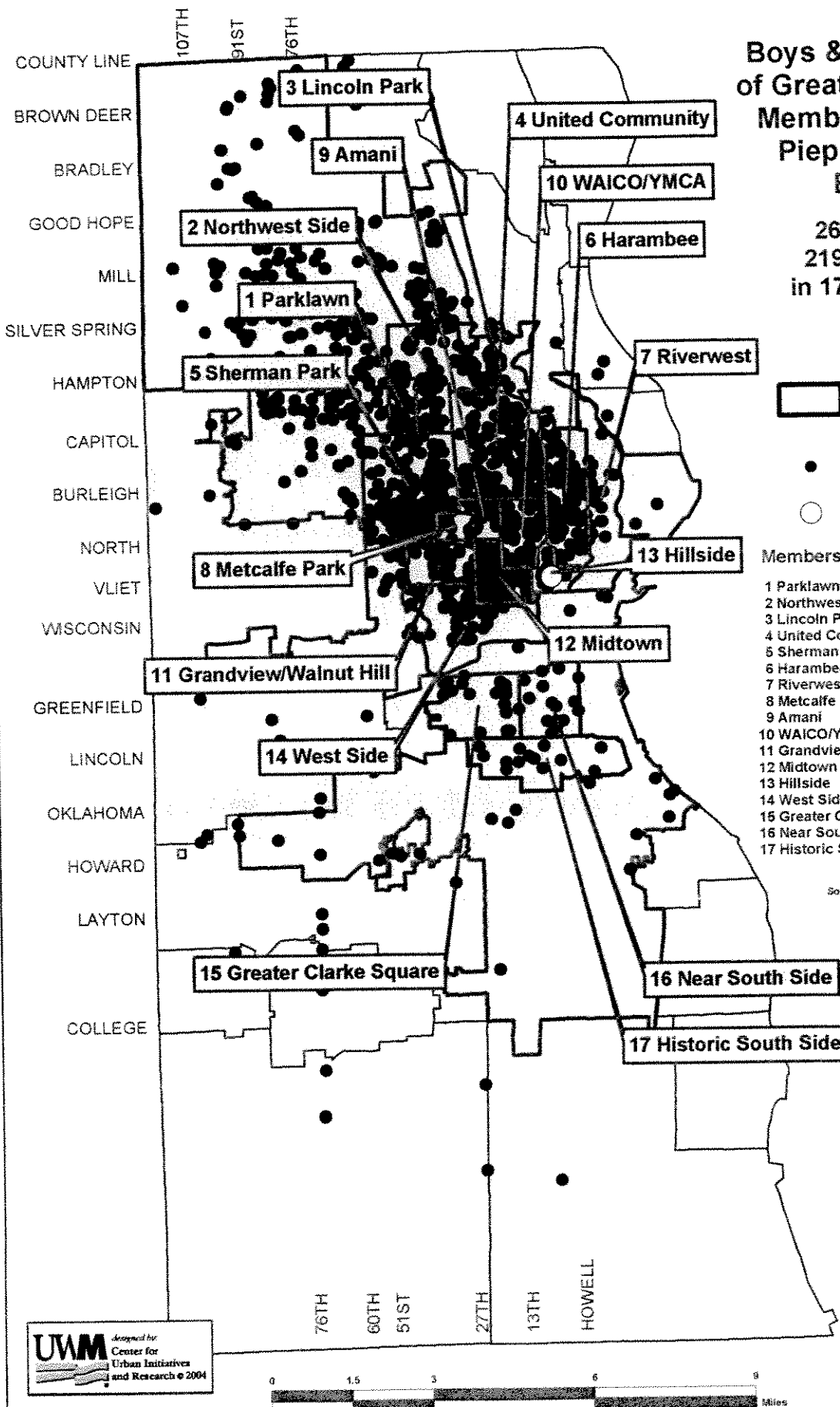
2655 Youth;
2191 (82.52%)
in 17 NSP Areas

-  Neighborhood Strategic Planning (NSP) Areas
-  Youth
-  Club

Members per NSP (% of 2655)

1 Parklawn	29 (1.09%)
2 Northwest Side	92 (3.47%)
3 Lincoln Park	46 (1.73%)
4 United Community	266 (10.02%)
5 Sherman Park	239 (9.00%)
6 Harambee	170 (6.40%)
7 Riverwest	25 (<1%)
8 Metcalfe Park	19 (<1%)
9 Amani	43 (1.62%)
10 WAICO/YMCA	115 (4.33%)
11 Grandview/Walnut Hill	63 (2.37%)
12 Midtown	419 (15.78%)
13 Hillside	442 (16.65%)
14 West Side	108 (4.07%)
15 Greater Clarke Square	62 (2.34%)
16 Near South Side	34 (1.28%)
17 Historic South Side	19 (<1%)




Source: Boys & Girls Clubs of Greater Milwaukee



Boys & Girls Clubs of Greater Milwaukee Membership, 2004 Mary Ryan Branch

4390 Youth;
3352 (76.36%)
in 17 NSP Areas

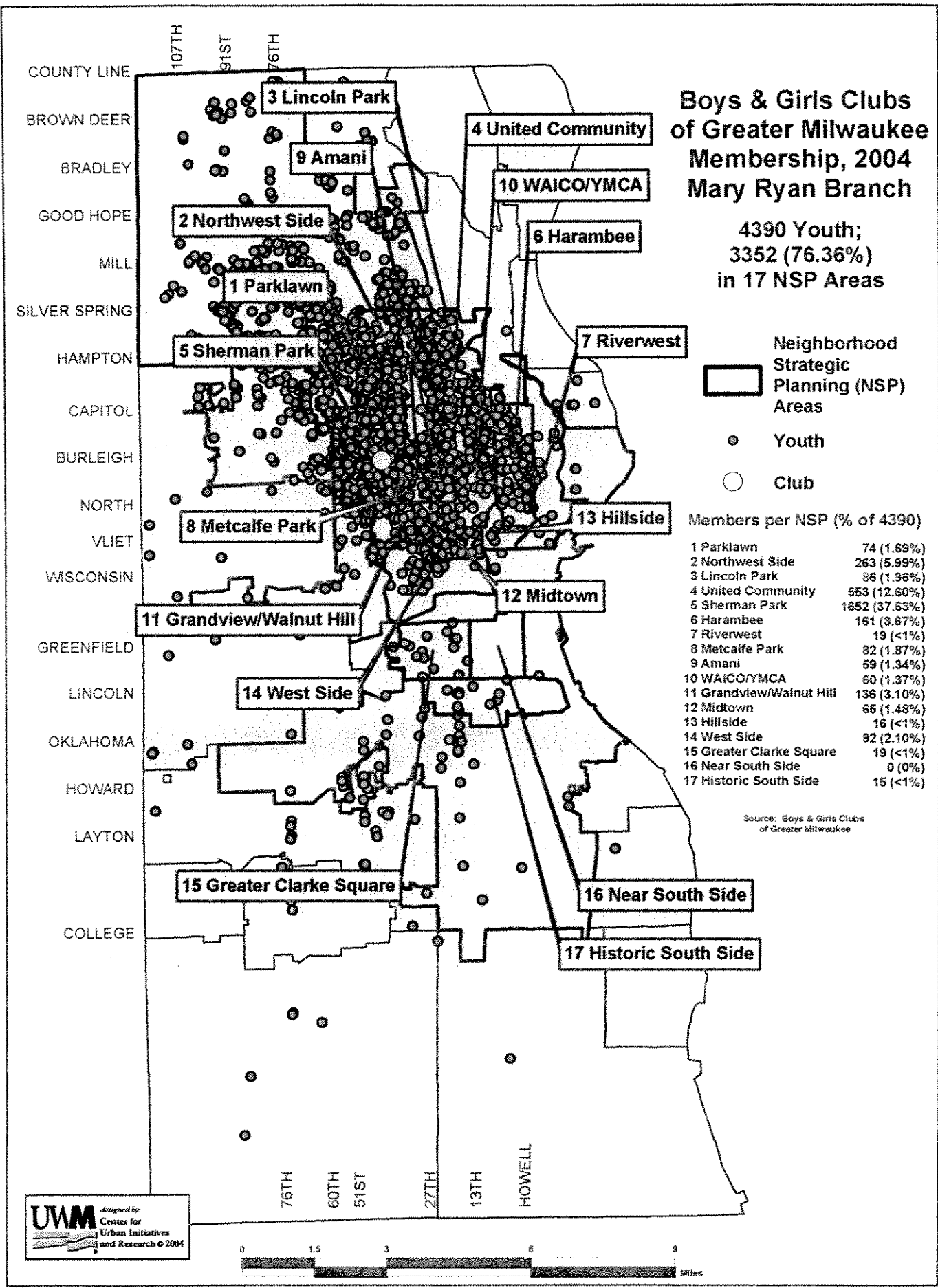
Neighborhood Strategic Planning (NSP) Areas

-  Neighborhood Strategic Planning (NSP) Areas
-  Youth
-  Club

Members per NSP (% of 4390)

1 Parklawn	74 (1.68%)
2 Northwest Side	263 (5.99%)
3 Lincoln Park	86 (1.96%)
4 United Community	553 (12.60%)
5 Sherman Park	1652 (37.63%)
6 Harambee	161 (3.67%)
7 Riverwest	19 (<1%)
8 Metcalfe Park	82 (1.87%)
9 Amani	59 (1.34%)
10 WAICO/YMCA	60 (1.37%)
11 Grandview/Walnut Hill	136 (3.10%)
12 Midtown	65 (1.48%)
13 Hillside	16 (<1%)
14 West Side	92 (2.10%)
15 Greater Clarke Square	19 (<1%)
16 Near South Side	0 (0%)
17 Historic South Side	15 (<1%)

Source: Boys & Girls Clubs of Greater Milwaukee



Boys & Girls Clubs of Greater Milwaukee Membership, 2004

Irving J. Seher Branch

3933 Youth;
3081 (78.33%)
in 17 NSP Areas

Neighborhood Strategic Planning (NSP) Areas

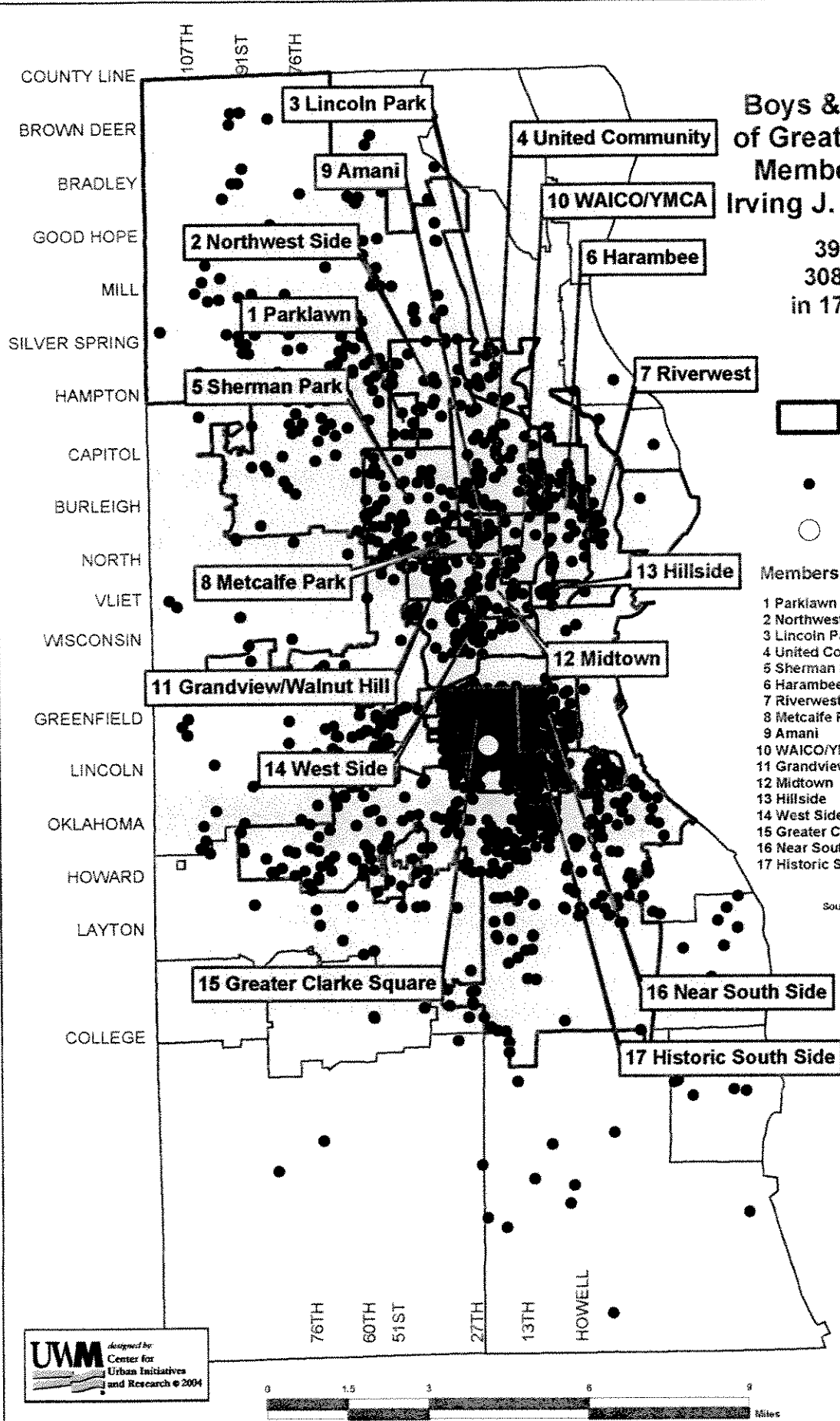
● Youth

○ Club

Members per NSP (% of 3933)

1 Parklawn	6 (<1%)
2 Northwest Side	30 (<1%)
3 Lincoln Park	17 (<1%)
4 United Community	76 (1.93%)
5 Sherman Park	79 (2.00%)
6 Harambee	50 (1.27%)
7 Riverwest	22 (<1%)
8 Metcalfe Park	9 (<1%)
9 Amani	16 (<1%)
10 WAICO/YMCA	17 (<1%)
11 Grandview/Walnut Hill	47 (1.20%)
12 Midtown	53 (1.35%)
13 Hillside	30 (<1%)
14 West Side	69 (1.75%)
15 Greater Clarke Square	1311 (33.33%)
16 Near South Side	432 (10.98%)
17 Historic South Side	817 (20.77%)

Source: Boys & Girls Clubs of Greater Milwaukee



Boys & Girls Clubs of Greater Milwaukee Membership, 2004 Augusta M. LaVarnway Branch

1781 Youth;
1556 (87.38%)
in 17 NSP Areas

Neighborhood Strategic Planning (NSP) Areas

● Youth

○ Club

Members per NSP (% of 1781)

1 Parklawn	12 (<1%)
2 Northwest Side	49 (2.75%)
3 Lincoln Park	19 (1.07%)
4 United Community	417 (23.42%)
5 Sherman Park	144 (8.09%)
6 Harambee	106 (5.95%)
7 Riverwest	15 (<1%)
8 Metcalfe Park	14 (<1%)
9 Amani	122 (6.85%)
10 WAICO/YMCA	521 (29.25%)
11 Grandview/Walnut Hill	53 (2.98%)
12 Midtown	28 (1.57%)
13 Hillside	2 (<1%)
14 West Side	28 (1.57%)
15 Greater Clarke Square	4 (2.83%)
16 Near South Side	7 (1.55%)
17 Historic South Side	15 (<1%)

Source: Boys & Girls Clubs of Greater Milwaukee

