

An Analysis of Use of Force Incidents in the Milwaukee Police Department in 2023

Steven G. Brandl, Ph.D.

Professor Emeritus

Department of Criminal Justice and Criminology

University of Wisconsin-Milwaukee

Purpose of Report

- ❑ To provide information on the number and nature of police use of force incidents in the MPD from January 1, 2023 to December 31, 2023

Purpose of Report

- ❑ To provide information on the number and nature of police use of force incidents in the MPD from January 1, 2023 to December 31, 2023
- ❑ To compare, when appropriate, 2023 data with previous years

Purpose of Report

- ❑ To provide information on the number and nature of police use of force incidents in the MPD from January 1, 2023 to December 31, 2023
- ❑ To compare, when appropriate, 2023 data with previous years
- ❑ Data based on MPD “Use of Force Reports” (AIM System)

MPD Use of Force Reporting Policy

According to MPD Use of Force policy 460.50: “The Use of Force Report shall be completed by a supervisory officer when a Department member:

1. Discharges a firearm;
2. Points a firearm at a person;
3. Uses a baton to strike a subject or animal;
4. Discharges an irritant, chemical, or inflammatory agent;
5. Deploys a Conducted Energy Weapon, to include contact stun and probe deployment;

MPD Use of Force Reporting Policy (cont'd)

6. Department canine bites a person;
7. Forcible blood draws requiring use of force to obtain a sample where a subject claims injury or is injured as a result of police action;
8. Uses bodily force that involves focused strikes, diffused strikes, or decentralizations to the ground;
9. Uses any type of force in which a person is injured or claims injury, whether or not the injury is immediately visible;
10. Draws or displays a firearm to effect an arrest or seizure of a person.

Two Use of Force Policy Changes

First, beginning in December, 2020 additional incidents were required to be documented as uses of force:

- ❑ Pointing a firearm at a person
- ❑ Drawing or displaying a firearm to effect an arrest or seizure of a person
- ❑ Therefore, total number of force incidents in 2023 is not comparable to years prior to 2021 when these types of force were not required to be documented.

Two Use of Force Policy Changes

Second, prior to 2013, incidents that involved “bodily force only” without injury or complaint of injury from the subject were not required to be documented. Since 2013 these incidents are required to be reported.

- ❑ Therefore, comparison of “total number of use of force” incidents and “bodily force only” incidents in 2023 to those in years before 2013 is not valid.

Select Findings

There were 2,306 use of force incidents recorded in 2023

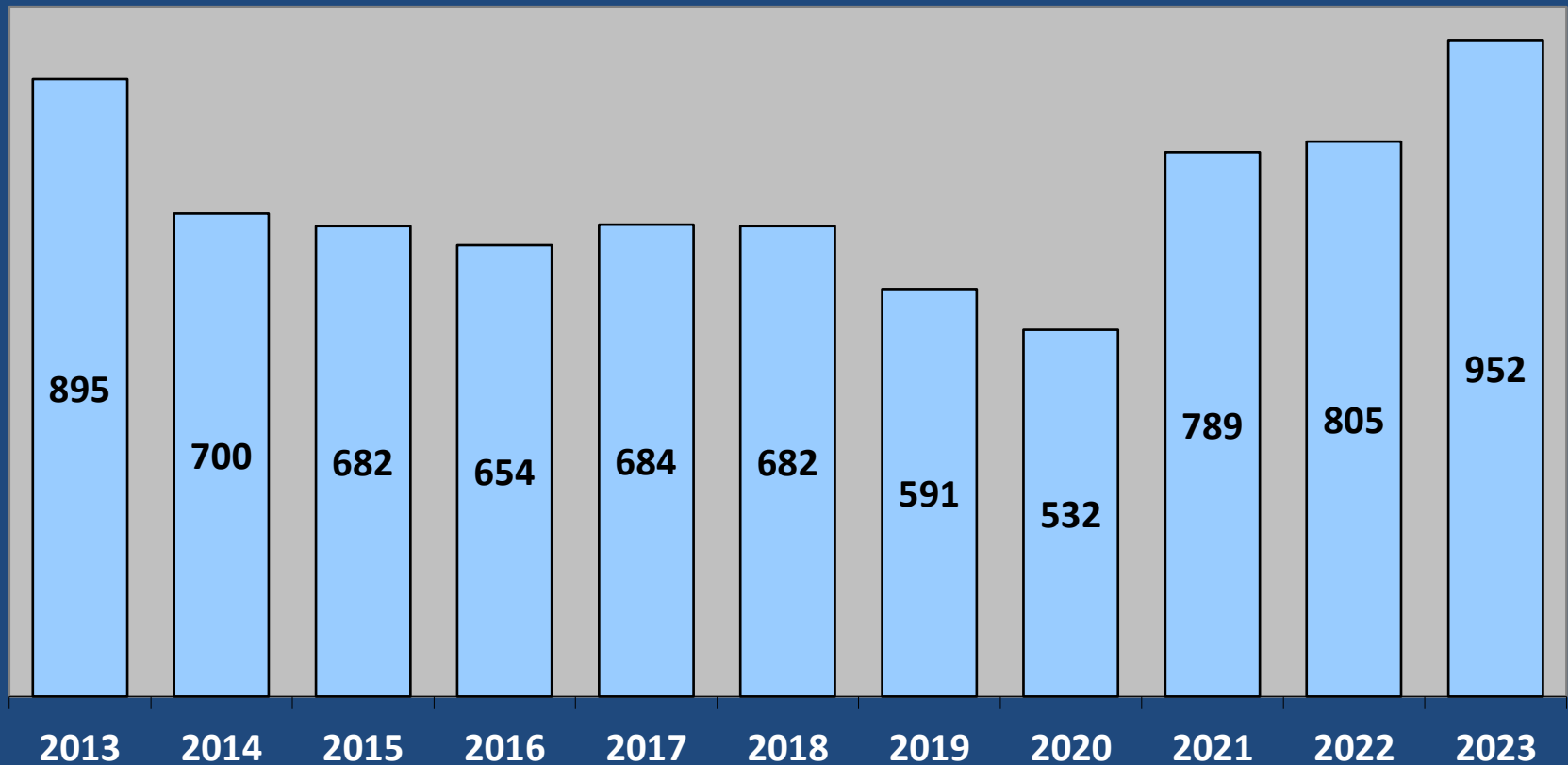
- ❑ 17 involved euthanizing an injured animal
- ❑ 4 were accidental
- ❑ These 21 incidents were excluded from the aggregate analysis

So... 2,285 incidents were analyzed in this report

- ❑ 1,333 involved displaying and/or pointing a firearm only.
- ❑ **952 involved hands-on physical force or the discharge of a weapon.**

Most of the analyses in the report focus on the subset of 952 incidents

Number of Force Incidents, 2013-2023



Select Findings: Types of Force Used

5 most common types of force were:

- ❑ 32.0% involved pointing firearm only (732)
- ❑ 17.9% involved bodily force only (408)
- ❑ 16.7% involved pointing and display of firearm only (381)
- ❑ 9.6% involved display of firearm only (220)
- ❑ 6.1% involved bodily force and pointing firearm (140)

These types of force accounted for over 80% of all incidents.

Select Findings: Types of Force Used

- ❑ 14 incidents (.6% of total incidents) involved the discharge of a firearm.
 - ❑ 10 of the 14 involved a discharge at a subject(s)
 - ❑ 2 fatal, 7 non-fatal, 3 no injuries
 - ❑ 4 of the 14 involved a discharge at a dog
 - ❑ 2 fatal, 2 no injuries

Select Findings: Types of Force Used

- ❑ 14 incidents (.6% of total incidents) involved the discharge of a firearm.
 - ❑ 10 of the 14 involved a discharge at a subject(s)
 - ❑ 2 fatal, 7 non-fatal, 3 no injuries
 - ❑ 4 of the 14 involved a discharge at a dog
 - ❑ 2 fatal, 2 no injuries
- ❑ There were 16 officers who discharged their firearms in 2023 (including accidental discharges, and discharges directed toward a person or a dog). No officers were involved in more than one of these incidents.

Select Findings: Types of Force Used

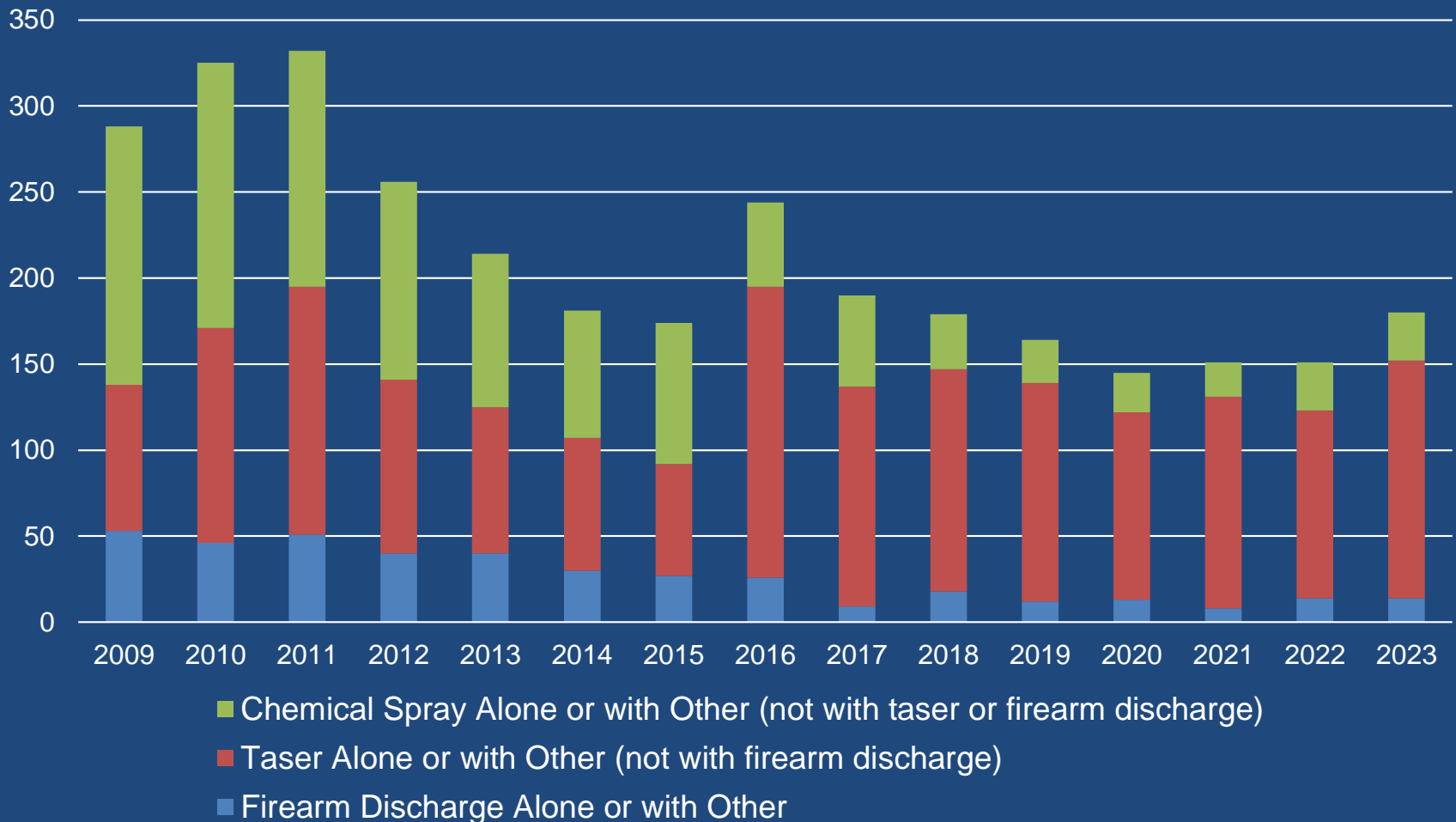
- ❑ 14 incidents (.6% of total incidents) involved the discharge of a firearm.
 - ❑ 10 of the 14 involved a discharge at a subject
 - ❑ 2 fatal, 7 non-fatal, 3 no injuries
 - ❑ 4 of the 14 involved a discharge at a dog
 - ❑ 2 fatal, 2 no injuries
- ❑ There were 16 officers who discharged their firearms in 2023 (including accidental discharges, and discharges directed toward a person or a dog). No officers were involved in more than one of these incidents.
- ❑ Since 2009 there has been a decline in firearm discharges with subjects and especially with dogs (trending down from 39 in 2009 to 4 in 2023).

Select Findings: Types of Force Used

- ❑ Since 2009, use of a chemical agent (“OC spray”) has declined steadily and substantially (150 such incidents in 2009 and 28 in 2023).
- ❑ The use of a CEW (“Taser”) has fluctuated since 2009.

Frequency of Use of Weapon

(Does not include bodily force alone)



Select Findings: Frequency of Force

- ❑ Considering the subset of 952 incidents that involved hands-on force and/or a weapon, in 877 of the incidents at least one person was arrested.
- ❑ In the 877 incidents a total of 1,011 people were arrested.
- ❑ In 2023 MPD officers made a total of 12,521 arrests.
- ❑ Accordingly, in 2023, 8.07% of all arrests involved the use of force ($1,011 / 12,521 \times 100 = 8.07$).
- ❑ When “display and/or pointing of firearm only” incidents are included in the calculation, 19.2% of arrests involved the use of force in 2023.

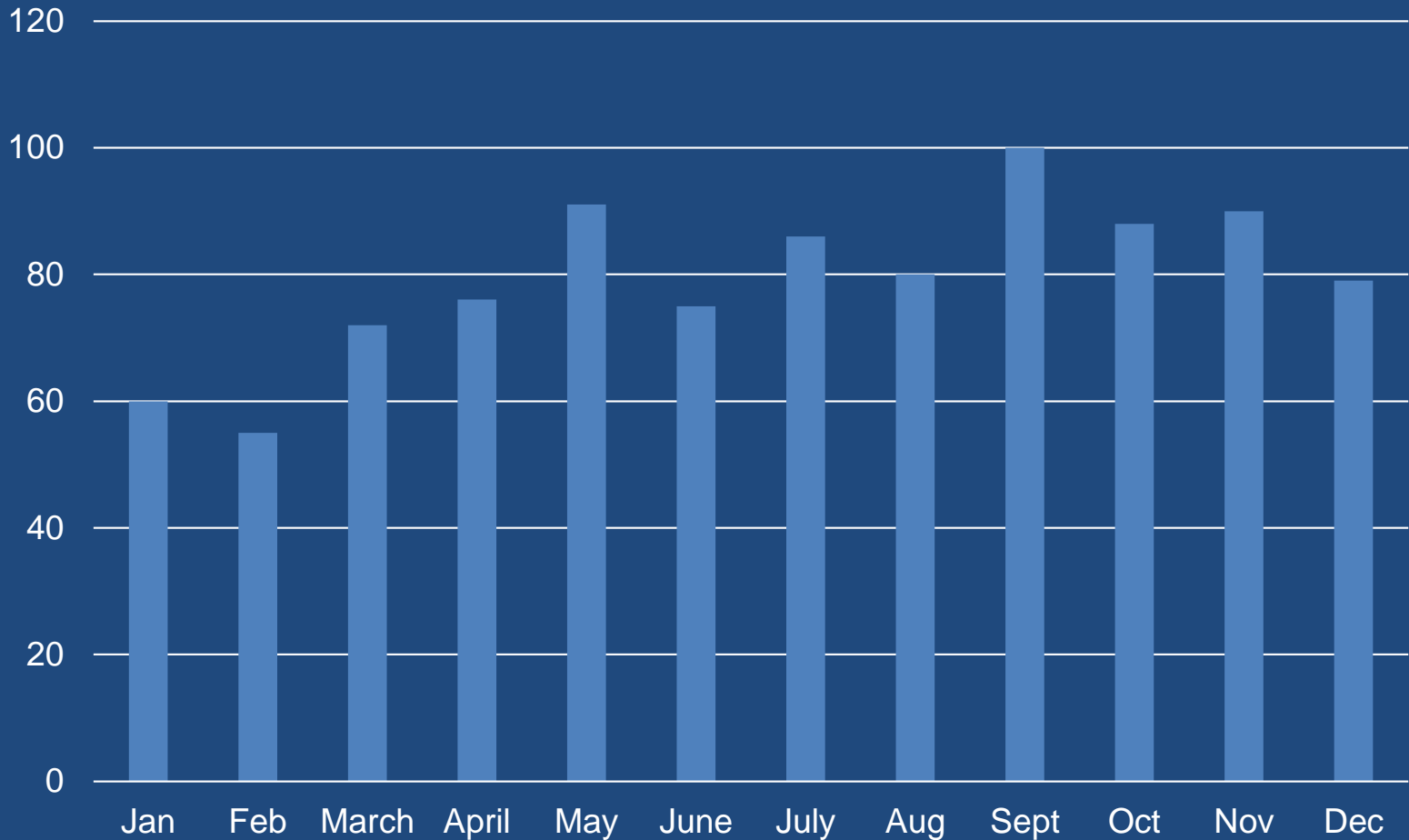
Select Findings: Frequency of Force

- ❑ Considering the subset of 952 incidents that involved hands-on force and/or a weapon, .35% of calls for service involved police use of force. In other words, for every 1,000 calls for service, 4 involved the use of force.
- ❑ When “display and/or pointing of firearm only” incidents are included in the calculation, .85% of calls for service involved police use of force (9 out of every 1,000 calls involved the use of force).

Select Findings: Frequency of Force

- ❑ Considering the subset of 952 incidents that involved hands-on force and/or a weapon, .35% of calls for service involved police use of force. In other words, for every 1,000 calls for service, 4 involved the use of force.
- ❑ When “display and/or pointing of firearm only” incidents are included in the calculation, .85% of calls for service involved police use of force (9 out of every 1,000 calls involved the use of force).
- ❑ The largest proportion of force incidents occurred September through November. The largest proportion of *arrests* occurred during the summer months.

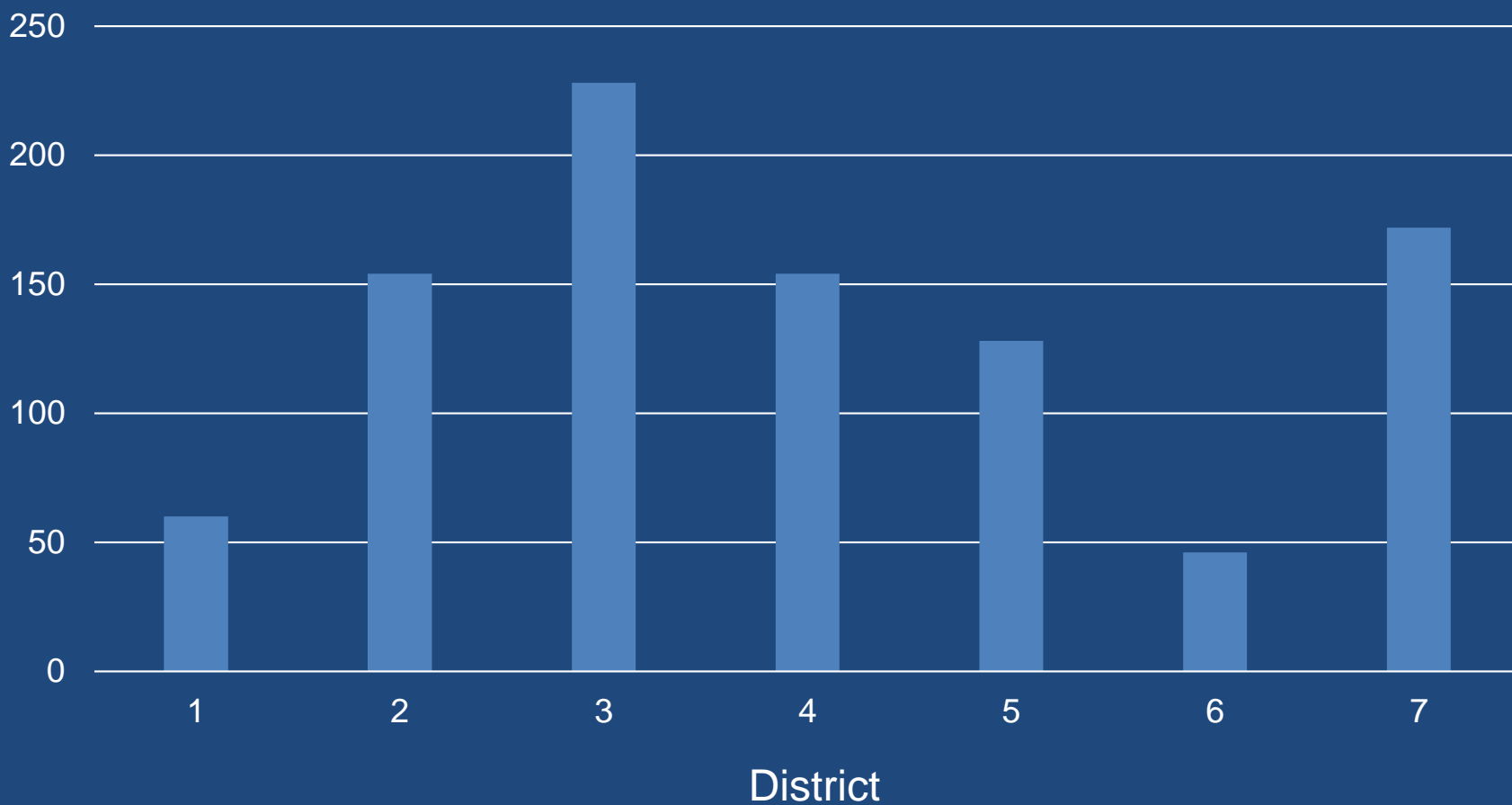
Frequency of Force by Month



Select Findings: Frequency of Force

- ❑ Considering the subset of 952 incidents that involved hands-on force and/or a weapon, .35% of calls for service involved police use of force. In other words, for every 1,000 calls for service, 4 involved the use of force.
- ❑ When “display and/or pointing of firearm only” incidents are included in the calculation, .85% of calls for service involved police use of force (9 out of every 1,000 calls involved the use of force).
- ❑ The largest proportion of force incidents occurred September through November. The largest proportion of *arrests* occurred during the summer months.
- ❑ Police Districts 3 and 7 account for the largest share (42.5%) of force incidents in 2023.

Frequency of Force by Police District



Select Findings: Accidental Force

- ❑ In 2023, there were 10 incidents in which force was used accidentally.
 - ❑ 2 involved a firearm discharge (1 subject's gun; 1 officer's gun)
 - ❑ 5 involved an CEW discharge
 - ❑ 1 involved a police canine bite
 - ❑ 2 involved bodily force
- ❑ From 2009 to 2023 there have been 51 accidental police firearm discharges. In 4 of the incidents an officer was injured as a result of the accidental discharge, in 4 other incidents a subject was injured. None of the injuries were life-threatening.

Other Select Findings

- ❑ Considering the subset of 952 incidents that involved hands-on force and/or a weapon, the typical use of force incident in 2023:
 - ❑ Involved 1 uniformed police officer and 1 subject
 - ❑ The officer was a white male, 36 years old, with 9 years of experience
 - ❑ The officer was in uniform and on-duty
 - ❑ The officer used “bodily force only” in the incident
 - ❑ The officer was not injured
 - ❑ The subject was a Black male, 29 years old
 - ❑ The subject resisted arrest and was equally likely to be injured as not injured
 - ❑ The subject was not armed with a weapon
 - ❑ The incident occurred in Police District 3 between 4:01 pm and 11:59 pm
- ❑ When “pointing / display of firearm” incidents were included, the type of force used was most often “pointed firearm only” and most subjects did not resist arrest.

Use of Force Internal Investigations

- ❑ In 2023, 22 use of force incidents were investigated by MPD Internal Affairs.
- ❑ These 22 incidents involved 32 officers and 54 use of force allegations.
- ❑ Of the 54 allegations (an allegation could involve more than the use of one type of force):
 - ❑ 32 involved the use of bodily force
 - ❑ 17 involved the use of a firearm
 - ❑ 5 involved the use of a CEW
 - ❑ 5 involved handcuffing
 - ❑ 1 involved the use of chemical agent

Use of Force Internal Investigations

- ❑ 12 of the 22 investigations resulted in charges being sustained against 17 officers.
- ❑ The 12 investigations resulted in the following outcomes:
 - ❑ In 7 investigation, 8 officers received a district-level reprimand
 - ❑ In 1 investigation, 1 officer received an official reprimand
 - ❑ In 1 investigation, 2 officers each received a 4-day suspension
 - ❑ In 1 investigation, 2 officers each received a 7-day suspension and 2 other officers each received a 10-day suspension
 - ❑ In 1 investigation, 1 officer received a 15-day suspension
 - ❑ In 1 investigation, 1 officer was discharged

Questions and Comments