




Traditional #11
T.D.L. Glass Insert




Traditional #50



Prairie Grille



Montello Grille



12-Lite Grille




Fan Bracket



Half Moon



Scroll



Scroll Corner


Designer Grille
Traditional

2'8" x 7'1"
3'0" x 7'1"


EASY-CHANGE WOOD COMBINATION DOORS
ARE BEAUTIFUL ALONE OR EASILY CUSTOMIZED
WITH A DECORATIVE OR DESIGNER GRILLE.

210-85


WS
Sweep



Oak Ultra-Vu



Mahogany Ultra-Vu



#50 Circle Top



Sidelight Storm

**Easy-Change
Wood
Storm &
Screen
Doors**

**Standard
Sizes**

	Doors						Grilles						Doors						Grilles					
	Design "B" Colonial	Design "B" Classic	Countryside #55	Design "A"	9-Lite	Designer	Ultra-Vu	Oak Ultra-Vu	Mahogany Ultra-Vu	Victorian II	Victorian III	Chippendale	Prairie	Designer	15-Lite	Traditional #11	Traditional #50	Mahogany Traditional #11	Mahogany Traditional #50	Traditional Circle Top	Prairie	Montello	Designer	12-Lite
2-0 x 6-9							X																	
2-0 x 7-1							X																	
2-6 x 6-9	X	X	X	X	X	X	X		X	X	X	X	X	X	X	X				X	X	X	X	
2-6 x 7-1	X	X	X	X	X	X	X	X	X	X	X	X	X	X	X	X				X	X	X	X	
2-6 x 8-1							X																	
2-8 x 6-9	X	X	X	X	X	X	X	X	X	X	X	X	X	X	X	X	X	X	X	X	X	X	X	X
2-8 x 7-1	X	X	X	X	X	X	X	X	X	X	X	X	X	X	X	X			X	X	X	X	X	
2-8 x 8-1							X																	
2-10 x 6-9	X	X	X		X	X	X		X	X	X	X	X	X	X	X			X	X	X	X	X	
2-10 x 7-1	X	X	X		X	X	X		X	X	X	X	X	X	X	X			X	X	X	X	X	
3-0 x 6-9	X	X	X	X	X	X	X	X	X	X	X	X	X	X	X	X	X	X	X	X	X	X	X	X
3-0 x 7-1	X	X	X	X	X	X	X	X	X	X	X	X	X	X	X	X			X	X	X	X	X	
3-0 x 8-1							X																	
3-4 x 6-9							X																	
3-4 x 7-1							X																	
3-6 x 6-9							X																	
3-6 x 7-1							X																	
Layout																								
Stile	4%	4%	4%				4%	4%							4%	4%	4% ¹⁶							
Top Rail	4%	4%	4%				4%	4%							4%	4%	4% ¹⁶							
Middle Rail	4%	4%	4%												4%	4%	4%							
Bottom Rail																								
6-9	9%	9%	9%				9%	9%							9%	9%	9%							
7-1, 8-1	13%	13%	13%				13%	13%							13%	13%	13%							

Maximum Trimming

- Top Rail 3/8", Bottom Rail 2 1/2", Stiles 1/4".
- Stile trimming beyond 1/4" could expose core stock. If initiated, trimming 3/8" is permissible.
- Custom sizes are available in various door and grille designs.
- Circle top doors are 3/8" oversize.

Note:

Victorian II, Victorian III, Designer Montello and Design A grilles are not available in red oak or mahogany.

	WARNING	SCREEN AREA OF DOOR WILL NOT PREVENT CHILD FROM FALLING OUT. KEEP CHILD AWAY FROM SCREEN AREA.
---	----------------	--

CDC

The Combination Door Company

1000 MORRIS STREET • P.O. BOX 1076 • FOND DU LAC, WI 54936-1076

920-922-2050 • 920-922-2917 (FAX)

www.combinationdoor.com • Email: doors@combinationdoor.com