



NCCD | Children's  
Research Center

# Charter School Review Committee Academic Progress Report 2017–18

For Steering and Rules Committee

# City of Milwaukee Charter Schools 2017–18

School	Aldermanic District
Central City Cyberschool of Milwaukee	7
Darrell Lynn Hines College Preparatory Academy of Excellence (DLH Academy)	9
Downtown Montessori Academy (DMA)	14
Escuela Verde	12
Milwaukee Academy of Science (MAS)	4
Milwaukee Collegiate Academy (MCA)	1
Milwaukee Math and Science Academy (MMSA)	6
Rocketship Southside Community Prep	8

# Charter School Review Committee

- **Kevin Ingram:** Education at the Wisconsin Department of Public Instruction (DPI)
- **Glenn Steinbrecher:** Comptroller's office representative
- **Dr. Desiree Pointer Mace, PhD:** Professor of education, Alverno College
- **Joyce Mallory:** Former Milwaukee Public Schools board member and organizational development consultant
- **Ruben A. Burgos, MS (criminal justice):** Senior lecturer, University of Wisconsin–Milwaukee (UWM)
- **Dr. Monique Liston, PhD:** Urban education, UWM
- **Naryan Leazer:** Financial advisor, adjunct professor



# Diverse School Profiles



- **Enrollment:** 107–981 students
- **Special Education:** 5.6% – 22.4%
- **Race/Ethnicity:** Five schools are predominantly African American, two are predominantly Hispanic, and one has a diverse racial makeup.
- **Poverty Rate (Free/Reduced Lunch):** 12.2% – 100.0%

# Parent Satisfaction

School's Overall Contribution to Their Child's Learning:  
Excellent or Good

School	Response Rate	Result
Cyberschool	62.2%	91.4%
DLH Academy	53.2%	80.0%
DMA	71.8%	99.3%
Escuela Verde	49.1%	94.6%
MAS	38.6%	85.9%
MCA	47.1%	92.9%
MMSA	43.8%	84.1%
Rocketship	54.9%	86.3%

# Student Satisfaction

Agreed or Strongly Agreed

School	Improved in Reading/ELA	Improved in Math
Cyberschool (n=93)	92.5%	65.6%
DLH Academy (n=59)	61.0%	57.6%
DMA (n=15)	100.0%	100.0%
Escuela Verde (n=48)	70.9%	62.5%
MAS (n=120)	94.2%	74.2%
MCA (n=103)	89.3%	78.7%
MMSA (n=26)	69.2%	53.8%
Rocketship (n=47)	55.4%	74.5%

# Staff Satisfaction

School's Overall Progress in Contributing to Students' Academic Progress: Excellent or Good

School	Result
Cyberschool (n=24)	75.0%
DLH Academy (n=11)	45.5%
DMA (n=5)	93.3%
Escuela Verde (n=12)	83.3%
MAS (n=28)	75.0%
MCA (n=12)	91.7%
MMSA (n=19)	42.1%
Rocketship (n=15)	40.0%

# Board Member Satisfaction

Rated the School as Excellent or Good

School	Result
Cyberschool (n=3)	100.0%
DLH Academy (n=6)	83.3%
DMA (n=6)	100.0%
Escuela Verde (n=11)	100.0%
MAS (n=17)	88.2%
MCA (n=11)	81.8%
MMSA (n=5)	80.0%
Rocketship (n=6)	100.0%



# CSRC Pilot Scorecard: Full Implementation, Year Two

- Multiple measures of achievement
- Student academic progress/state tests
- Local measures
- Engagement indicators



# CSRC Pilot Scorecard

School	2017–18 Results
<b>Elementary Schools</b>	
Cyberschool	65.9%
DLH Academy	62.4%
DMA	84.2%
MMSA	55.2%
Rocketship	65.3%
<b>Other Schools</b>	
Escuela Verde (9th – 12th grades)	67.4%
MAS (K4 through 12th grade)	66.4%
MCA	73.7%

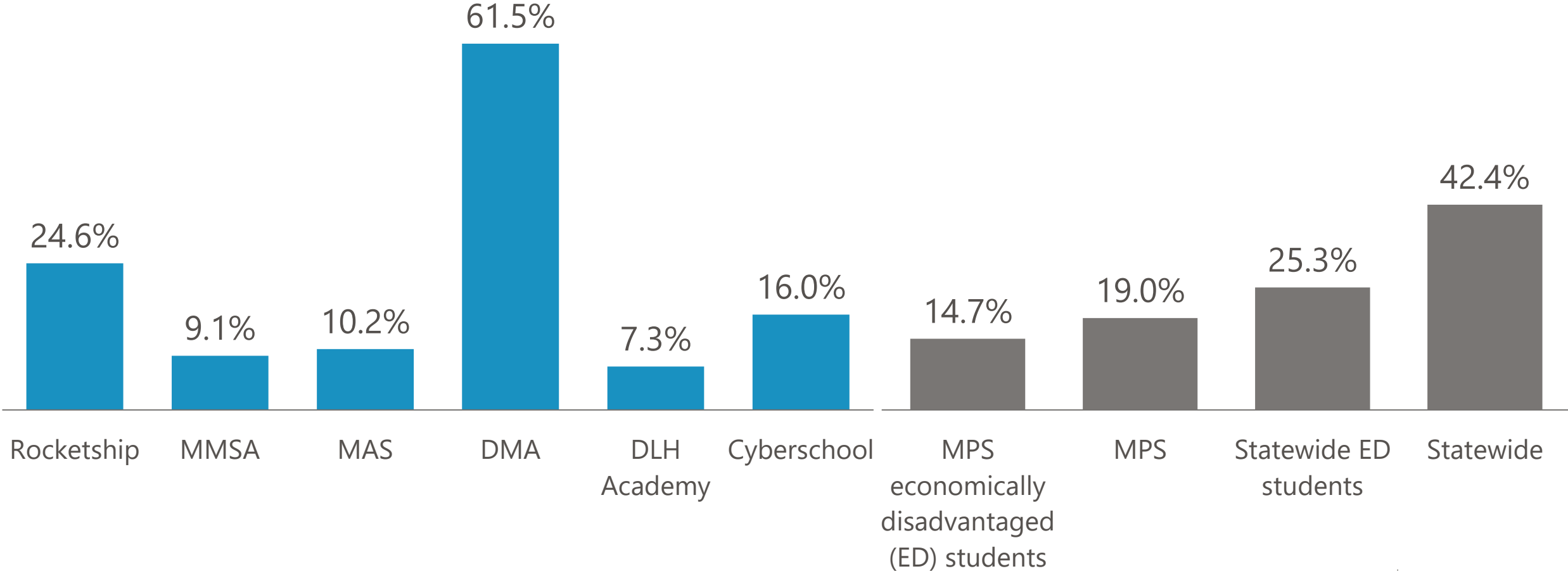
# Elementary School Engagement Data

School	Attendance	Student Return	Student Retention	Teacher Return	Teacher Retention
Cyberschool (K4 through 8th grade)	93.1%	91.0%	94.0%	89.7%	100.0%
DLH Academy (K4 through 8th grade)	90.8%	83.5%	89.5%	100.0%	81.2%
DMA (K3 through 8th grade)	95.5%	90.5%	99.3%	100.0%	100.0%
MMSA (K4 through 8th grade)	90.2%	65.6%	85.8%	78.3%	93.3%
Rocketship (K4 through 5th grade)	93.6%	84.5%	93.0%	82.6%	86.7%

# Other Schools' Engagement Data

School	Attendance	Student Return	Student Retention	Teacher Return	Teacher Retention
Escuela Verde (9th – 12th grades)	92.3%	90.6%	83.8%	100.0%	87.5%
MAS (K4 through 8th grade)	91.8%	85.2%	91.3%	84.5%	100.0%
MAS (9th – 12th grade)	90.5%	80.5%	86.1%	84.5%	100.0%
MCA (9th – 12th grade)	89.8%	85.1%	85.0%	71.4%	90.9%

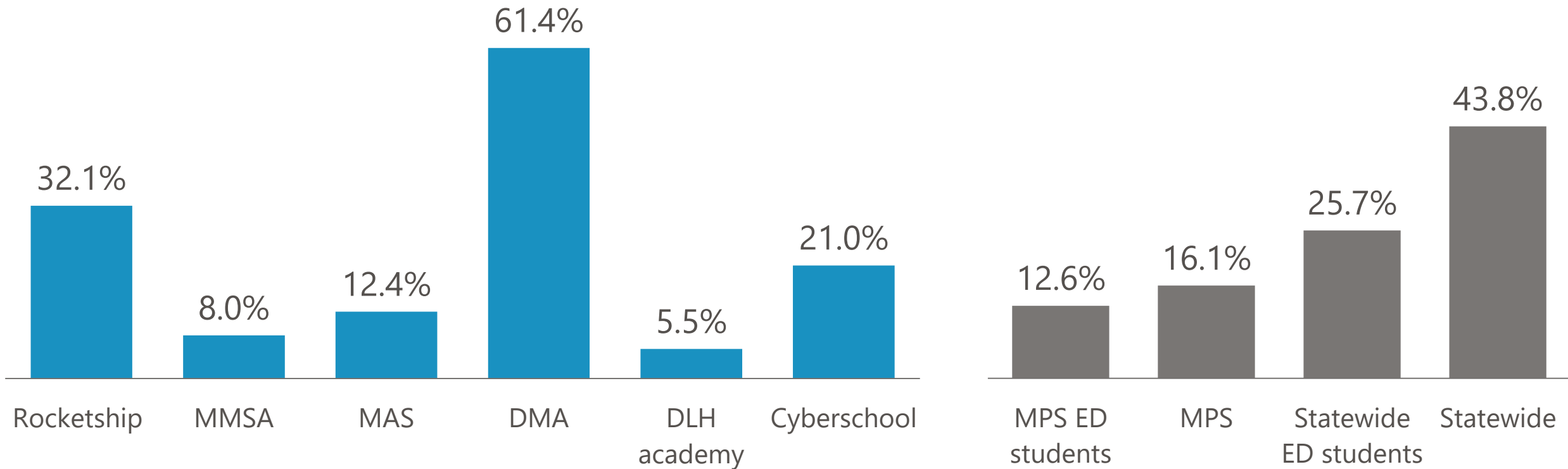
# Forward Exam English/Language Arts 2017–18: Proficient or Advanced (3rd – 8th Grades)



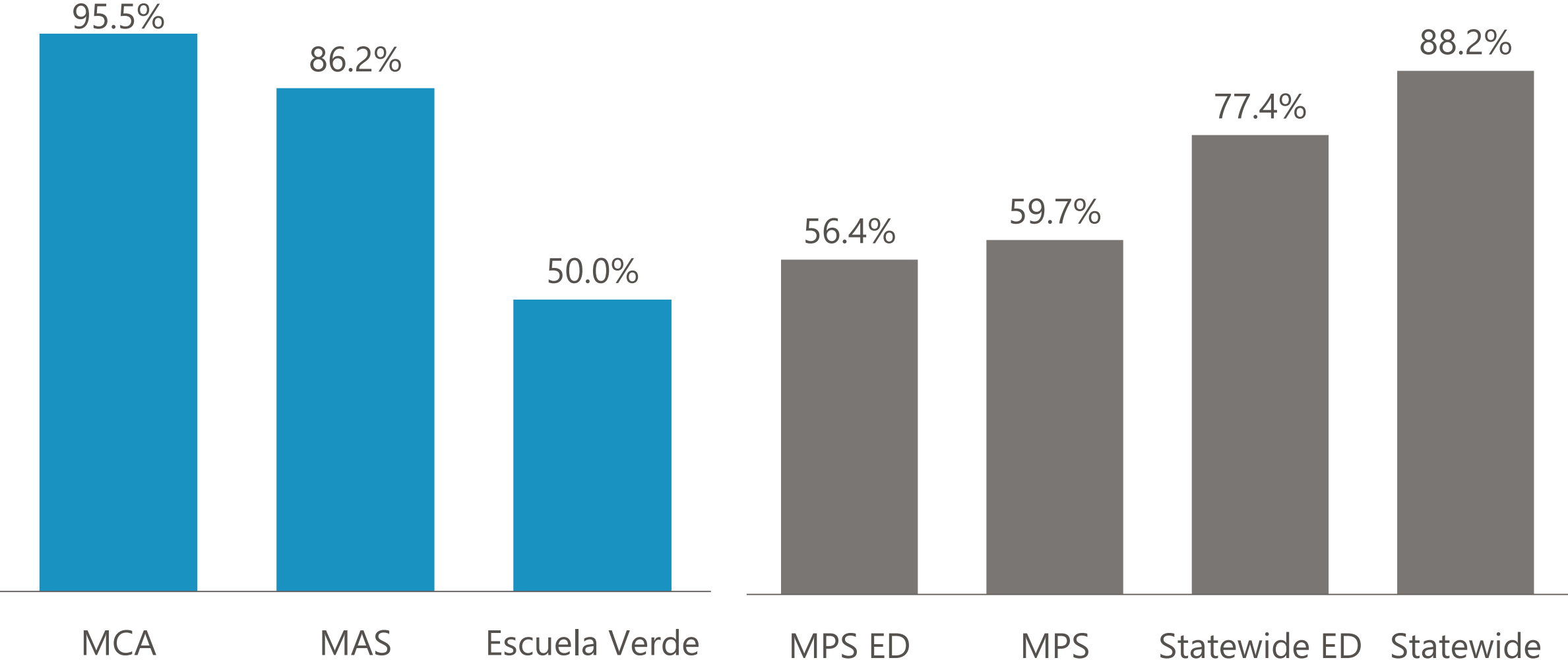
Source: DPI WISEdash



# Forward Exam Math 2017–18: Proficient or Advanced (3rd – 8th Grades)

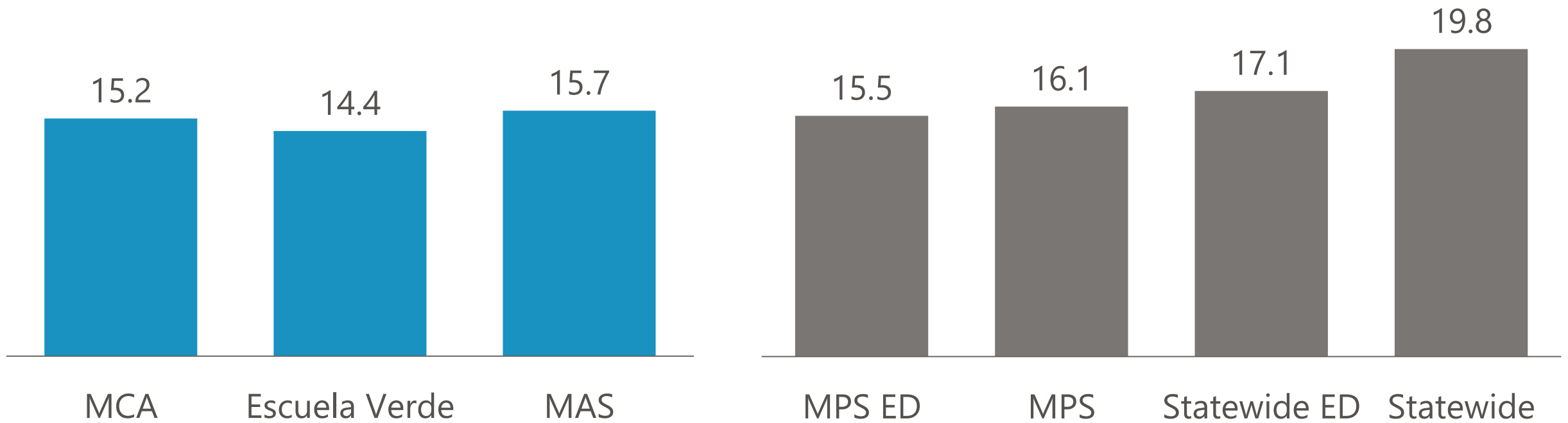


# Four-Year Graduation Rates 2016–17



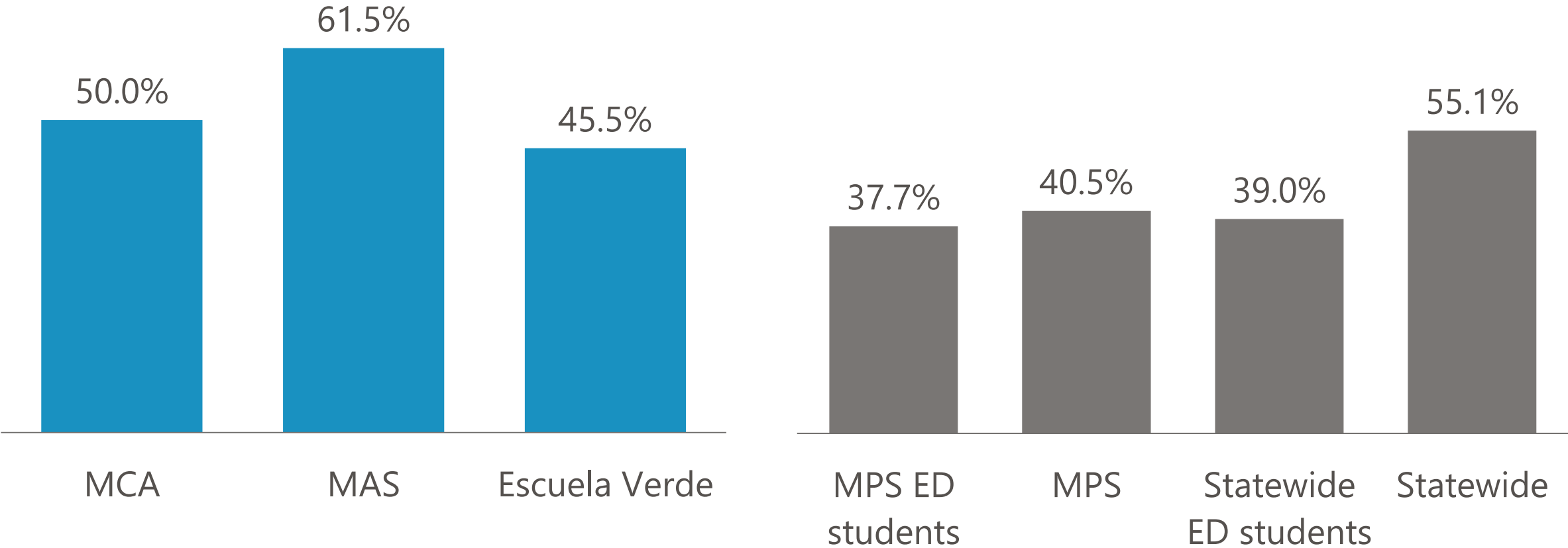
Source: DPI WISEdash

# Average Composite ACT Scores 2017–18 (11th Grade)



Source: DPI WISEdash

# Postsecondary Enrollment 2016–17 Graduates\*



\*Includes first fall, second fall, and later enrollments  
Source: DPI WISEdash



The CSRC's Recommendations  
for Charter Renewal



# Summary of Recommendations

- Accept the 2017–18 city charter school reports.
- CSRC recommendations



# Recommended to Continue Regular Annual Monitoring



- Cyberschool
- DMA
- MCA

# Other Recommendations



## **Continue annual monitoring with special conditions:**

- DLH Academy
- Escuela Verde
- MAS



## **Continued probation:**

Milwaukee Math and Science Academy



