

Garage Materials


Siding: Smooth Fiber Cement Lap Siding; Brand: James Hardie or LP SmartSide, Spaced to a 3inch Lap to Match the House Dimensions - - Trim is Solid Pine 1x4 Boards Painted White



Garage Door: Ideal Door 16' x 8' White Non-Insulated Garage Door



Shingles: Color: Driftwood; Either Owens Corning® Oakridge® Limited Lifetime Warranty Architectural Shingles or Atlas Briarwood Pro™ High Definition Limited Lifetime Warranty Architectural Shingles



Gable Vent: 12-inch x 12-inch



Fencing

Material: 1 x 6 x 6' Cedar Dog Ear Fence Picket


Appearance:



Roofing and Gutters

For Garage and House

Shingles: Color: Driftwood; Same Color Manufactured by Both Owens Corning® Oakridge® Limited Lifetime Warranty Architectural Shingles and Atlas Briarwood Pro™ High Definition Limited Lifetime Warranty Architectural Shingles







Gutter: Seamless Aluminum or Galvanized Half-Round; Color: White








Front Porch Profiles





Upper Front Porch

<p>Handrail Solid Pine</p> 	<p>Finial Solid Pine</p> 	<p>2x2 Baluster Solid Pine</p> 	<p>4x4 Post Solid Spruce, Pine or Fir</p> 
---	---	---	--

Frieze





<p>Crown Solid Pine</p> 	<p>Corbels Solid Hemlock</p> 	<p>Egg and Dart Polyurethane Millwork</p> 
<p>Bead Solid Pine</p> 	<p>Box Beam 1-inch Solid Pine or Exterior Grade Premium Smooth Plywood</p> 	

Columns






<p>Crown Solid Pine</p> 	<p>Panel Solid Pine</p> 	<p>Upper Base Solid Pine</p> 
<p>Lower Base Solid Pine</p> 	<p>Box and Bead Same Material as Frieze</p>	

Back Porch Profiles



Upper Back Porch

<p>Handrail Solid Pine</p> 	<p>Finial Solid Pine</p> 	<p>2x2 Baluster Solid Pine</p> 	<p>4x4 Post Solid Spruce, Pine or Fir</p> 
---	---	---	--

Frieze

<p>Crown Solid Pine</p> 	<p>Quarter Round Solid Pine</p> 	<p>Top Apron Solid Pine</p> 
<p>Bead Solid Pine</p> 	<p>Box Beam 1-inch Solid Pine or Exterior Grade Premium Smooth Plywood</p> 	

Lower Porch Columns

<p>Capital Top Solid Pine 1x2</p> 	<p>Railing System, Top Apron, Box Upper Column, Box Lower Column, Bead, Half-Round and Corner Guards Same Material As Upper Porch or Frieze As Specified in Drawing</p>	<p>Lattice with 1x4 Pine Frame Cedar</p> 
--	---	---