



Department of Administration
Budget and Management Division

June 11, 2003

John O. Norquist
Mayor

Michael J. Soika
Director

Joseph J. Czarnecki
Budget and Management Director

Ref: 03042

Alderman Fredrick G. Gordon, Chair
Finance and Personnel Committee
City Hall, Room 205

Subject: Police Department Overtime and Salaries

Dear Alderman Gordon:

Per previous requests by the Finance and Personnel Committee, this letter contains an update of Milwaukee Police Department's overtime, Violent Crime Task Force, and overall salaries through pay period 11 (June 5, 2003). Attached is a spreadsheet with additional detail.

Overtime

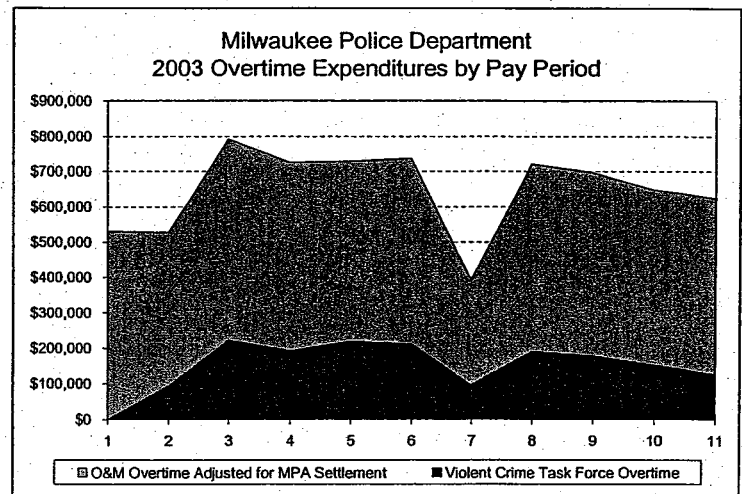
As of pay period 11, the Police Department overtime has totaled \$7.1 million, or approximately \$647,000 per pay period [adjusted for the Milwaukee Police Association (MPA) settlement].

Using the per pay period average of \$647,000, the department could spend over \$16.8 million on overtime for 2003, or \$7.0 million over its MPA settlement adjusted \$9.8 million budget. It should be noted that overtime experience has decreased slightly since pay period 8. If this trend continues, it would impact the overtime projection.

Violent Crime Task Force

Since its implementation in pay period 2 of 2003, the Violent Crime Task Force has expended almost \$1.7 million in overtime and accumulated over \$560,000 in compensatory time, for a total liability of more than \$2.2 million. If the department continues implementation of the task force at its current pay period average, the Violent Crime Task Force could spend \$4.2 million in overtime and accumulate \$1.3 million in compensatory time in 2003. As with total overtime, there has been a measurable decrease in task force overtime and compensatory time earned since pay period 8.

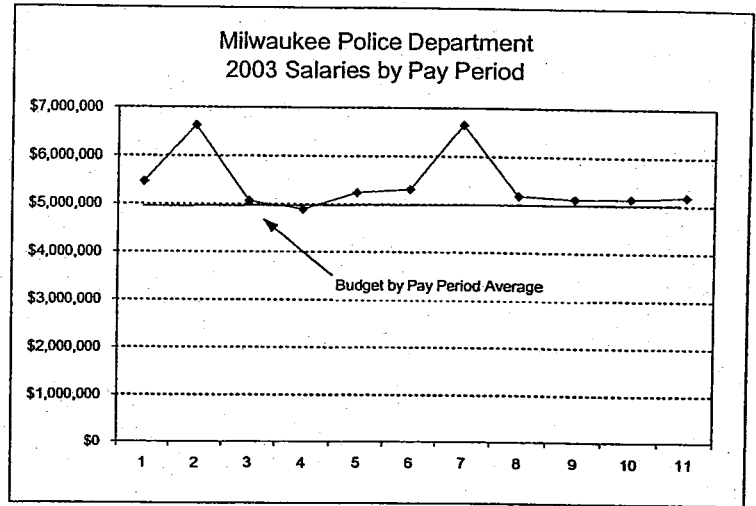
Figure 1



Salaries

The MPA settlement adjusted salary budget for the Milwaukee Police Department is over \$128.7 million for 2003. This amounts to a per pay period average of more than \$4.9 million. The department's actual average is over \$5.2 million or approximately \$250,000 more than budgeted. **Taking the current amount of salaries paid out and utilizing the adjusted average per pay period, the Police Department is on track to spend almost \$138 million in salaries for 2003 or approximately \$9.1 million more than budgeted.**

Figure 2




These projections are only based on data available through pay period 11. Even with the current hiring freeze, the possible postponement of recruit classes, and the recent slight decrease in overtime, there is little doubt the MPD salary budget will be overspent before the end of 2003. The city must immediately plan on how to pay for any projected shortfall, as there are insufficient funds available in the Common Council Contingency Fund, or any other fund, to cover a liability of this size.

Recent actions by the state's Joint Finance Committee, with regards to the shared revenue formulas, tax levy freeze, poverty cap, and a large portion of Milwaukee's public safety (i.e. Police and Fire) costs not recognized or protected makes it ever more important that we address these current fiscal problems immediately.

We will continue to provide the Committee with periodic overtime and salary updates. In the meantime, if you have further questions on this matter, please feel free to contact David Schroeder of my staff at extension 8524.

Sincerely,



Joseph J. Czarnecki
Budget and Management Director



David Schroeder
Budget and Management Special Assistant

Attachment

DS:dmr

cc. Finance and Personnel Committee
Fire & Police Commission
Mayor's Office
Police Chief Arthur Jones
City Attorney Grant Langley

MPD Overtime, Salaries, and Compensatory Time at PP 11, 2003

ALL O&M Overtime
Adjusted for MPA
Settlement

Violent Crime Task Force
Overtime (included in O&M
of column)

PP	Check Date	Total	Total
1	2003-01-16	\$530,986.89	
2	2003-01-30	\$527,373.03	\$94,197.05
3	2003-02-13	\$791,366.69	\$222,928.56
4	2003-02-27	\$725,067.41	\$192,744.74
5	2003-03-13	\$728,259.36	\$219,840.30
6	2003-03-27	\$737,361.20	\$211,574.99
7	2003-04-10	\$392,469.63	\$96,818.86
8	2003-04-24	\$720,297.74	\$190,912.43
9	2003-05-08	\$696,324.14	\$177,933.28
10	2003-05-22	\$647,634.70	\$153,206.45
11	2003-06-05	\$624,428.73	\$125,889.79
Grand Total		\$7,121,569.52	\$1,686,046.45
2003 Budget (Adjusted for MPA settlement)		\$9,840,171.43	
Budget PP Average		\$378,468.13	
Actual PP Average		\$647,415.41	\$168,604.65
PP Average Difference		\$268,947.28	
2003 Projection		\$16,832,800.68	\$4,215,116.13
Projection vs. Budget		\$6,992,629.25	

2001 & 2002 retro
payments backed out of
pay period 7

All MPD Salaries

PP	Check Date	Total	Total
1	2003-01-16	\$5,461,524.72	\$5,461,524.72
2	2003-01-30	\$6,628,515.74	\$6,628,515.74
3	2003-02-13	\$5,065,861.74	\$5,065,861.74
4	2003-02-27	\$4,893,040.86	\$4,893,040.86
5	2003-03-13	\$5,239,958.48	\$5,239,958.48
6	2003-03-27	\$5,308,702.05	\$5,308,702.05
7	2003-04-10	\$14,973,580.11	\$6,652,438.76
8	2003-04-24	\$5,188,731.78	\$5,188,731.78
9	2003-05-08	\$5,125,972.89	\$5,125,972.89
10	2003-05-22	\$5,140,666.96	\$5,140,666.96
11	2003-06-05	\$5,184,679.65	\$5,184,679.65
Grand Total		\$68,211,234.98	\$59,890,093.63
2003 Budget (Adjusted for MPA Settlement)			\$128,729,816.00
Budget PP Average			\$4,951,146.77
PP 5-6, 8-11 Average			\$5,198,118.64
PP Average Difference			\$246,971.87
2003 Projection			\$137,861,873.16
Projection vs. Budget			\$9,132,057.16