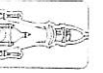


7018 2290 0000 6497 5910



City

U.S. Postal Service™  
CERTIFIED MAIL® RECEIPT  
Domestic Mail Only

For delivery information, visit our website at [www.usps.com](http://www.usps.com)®.

OFFICIAL USE

Certified Mail Fee

- Extra Services & Fees (check box, add fee as appropriate)
- Return Receipt (hardcopy) \$ \_\_\_\_\_
- Return Receipt (electronic) \$ \_\_\_\_\_
- Certified Mail Restricted Delivery \$ \_\_\_\_\_
- Adult Signature Required \$ \_\_\_\_\_
- Adult Signature Restricted Delivery \$ \_\_\_\_\_

Postmark  
Here

Total Postage and Fees


Sent to

Street and Apt. No., or PO Box No.

City, State, ZIP+4®

PS Form 3800, April 2015 PSN 7530-02-000-9047


See Reverse for Instructions



7018 2290 0000 6497 5910

Debra Zins  
Within Mission - Rowland/Stein  
322 E Michigan St # 400  
Milwaukee WI 53202

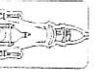
CERTIFIED MAIL



7018 2290 0000 6497 5934

Madison Building  
322 E. Michigan St  
Milwaukee WI 53202

7018 2290 0000 6497 5934



City

U.S. Postal Service™  
CERTIFIED MAIL® RECEIPT  
Domestic Mail Only

For delivery information, visit our website at [www.usps.com](http://www.usps.com)®.

OFFICIAL USE

Certified Mail Fee

- Extra Services & Fees (check box, add fee as appropriate)
- Return Receipt (hardcopy) \$ \_\_\_\_\_
- Return Receipt (electronic) \$ \_\_\_\_\_
- Certified Mail Restricted Delivery \$ \_\_\_\_\_
- Adult Signature Required \$ \_\_\_\_\_
- Adult Signature Restricted Delivery \$ \_\_\_\_\_

Postmark  
Here

Total Postage and Fees

Sent to

Street and Apt. No., or PO Box No.

City, State, ZIP+4®

PS Form 3800, April 2015 PSN 7530-02-000-9047

See Reverse for Instructions

U.S. Postal Service™  
CERTIFIED MAIL® RECEIPT  
Domestic Mail Only

For delivery information, visit our website at [www.usps.com](http://www.usps.com)®.

OFFICIAL USE

Certified Mail Fee

- Extra Services & Fees (check box, add fee as appropriate)
- Return Receipt (hardcopy) \$ \_\_\_\_\_
- Return Receipt (electronic) \$ \_\_\_\_\_
- Certified Mail Restricted Delivery \$ \_\_\_\_\_
- Adult Signature Required \$ \_\_\_\_\_
- Adult Signature Restricted Delivery \$ \_\_\_\_\_

Postmark  
Here

Total Postage and Fees

Sent to

Street and Apt. No., or PO Box No.

City, State, ZIP+4®

PS Form 3800, April 2015 PSN 7530-02-000-9047

See Reverse for Instructions

Heberich - 190400

W13