



DEER DISTRICT LLC

1543 N. 2nd Street | 6th Floor | Milwaukee, WI 53212 | 414.227.0500



DEER DISTRICT ARENA DEVELOPMENT

City of Milwaukee Inclusion through December 31, 2016

Cover Photo: Laborers moving materials on the Block 7 Parking Structure site.
Background Photo: Rendering of New Milwaukee Arena lobby.

Table of Contents

3 - 5	Executive Summary
6	Milwaukee Bucks History
7 - 8	Outreach
9 - 10	Project Partners
11	City of MKE Inclusion Requirements
12 - 15	Professional Services
16 - 21	Construction Services
22 - 39	RPP Inclusion

Executive Summary

Deer District LLC, along with Developer's Representative, ICON Venue Group ("ICON"), and Inclusion Monitors, Cross Management Services, Inc. ("CMSI") and Prism Technical Management & Marketing Services, LLC ("Prism Technical" or "Prism"), are dedicated to ensuring the projects are successful and meet or exceed the goals described herein.

Through December 31, 2016, the Projects expect to award contracts valued at \$4,863,476 or 19.4% of professional services cost subject to inclusion and \$70,165,947 or 28.1% of the construction cost subject to inclusion and Milwaukee RPP Workers have performed 40.9% of the construction hours.

This report provides information on the inclusion achieved for professional services, construction and Residents Preference Program workers on the New Milwaukee Arena, Block 7 Parking Structure, and Public & Entertainment Plaza ("the Projects") through December 31, 2016.

The Inclusion Requirements were established in the Human Resources ("HR") Agreement with the City of Milwaukee, which requires 18% Small Business Enterprise¹ ("SBE") professional services inclusion, 25% SBE construction inclusion, 40% City of Milwaukee Residents Preference Program ("RPP") inclusion, and payment of City of Milwaukee prescribed living wages.²

Ironworkers preparing rebar for concrete pour on the New Milwaukee Arena



¹ SBE includes Small Business Enterprises ("SBE") certified by the City of Milwaukee, Disadvantaged Business Enterprises ("DBE") certified by a member of the Wisconsin Unified Certification Program, a Small Disadvantaged Business ("SDB") as designated by the Small Business Administration, and an 8(a) certified by the Small Business Administration.

² The Block 7 Parking Structure is also subject to payment of prevailing wages by virtue of its location in the Park East and the development agreement with Milwaukee County regarding this site.

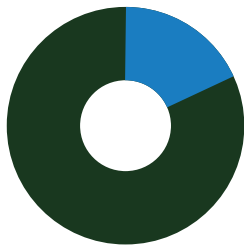
Executive Summary

Table 1 : Professional Services Inclusion through December 31, 2016

PROJECT	INCLUSION	COST SUBJECT TO INCLUSION	%	INCLUSION PAID TO DATE	TOTAL PAYMENTS	%
New Milwaukee Arena	\$4,034,212	\$22,153,843	18.2%	\$2,103,418	\$15,817,254	13.3%
Block 7 Parking Structure	\$603,345	\$1,948,483	31.0%	\$501,605	\$1,492,135	33.6%
Public & Entertainment Plaza	\$225,910	\$976,640	23.1%	\$68,341	\$289,672	23.6%
Total	\$4,863,467	\$25,078,966	19.4%	\$2,673,364	\$17,599,061	15.2%

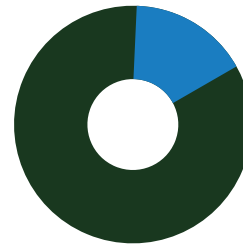
While payments will vary based on project stage, at least 18% of professional service spending will go to SBEs by the time the Projects are completed.

Inclusion Achieved



- **19.4% Inclusion Firm Contracts**
\$4,863,467
- **80.6% Non-Inclusion Firm Contracts**
\$20,215,499
- **Total**
\$25,078,966

Total Payments



- **15.2% Inclusion Firm Payments**
\$2,673,364
- **84.8% Non-Inclusion Firm Payment**
\$14,925,697
- **Total Payments**
\$17,599,061

Workers setting forms for concrete pour.



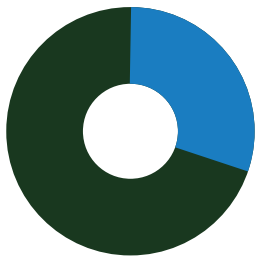
Executive Summary

Table 2 - Construction Inclusion through December 31, 2016

PROJECT	INCLUSION	COST SUBJECT TO INCLUSION	%	INCLUSION PAID TO DATE	TOTAL PAYMENTS	%
Arena Project	\$61,296,912	\$220,957,086	27.7%	\$2,827,916	\$15,967,101	17.7%
Block 7 Parking Structure	\$8,458,204	\$26,993,978	31.3%	\$946,385	\$3,606,738	26.2%
Public & Entertainment Plaza	\$410,831	\$1,643,317	25.0%	\$10,774	\$464,472	2.3%
Total	\$70,165,947	\$249,594,381	28.1%	\$3,785,075	\$20,038,311	18.9%

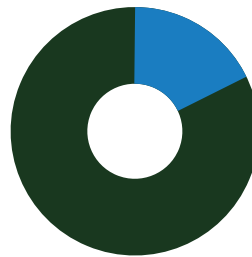
It is projected that SBE inclusion will exceed the 25% SBE goal by completion of the Projects.

Inclusion Achieved



- **28.1% Inclusion Firm Contracts**
\$70,165,947
- **71.9% Non-Inclusion Firm Contracts**
\$179,428,434
- **Total Cost Subject to Inclusion**
\$249,594,381

Total Payments

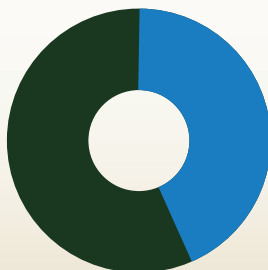


- **18.9% Inclusion Firm Payments**
\$3,785,075
- **81.1% Non-Inclusion Firm Payment**
\$16,253,236
- **Total Payments**
\$20,038,311

Table 3 - Construction Workforce Inclusion through December 31, 2016

PROJECT	TOTAL HOURS	TOTAL RPP HOURS	RPP REQUIREMENT	RPP % TO DATE
New Milwaukee Arena	79,658.0	32,504.8	40.0%	40.8%
Block 7 Parking Structure	29,588.6	12,153.7	40.0%	41.1%
Public & Entertainment Plaza	3,464.8	1,436.5	40.0%	41.5%
Total	112,711.4	46,095.0	40.0%	40.9%

Total Residents Preference Program (RPP) Inclusion



- **40.9% RPP Participation**
46,095.0 Total RPP Hours
- **59.1% Non-RPP Participation**
66,616.4 Total Non-RPP Hours
- **112,711.4 Total Workforce Hours**



Milwaukee Bucks History

THE BEGINNING

The National Basketball Association originally awarded a franchise to a group of investors based in Milwaukee - headed by Wesley D. Pavalon and Marvin L. Fishman - called Milwaukee Professional Sports and Services, Inc., on Jan. 22, 1968. Pavalon and Fishman were named president and executive vice president, respectively, as the franchise was incorporated on Feb. 5, 1968.

An application from Milwaukee Pro was registered with the Wisconsin Department of Securities for the sale of 300,000 shares of common stock to Wisconsin residents at \$5 per share. Because the issue caught public fancy, an additional 125,000 shares were offered when the stock opened on the over-the-counter market on April 24, 1968.

On the basketball side of the operation, the team went through both the college and expansion draft under the watchful eye of the team's first head coach, Larry Costello.

A Janesville, WI, businessman, Jim Fitzgerald served as a member of the Board of Directors of Milwaukee Professional Sports and Services, Inc., beginning in 1973. He assumed his position as chairman of the board and president of the Bucks in November of 1976 and held that position until the sale of the franchise to Herb Kohl in the spring of 1985. Kohl's purchase ensured that the team would remain in Milwaukee, and he would go on to lead the team as president for 29 seasons.

THE FUTURE

April 16, 2014 marked the beginning of a new era for the NBA franchise as ownership was transferred from Senator Kohl to a new ownership group headed by entrepreneurs Marc Lasry and Wes Edens. Shortly thereafter, Jamie Dinan joined as a majority owner, and an impressive assemblage of Milwaukee community leaders also took an ownership stake to infuse the team and city with a new vitality driven by the promise of a next-generation team that remains true to the spirit of the "Brew City."

The 2014-15 season ushered in exciting additions including new head coach Jason Kidd, who came with a rich NBA pedigree and a reputation as one of the best point guards in league history. Under Kidd's leadership is a strong roster of future stars including two of the most dynamic, young players in the NBA. 2014 No. 2 draft pick Jabari Parker joins Giannis Antetokounmpo to create one of the most exciting teams in the NBA and the start of a new kind of Milwaukee Bucks basketball.

In addition to an exciting roster of talented players and a Hall of Fame coach, the future off the court is also bright. The organization is in the process of developing a new sports and entertainment complex to serve as the home for the next era of Bucks basketball. The state-of-the-art facility will become an important part of the revitalization of downtown Milwaukee and become integral to the community's economic future.

1968-69 Milwaukee Bucks - BACK ROW: Trainer Arnie Garber, Guy Rodgers, Sam Williams, Greg Smith, Jon McGlocklin, Flynn Robinson, Head Coach Larry Costello. FRONT ROW: Rich Niemann, Dick Cunningham, Wayne Embry, Zaid Abdul-Aziz, Lenny Chappell.



Outreach: Community Engagement

BUCKS CARE

The Milwaukee Bucks are making community engagement a defining element of the path back to greatness.

The Bucks ownership group has made philanthropy and charitable work a significant part of their lives, and know that the Bucks will only be as strong as the community they serve. As the Bucks become a driving force behind the transformation and revitalization of Milwaukee, partnering with the community will be front and center.

All those involved in the organization understand that the Milwaukee Bucks are one of the most visible presences throughout greater Milwaukee and Wisconsin. Thanks to that visibility, the players, staff and owners are all united in continuing the traditions of charity and outreach that have defined the organization and will grow into the future. In the last year alone, Bucks players, coaches, legends and front office staff spent over 500 hours giving back to their neighbors, while the organization made donations to over 2,000 charitable events in over 350 communities throughout the region.

For more information about the Bucks' involvement in the community, please visit bucks.com/community.

Photos from top to bottom: The Bucks spread holiday cheer throughout Children's Hospital; The Bucks help refurbish the Sherman Park Courts; Volunteers at the United Community Center beautifying the gym and donating basketballs.



Outreach: Contracting & Workforce


JOURNEY HOUSE TOWN HALL MEETING

The Milwaukee Bucks partnered with the City of Milwaukee and SkillSmart to provide job seekers family-supporting employment opportunities based on skills, not degrees.

The Milwaukee Bucks are standing by their commitment to place local talent in many of the jobs arising from the construction and operation of their new arena and associated projects. On December 15, 2016, the Milwaukee Bucks in partnership with the City of Milwaukee and SkillSmart held a town hall meeting at Journey House on the city's Near South Side; additional meetings are expected in other parts of the city. These meetings are geared towards not only providing a local workforce for the building of the Milwaukee Bucks' new arena, but also to provide a qualified workforce to operate the arena and its surrounding venues once the building of the project is complete.

Over 100 City of Milwaukee and Milwaukee County residents attended the event to become familiar with how to use the SkillSmart platform that will assess worker skills and match them with training and workforce opportunities.

It is hoped that the partnership with SkillSmart will create a pipeline of qualified workers and help prospective employees gain skills they will need for future employment.



Photos from town hall meeting at Journey House.

Rendering of the Public & Entertainment Plaza



PROJECT MANAGEMENT TEAM



ICON Venue Group is the leading Owner's Representative and project management firm in the sports, entertainment, and public assembly industry with a portfolio of many of the most successful venues in the world. ICON provides a comprehensive spectrum of facility development services required to guide a new facility project from its initial conception through planning, design, construction and opening to ensure years of successful operation for both public and private sector clients in the USA, Canada, Europe and Asia. ICON has managed the development of home venues for NFL, NBA, NHL, MLB MLS, MLL, AFL, CHL, NBDL, DEL and BBL franchises totaling over \$6 billion.



Cross Management Services, Inc. (CMSI), a project management consulting firm, provides business management, public relations, research, and planning services. With a passion for excellence, ethical conduct, and knowledge, CMSI achieves high-quality results and consistently meets its commitments to its clients. CMSI specializes in coordinating and monitoring supplier and workforce diversity goals for developers, contractors, corporations, and governmental entities on construction projects.



Prism Technical is a multifaceted consulting firm that specializes in project and construction management, public relations and outreach, business training and corporate workforce diversity and inclusion. Based in Milwaukee, Prism started in 1995 working to ensure the diversity of workers and legitimate contracting practices on major construction projects funded by tax payers. This has allowed Prism to advise many forward thinking companies and governmental entities on matters of process, management, knowledge transfer and strategy. Prism has had unprecedented success on Wisconsin's most prestigious and challenging projects and has accumulated an unparalleled catalog of experiences working with small, women and minority owned businesses and underemployed workers. The firm opened a second office in St. Louis, MO in 2016.

ARCHITECTS & CONSTRUCTION MANAGERS



American Design Inc. is a twenty-year old firm whose experienced management team provides a full range of architectural services to satisfy its clients. American Design Inc. has the architectural background necessary to work with clients through each phase of the design process. Their design experiences includes residential, educational, commercial office, retail and public buildings.



eppstein uhen : architects

Eppstein Uhen Architects, Inc. (EUA) is an architecture firm located in Milwaukee (headquarters), Madison and Des Moines. More than 150 EUA team members demonstrate unparalleled commitment to the markets, communities and clients it serves. EUA works closely with clients and partners to create environments that exceed expectations while elevating people's potential. EUA, an 108 year-old firm specializes in workplace, healthcare, learning, living and entertainment environments.

Project Partners

Findorff

J.H. Findorff & Son, Inc. is one of the Midwest's leading builders with offices in Madison and Milwaukee. For over 125 years, Findorff has continued to position itself as a dependable and reputable Company dedicated to excellence. Talented staff, a passion for innovation, and a focus on technology has helped secure our status as a leader in the construction industry. With over 700 employees currently, Findorff proudly acknowledges receipt of over 100 awards and recognition, for both commitment to quality construction and civic initiatives.

Gensler

M. Arthur Gensler & Associates, Inc. is a global design firm that partners with clients to create more livable cities, smarter workplaces and more engaging leisure destinations. Their 5,000+ professionals networked across 47 locations believe quality design can transform organizations and improve people's lives. Since 1965, Gensler has helped clients achieve measurable business and organizational goals, delivering projects as large as a city and as small as a task light for an individual desk.

GRAEF

Established in 1961, GRAEF-USA Inc. has grown to become a leading U.S. consulting firm, as ranked by Engineering News Record Magazine. Their technical personnel, located in multiple offices in Wisconsin, Illinois, and Florida, represent a comprehensive resource with diverse technical expertise able to address all phases of analysis, design, and construction. From public infrastructure to environmental issues, industry to communications, governmental facilities to healthcare, education and retail, from and for numerous other project categories, GRAEF has positioned itself to serve their clients in unique and innovative ways.

HNTB

HNTB Corporation is an employee-owned infrastructure solutions firm. With more than a century of service, HNTB understands the life cycle of infrastructure and addresses clients' most complex technical, financial and operational challenges. Professionals nationwide deliver a full range of infrastructure-related services, including award-winning planning, design, program management and construction management.



Hunzinger Construction Company is a fourth generation, family-owned company that has continuously served the construction industry in Southeast Wisconsin since 1907. Hunzinger consists of construction managers, general contractors and design/builders who have built and managed some of Wisconsin's most notable and challenging projects. Hunzinger has received numerous awards for outstanding project management, safety, engineering, concrete work, and core values, including the Marquette University Family Business Excellence Award for Core Values and being recognized as Employer of Choice by Wisconsin Builder magazine over multiple years.



M.A. Mortenson Company is the 2nd largest sport builder in the United States with over 160 sports and entertainment projects. Founded in 1954, Mortenson is a U.S.-based, family-owned company. As one of the nation's top builders and developers, Mortenson provides a complete range of services, including planning, program management, pre-construction, general contracting, construction management, design-build, and turn-key development. Mortenson has offices in Chicago, Denver, Madison, Milwaukee, Minneapolis, Phoenix, Portland, and Seattle with international operations in Canada.

POPULOUS

Since inception in 1983, Populous, Inc. has grown into the world's leading design firm dedicated exclusively to creating environments that draw people and communities together for unforgettable experiences. The firm has completed more than 1,000 projects around the globe with construction value exceeding \$20 billion. Populous has worked with 24 Major League Baseball franchises, 30 NFL franchises, 80 professional and civic arena clients, 40 global soccer and rugby teams, 120 universities, 40 convention center clients, 29 equestrian clients and has planned more than 30 major worldwide events.

City of Milwaukee Inclusion Requirements

- 18% Professional Service spending with Disadvantaged Business Enterprise (DBE), Small Business Enterprise (SBE), Small Disadvantaged Business (SDB) and/or 8(a)
- 25% construction spending with Disadvantaged Business Enterprise (DBE), Small Business Enterprise (SBE), Small Disadvantaged Business (SDB) and/or 8(a)
- 40% of the on-site construction hours to be performed by City residents meeting the City of Milwaukee Resident Preference Program (RPP) requirements as set forth in the HR Agreement
- Living wages must be paid to each worker performing construction trade labor on the project



New Milwaukee Arena Professional Services Inclusion

Table 4 - New Milwaukee Arena: Professional Services Inclusion Through December 31, 2016

SBE, DBE, SDB, or 8(a) FIRMS	SBE, DBE, SDB or 8(a)	SUBCONTRACTOR TO	SERVICE PERFORMED	CONTRACT AMOUNT	AMOUNT PAID THRU 12/31/2016
American Design, Inc.	S/DBE	Eppstein Uhen Architects, Inc.	Architectural - Main & Upper Concourse	\$ 250,000	\$ 250,000
American Design, Inc.	S/DBE	GRAEF-USA Inc.	Architectural - Skywalk	\$ 46,200	\$ 34,708
American Design, Inc.	S/DBE	Eppstein Uhen Architects, Inc.	Construction Administration	\$ 48,906	\$ -
Barrientos Design & Consulting, Inc.	DBE	Eppstein Uhen Architects, Inc.	Architecture - Event Level	\$ 319,500	\$ 319,500
Capitol Lien Records & Research, Inc.	DBE	Terracon Consultants, Inc.	Title Search - Phase I - Block 1	\$ 3,280	\$ 3,280
Capitol Lien Records & Research, Inc.	DBE	Terracon Consultants, Inc.	Title Search - Phase I - Block 2	\$ 1,688	\$ 1,688
Capitol Lien Records & Research, Inc.	DBE	Terracon Consultants, Inc.	Title Search - Phase I - Block 4	\$ 425	\$ 425
Capitol Lien Records & Research, Inc.	DBE	Terracon Consultants, Inc.	Title Search - Phase I - Block 5	\$ 2,875	\$ 2,875
Coastwise Fireguard Inc.	DBE	M-E Engineers, Inc.	Fire Sprinkler	\$ 90,000	\$ 81,920
Copy N More, Inc.	SBE	Populous, Inc.	Printing	\$ 70,000	\$ 43,246
Cross Management Services, Inc.	S/DBE	Deer District LLC	Inclusion Monitor - Business	\$ 506,900	\$ 87,544
Gestra Engineering, Inc.	S/DBE	Terracon Consultants, Inc.	Drilling Services - Geotech	\$ 103,857	\$ 103,857
Gestra Engineering, Inc.	S/DBE	Terracon Consultants, Inc.	Drilling Services	\$ 5,186	\$ 5,186
Himalayan Consultants, LLC	S/DBE	Professional Service Industries, Inc.	Construction Obs & Testing	\$ 212,176	\$ -
IBC Engineering Services, Inc.	S/DBE	M-E Engineers, Inc.	MEP	\$ 385,000	\$ 260,944
M & E Architects & Engineers, LLC	DBE	Eppstein Uhen Architects, Inc.	Architecture - Vertical Circulation	\$ 126,000	\$ 126,000
Martinsek & Associates	SBE	Deer District LLC	Workforce Recruitment Video	\$ 15,740	\$ 15,740
Prism Technical Management & Marketing, LLC	S/DBE	Deer District LLC	Inclusion Monitor - Workforce	\$ 760,350	\$ 87,615
Thunderbird Engineering, Inc.	S/DBE	M-E Engineers, Inc.	Commissioning	\$ 60,000	\$ -
White Water Associates, Inc.	DBE	Terracon Consultants, Inc.	Laboratory Services - Block 1	\$ 24,261	\$ 24,261
White Water Associates, Inc.	DBE	Terracon Consultants, Inc.	Laboratory Services - Block 4	\$ 4,768	\$ 4,768
Wrightson, Johnson, Haddon & Williams, Inc.	DBE	Populous, Inc.	Audio/Video Consulting	\$ 361,100	\$ 274,891

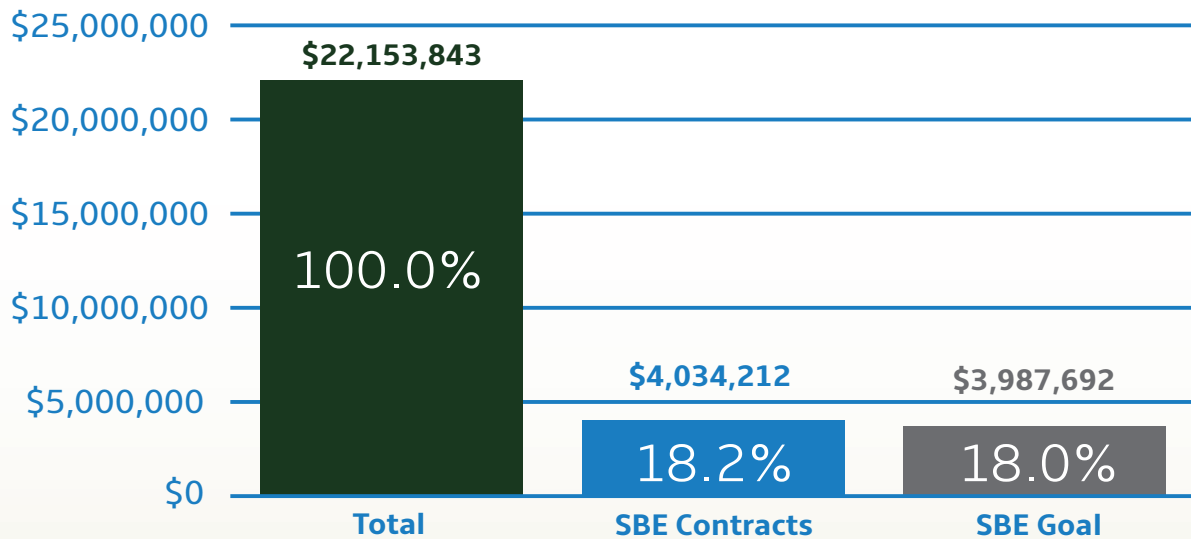
Table continued on page 13

New Milwaukee Arena Professional Services Inclusion (Continued)

Table 4 - Continued

SBE, DBE, SDB, or 8(a) FIRMS	SBE, DBE, SDB or 8(a)	SUBCONTRACTOR TO	SERVICE PERFORMED	CONTRACT AMOUNT	AMOUNT PAID THRU 12/31/2016
ZS, LLC	SBE	HNTB Corporation	Structural Foundation Design	\$ 390,000	\$ 175,140
ZS, LLC	SBE	HNTB Corporation	Building Access Design	\$ 96,000	\$ 70,080
ZS, LLC	SBE	HNTB Corporation	Roof Design	\$ 60,000	\$ 43,800
ZS, LLC	SBE	HNTB Corporation	Envelope Consulting	\$ 90,000	\$ 85,950
TOTAL INCLUSION AND AMOUNT PAID				\$ 4,034,212	\$ 2,103,418
INCLUSION AS A % OF PROFESSIONAL SERVICES COST SUBJECT TO INCLUSION				18.2%	
INCLUSION AS A % OF PROFESSIONAL SERVICES PAYMENTS MADE				13.3%	
PROFESSIONAL SERVICES COST SUBJECT TO INCLUSION				\$ 22,153,843	
TOTAL PROFESSIONAL SERVICES PAYMENTS THROUGH DECEMBER 31, 2016				\$ 15,817,254	

New Milwaukee Arena Professional Services Inclusion

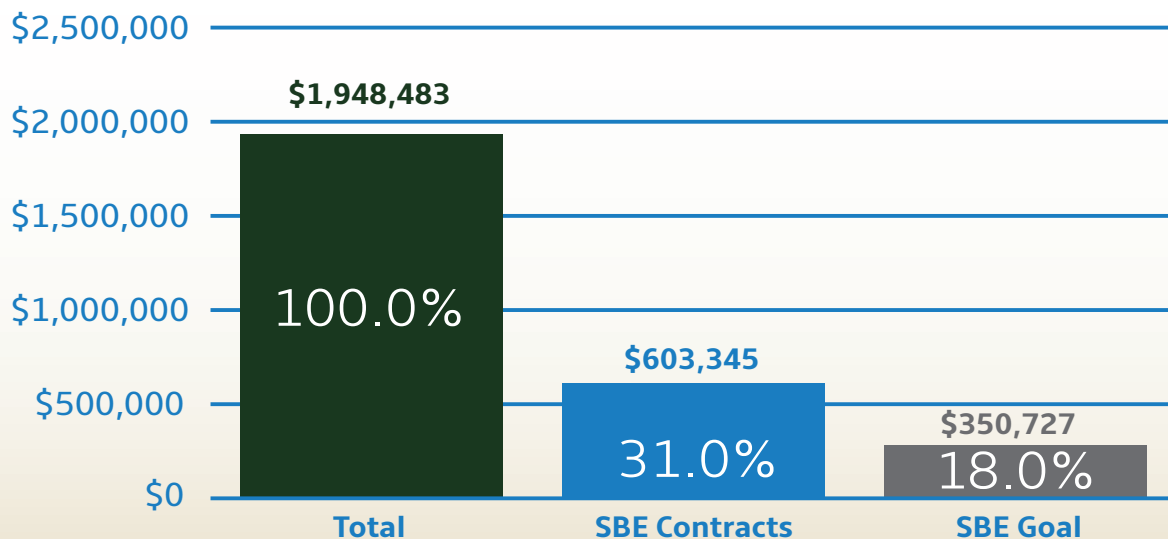


Block 7 Parking Structure Professional Services Inclusion

Table 5 - Block 7 Parking Structure: Professional Services Inclusion Through December 31, 2016

SBE, DBE, SDB, or 8(a) FIRMS	SBE, DBE, SDB or 8(a)	SUBCONTRACTOR TO	SERVICE PERFORMED	CONTRACT AMOUNT	AMOUNT PAID THRU 12/31/2016
American Design, Inc.	S/DBE	GRAEF-USA Inc.	Architectural - Parking Structure	\$ 342,150	\$ 292,117
American Design, Inc.	S/DBE	GRAEF-USA Inc.	Architectural - Housing	\$ 36,120	\$ 34,314
Capitol Lien Records & Research, Inc.	DBE	Terracon Consultants, Inc.	Title Search - Block 7	\$ 1,150	\$ 1,150
Cross Management Services, Inc.	S/DBE	Deer District LLC	Inclusion Monitor - Business	\$ 41,775	\$ 35,109
Dakota Intertek Corp.	S//DBE	Giles Engineering Associates, Inc.	Materials Testing	\$ 30,250	\$ 9,406
Gestra Engineering, Inc.	S/DBE	Terracon Consultants, Inc.	Drilling Services - Block 7	\$ 13,920	\$ 13,920
Gestra Engineering, Inc.	S/DBE	Terracon Consultants, Inc.	Geotech	\$ 30,145	\$ 30,145
Gestra Engineering, Inc.	S/DBE	Terracon Consultants, Inc.	Phase II	\$ 27,840	\$ 27,840
Prism Technical Management & Marketing, LLC	S/DBE	Deer District LLC	Inclusion Monitor - Workforce	\$ 63,505	\$ 57,604
ZS, LLC	SBE	Giles Engineering Associates, Inc.	Design	\$ 16,490	
TOTAL INCLUSION AND AMOUNT PAID				\$ 603,345	\$ 501,605
INCLUSION AS A % OF PROFESSIONAL SERVICES COSTS SUBJECT TO INCLUSION				31.0%	
INCLUSION AS A % OF PROFESSIONAL SERVICES PAYMENTS MADE				33.6%	
PROFESSIONAL SERVICES COST SUBJECT TO INCLUSION				\$ 1,948,483	
TOTAL PROFESSIONAL SERVICES PAYMENTS THROUGH DECEMBER 31, 2016				\$ 1,492,135	

Block 7 Parking Structure Professional Services SBE Inclusion

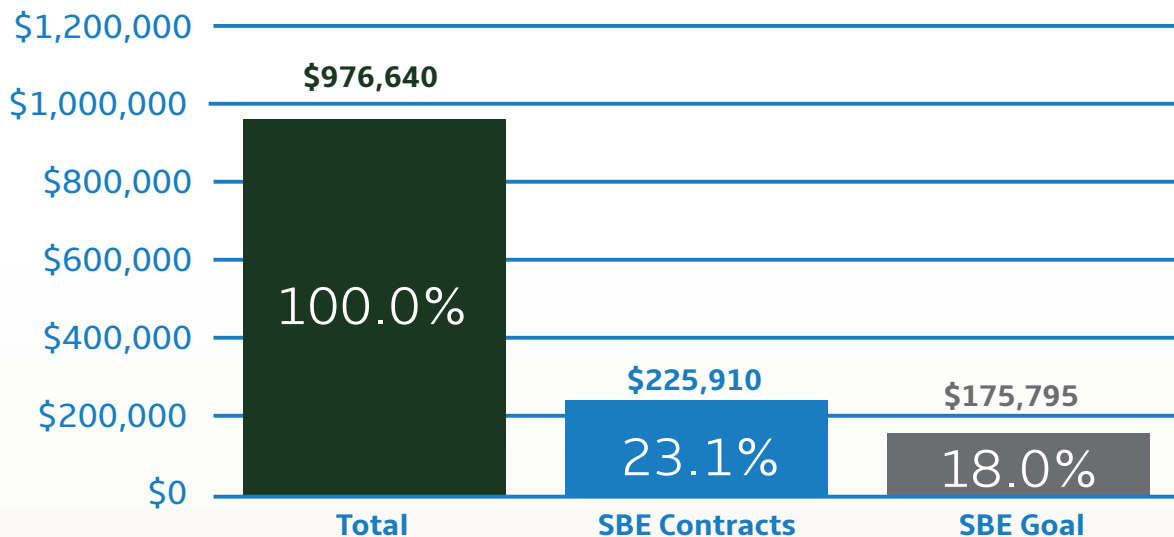


Public & Entertainment Block Professional Services Inclusion

Table 6 - Public & Entertainment Block: Professional Services Inclusion through December 31, 2016

SBE, DBE, SDB, or 8(a) FIRMS	SBE, DBE, SDB or 8(a)	SUBCONTRACTOR TO	SERVICE PERFORMED	CONTRACT AMOUNT	AMOUNT PAID THRU 12/31/2016
Cross Management Services, Inc.	S/DBE	Deer District LLC	Inclusion Monitor - Business	\$ 1,980	\$ -
Prism Technical Management & Marketing, LLC	S/DBE	Deer District LLC	Inclusion Monitor - Workforce	\$ 1,988	\$ -
Rinka Chung Architecture, Inc.	S/DBE	M. Arthur Gensler Jr. & Associates, Inc.	Architectural	\$ 221,942	\$ 68,341
TOTAL INCLUSION AND AMOUNT PAID				\$ 225,910	\$ 68,341
INCLUSION AS A % OF PROFESSIONAL SERVICES COSTS				23.1%	
INCLUSION AS A % OF PROFESSIONAL SERVICES PAYMENTS MADE				23.6%	
PROFESSIONAL SERVICES COST				\$ 976,640	
TOTAL PROFESSIONAL SERVICES PAYMENTS THROUGH DECEMBER 31, 2016				\$ 289,672	

Public & Entertainment Plaza Professional Services SBE Inclusion



New Milwaukee Arena Construction Inclusion

Table 7 - New Milwaukee Arena: Construction Inclusion Through December 31, 2016

SBE, DBE, SDB, OR 8(a) FIRMS	SBE, DBE, SDB or 8(a)	SUBCONTRACTOR TO	SERVICE PERFORMED	CONTRACT AMOUNT	AMOUNT PAID THRU 12/31/2016
Arteaga Construction, Inc.	S/DBE	M.A. Mortenson Company	Masonry	\$ 2,729,000	
ASAP Fastening Systems, Inc.	DBE	Merrill Iron & Steel, Inc.	Fasteners (PO 1439-0064)	\$ 1,159	\$ 1,159
ASAP Fastening Systems, Inc.	DBE	Merrill Iron & Steel, Inc.	Fasteners (PO 1439-0065)	\$ 19,311	\$ 19,311
ASAP Fastening Systems, Inc.	DBE	Merrill Iron & Steel, Inc.	Fasteners	\$ 25,758	\$ 25,294
Choice Construction Companies, Inc.	S/DBE	Merrill Iron & Steel, Inc.	Steel Erection	\$ 844,608	
Choice Construction Companies, Inc.	S/DBE	M.A. Mortenson Company	CIP Concrete (Rebar Install)	\$ 972,367	
Choice Construction Companies, Inc.	S/DBE	Spancrete, Inc.	Precast Concrete Erection	\$ 730,000	
Choice Construction Companies, Inc.	S/DBE	Staff Electric Co., Inc.	Concrete Work	\$ 10,000	
Cotter Consulting, Inc.	S/DBE	M.A. Mortenson Company	Construction Management	\$ 397,900	
D & M Express of Wisconsin, Inc.	DBE	Merrill Iron & Steel, Inc.	Trucking	\$ 255,000	\$ 11,050
Dairyland Energy Solutions, Inc.	S/DBE	Staff Electric Co., Inc.	Generator/Transfer Switch	\$ 937,510	
Duwe Metal Products, Inc.	DBE	Merrill Iron & Steel, Inc.	Furnish & Install Structural Steel	\$ 10,852	\$ 10,852
Duwe Metal Products, Inc.	DBE	Merrill Iron & Steel, Inc.	Steel Erection	\$ 1,094,112	
Duwe Metal Products, Inc.	DBE	Merrill Iron & Steel, Inc.	Steel Erection	\$ 31,871	
Express Insulation, Inc.	DBE	Hooper Corporation	Insulation	\$ 389,530	\$ 17,028
Hurt Electric Inc.	S/DBE	Staff Electric Co., Inc.	Distribution Equipment	\$ 2,574,133	
Hurt Electric Inc.	S/DBE	Staff Electric Co., Inc.	Eaton/Powerware	\$ 465,338	
Hurt Electric Inc.	S/DBE	Staff Electric Co., Inc.	Light Fixtures	\$ 4,551,307	
JCP Construction LLC	S/DBE	Chenery Bros. Inc.	Waterproofing	\$ 20,700	
JCP Construction LLC	S/DBE	M.A. Mortenson Company	Construction Management	\$ 320,000	\$ 49,974
LF Green Development, LLC	S/DBE	Michels Corporation	Construction Staking	\$ 23,673	
McDowell Construction Corporation	SBE	Northway Fence, Inc.	Fencing Materials	\$ 36,000	
Nuvo Construction Company, Inc.	S/DBE	Michels Corporation	Pile Materials	\$ 390,259	\$ 390,259
Rams Contracting, LTD.	SBE	M.A. Mortenson Company	Earthwork / Utilities	\$ 3,228,547	\$ 1,799,998

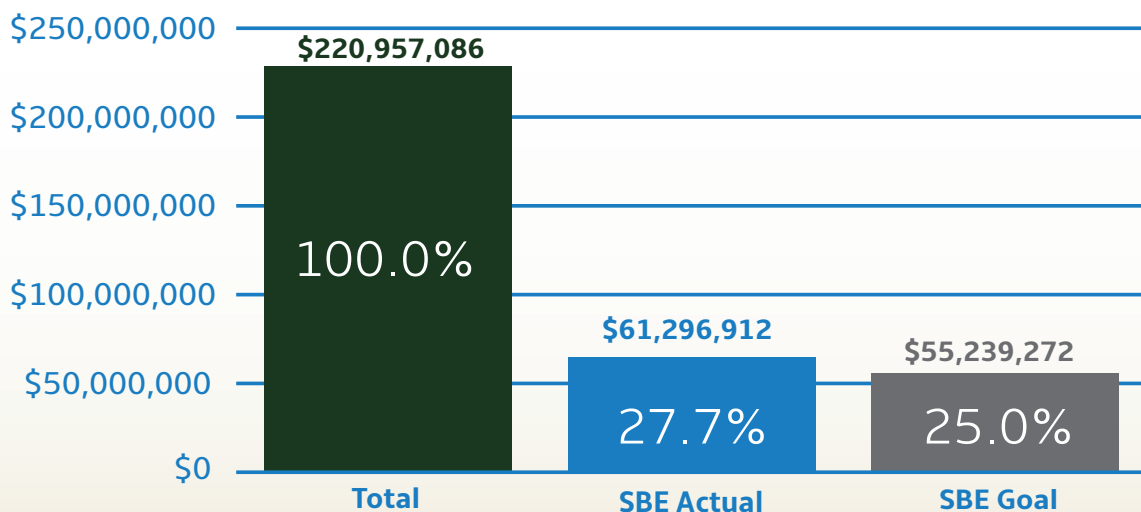
Table continued on page 17

New Milwaukee Arena Construction Inclusion

Table 7 - Continued

SBE, DBE, SDB, OR 8(a) FIRMS	SBE, DBE, SDB or 8(a)	SUBCONTRACTOR TO	SERVICE PERFORMED	CONTRACT AMOUNT	AMOUNT PAID THRU 12/31/2016
Sonag Ready Mix, LLC	SBE	M.A. Mortenson Company	CIP Concrete (Ready Mix Supply)	\$ 1,871,590	\$ 26,975
Sonag Ready Mix, LLC	SBE	Michels Corporation	Concrete & Pile Materials	\$ 103,357	\$ 93,314
South Star, Inc.	SBE	Rams Contracting, LTD.	Trucking	\$ 77,527	\$ 77,527
Thomas A Mason Company, Inc.	S/DBE	M.A. Mortenson Company	Carpet & Resilient Flooring	\$ 1,796,671	
Thomas A Mason Company, Inc.	S/DBE	M.A. Mortenson Company	Wall Coverings, Painting & Coatings	\$ 1,980,482	
Tremmel-Anderson Trucking LLC	S/DBE	Veit & Company, Inc.	Trucking/Disposal	\$ 31,755	
Tremmel-Anderson Trucking LLC	S/DBE	Rams Contracting, LTD.	Trucking	\$ 361,325	\$ 305,175
To Be Determined				\$ 35,015,270	
TOTAL INCLUSION				\$ 61,296,912	\$ 2,827,916
INCLUSION AS A % OF CONSTRUCTION COSTS SUBJECT TO INCLUSION				27.7%	
INCLUSION AS A % OF CONSTRUCTION PAYMENTS MADE				17.7%	
CONSTRUCTION COST SUBJECT TO INCLUSION				\$ 220,957,086	
TOTAL CONSTRUCTION PAYMENTS THROUGH DECEMBER 31, 2016				\$ 15,967,101	

New Milwaukee Arena Construction Inclusion





Anne Edwards-Cotter, CCM
President



Nahid Afsari, PE, LEED AP
Vice President, Wisconsin Group

Cotter Consulting, Inc.

After serving as project manager at both construction management and real estate development firms, civil engineer Anne Edwards-Cotter founded Cotter Consulting, Inc. in 1990. The firm now boasts 85 employees, working on projects across Illinois and Wisconsin. Cotter Consulting, Inc. provides services including: Program, Project, Development, and Construction Management, Strategic Planning, Lender/Investor Representation and Owners Representation services, and Sustainable Services.

The firm has participated in several high-profile projects in Milwaukee including the Marquette, Mitchell, and Zoo Interchanges, VA Hospital, and the new General Mitchell International Airport Baggage Claim. Now a proud contributor to the Bucks Arena project, Cotter Consulting, Inc. bring to the site a Quality Manager responsible for tasks including but not limited to: Implementing Mortenson's three phase inspection protocol, participation in preconstruction and prep meetings, and working with City of Milwaukee building officials to complete necessary inspections and secure approvals for various scopes of work.

Nahid Afsari, Vice President of the Wisconsin Group, shares that the experience working on the Bucks Arena has been incredible for the firm and has presented a unique learning experience. She explains, "The speed and complexity of the project requires very close coordination and communication between all parties to meet the demanding project schedule..." and that because of the project's downtown location, "the process of construction must be tightly monitored to facilitate timely delivery of materials and manpower."

These challenges ultimately work in the firm's favor, helping Cotter Consulting, Inc. reach the goal of expanding their experience with vertical/building projects, in addition to bringing about hard-earned name recognition in the Greater Milwaukee Area.

Because of the architectural and construction management expertise the Cotter team has acquired, they can set themselves apart on the job site, aiding in discussions with the architectural and engineering team. In addition to their vast knowledge across fields, Anne Edwards-Cotter, President, follows a few strong principles that have helped her grow her business into the powerhouse it is today. She encourages smaller firms to "be patient, growth takes a long time. Focus on your client, focus on providing quality services."

Block 7 Parking Structure Construction Inclusion

Table 8 - Block 7 Parking Structure: Construction Inclusion Through December 31, 2016

SBE, DBE, SDB, OR 8(a) FIRMS	SBE, DBE, SDB or 8(a)	SUBCONTRACTOR TO	SERVICE PERFORMED	CONTRACT AMOUNT	AMOUNT PAID THRU 12/31/2016
3G Trucking, LLC	DBE	Lake Edge Logistics, LLC	Trucking	\$ 6,800	\$ 1,900
Best Erectors, Inc.	DBE	Midwest Stairs & Iron, Inc.	Barrier Cables	\$ 115,400	
Best Erectors, Inc.	DBE	Midwest Stairs & Iron, Inc.	Metal Panels	\$ 358,000	
Choice Construction Companies, Inc.	S/DBE	C. G. Schmidt, Inc.	Reinforcing Steel	\$ 2,288,586	
Choice Construction Companies, Inc.	S/DBE	J. H. Findorff & Son Inc.	Reinforcing Steel	\$ 187,186	\$ 128,634
Con-Cor Company, Inc.	SBE	Edgerton Contractors, Inc.	Roadway Saw Cut	\$ 450	
Duwe Metal Products, Inc.	DBE	J. H. Findorff & Son Inc.	Structural & Misc. Metals	\$ 409,458	
EFH Trucking LLC	DBE	Lake Edge Logistics, LLC	Trucking & Tipping Fees	\$ 313,636	\$ 313,636
Express Insulation, Inc.	DBE	J. F. Ahern Co.	HVAC Insulation	\$ 115,060	
Harkinson Consulting LLC	DBE	J. H. Findorff & Son Inc.	Labor Compliance Services	\$ 66,792	\$ 23,813
Heider & Bott Company	DBE	Bohmann & Vick, Inc.	Material Supplier	\$ 34,000	\$ 660
Hetzel San-Filippo, Inc.	DBE	J. H. Findorff & Son Inc.	Drywall	\$ 97,600	
Hiram Power Electric, LLC	S/DBE	Lemberg Electric Company, Inc.	Electrical Materials	\$ 314,500	
Hurt Electric Inc.	S/DBE	Uihlein Electric Co., Inc.	Electrical	\$ 40,000	
HVA Products, Inc.	DBE	J. F. Ahern Co.	HVAC Equipment	\$ 40,380	
HVA Products, Inc.	DBE	J. F. Ahern Co.	Controls	\$ 26,650	
KMI Construction LLC	SBE	J. H. Findorff & Son Inc.	Masonry	\$ 1,408,440	
LF Green Development, LLC	S/DBE	Michels Corporation	Construction Staking	\$ 3,823	\$ 3,823
Marek Landscaping, LLC	DBE	Edgerton Contractors, Inc.	Erosion Control	\$ 4,784	\$ 2,881
Nuvo Construction Company, Inc.	S/DBE	Michels Corporation	Pile Material Supplier	\$ 314,680	\$ 263,729
Price and Sons, Incorporated	S/DBE	J. F. Ahern Co.	Plumbing Material Supplier	\$ 44,236	
Rams Contracting, LTD.	DBE	Bohmann & Vick, Inc.	Trucking	\$ 10,000	
Renegade Trucking, LLC	SBE	Lake Edge Logistics, LLC	Trucking	\$ 9,600	\$ 708
Sanchez Painting Contractors, Inc.	SBE	J. H. Findorff & Son Inc.	Painting	\$ 85,004	

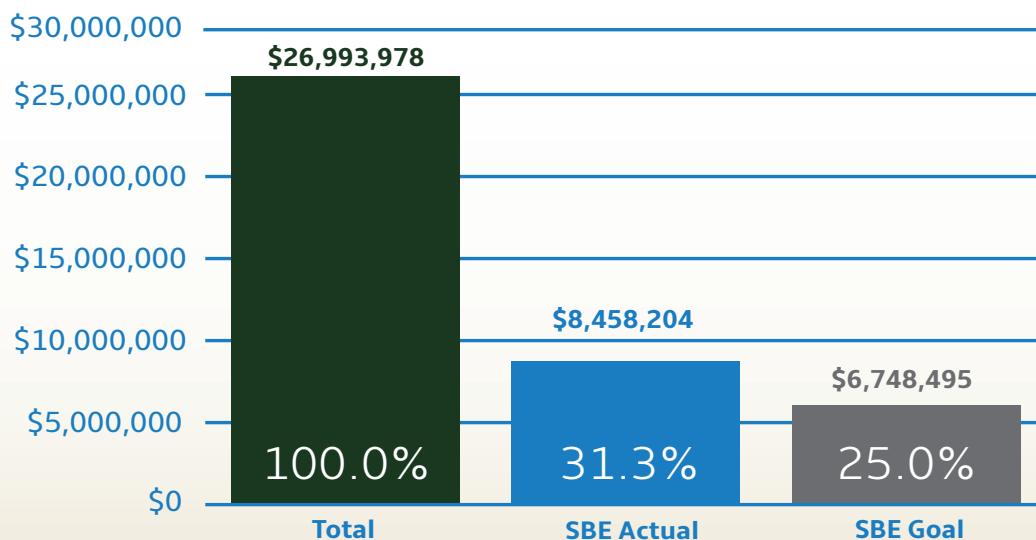
Table continued on page 20

Block 7 Parking Structure Construction Inclusion (Continued)

Table 8 - Continued

SBE, DBE, SDB, OR 8(a) FIRMS	SBE, DBE, SDB or 8(a)	SUBCONTRACTOR TO	SERVICE PERFORMED	CONTRACT AMOUNT	AMOUNT PAID THRU 12/31/2016
Sirrah Construction and Company LLC	SBE	Stark Pavement Corporation	Concrete Curb & Gutter	\$ 9,650	
Sonag Ready Mix, LLC	SBE	C. G. Schmidt, Inc.	Ready Mix Concrete	\$ 1,400,626	
Sonag Ready Mix, LLC	SBE	Michels Corporation	Ready Mix Concrete	\$ 40,950	\$ 30,682
Sonag Ready Mix, LLC	SBE	J. H. Findorff & Son Inc.	Ready Mix Concrete	\$ 173,572	\$ 170,167
Sonag Ready Mix, LLC	SBE	Stark Pavement Corporation	Ready Mix Concrete	\$ 32,000	
South Star, Inc.	S/DBE	Lake Edge Logistics, LLC	Trucking	\$ 5,752	\$ 5,752
To Be Determined				\$ 500,589	
TOTAL INCLUSION				\$ 8,458,204	\$ 946,385
INCLUSION AS A % OF CONSTRUCTION COST SUBJECT TO INCLUSION				31.3%	
INCLUSION AS A % OF CONSTRUCTION PAYMENTS MADE				26.2%	
CONSTRUCTION COST SUBJECT TO INCLUSION				\$ 26,993,978	
TOTAL CONSTRUCTION PAYMENTS THROUGH DECEMBER 31, 2016					\$ 3,606,738

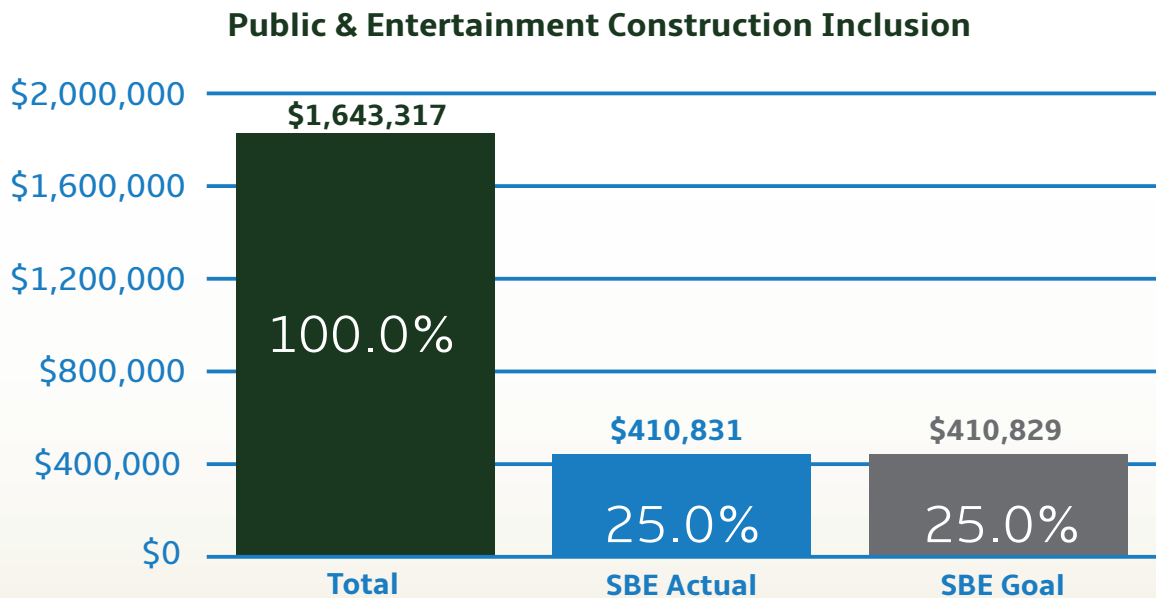
Block 7 Parking Structure Construction Inclusion



Public & Entertainment Plaza Construction Inclusion

Table 9 - Public & Entertainment Plaza: Construction Inclusion Through December 31, 2016

SBE, DBE, SDB, OR 8(a) FIRMS	SBE, DBE, SDB or 8(a)	SUBCONTRACTOR TO	SERVICE PERFORMED	CONTRACT AMOUNT	AMOUNT PAID THRU 12/31/2016
Arteaga Construction, Inc.	SBE	Veit & Company, Inc.	Crane Rigging & Lifting Services	\$ 185,753	
Autumn Trucking, Inc.	SBE	Veit & Company, Inc.	Trucking/Fuel Delivery	\$ 42,000	
Flores Contractors, Inc.	DBE	Veit & Company, Inc.	Erosion Control Measures	\$ 1,954	
Hard Rock Sawing & Drilling Specialists Company	SBE	Veit & Company, Inc.	Saw Cutting/Core Drilling	\$ 31,790	
Tremmel-Anderson Trucking LLC	S/DBE	Veit & Company, Inc.	Trucking	\$ 149,334	\$ 10,774
TOTAL INCLUSION				\$ 410,831	\$ 10,774
INCLUSION AS A % OF CONSTRUCTION COST				25.0%	
INCLUSION AS A % OF CONSTRUCTION PAYMENTS MADE				2.3%	
CONSTRUCTION COST				\$ 1,643,317	
TOTAL CONSTRUCTION PAYMENTS THROUGH DECEMBER 31, 2016				\$ 464,472	

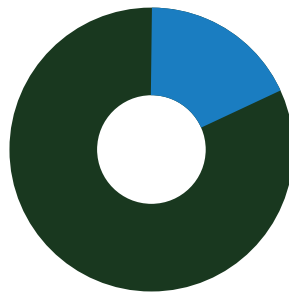


New Milwaukee Arena: Total RPP Participation Through December 31, 2016

Table 10 - New Milwaukee Arena Total RPP Participation Through December 31, 2016

Total Construction Hours	79,658.0
RPP Target Based on Total Hours (multiplied by 40%)	31,863.2
Applicable RPP Goal	40%
Total RPP Construction Hours	32,504.8
Monitoring Above (Below) Goal	641.6
RPP Percentage (Total RPP Construction Hours/Total Construction Hours Worked)	40.8%

New Milwaukee Arena Total Residents Preference Program (RPP) Inclusion



- **40.8% RPP Participation**
32,504.8 Total RPP Hours
- **59.2% Non-RPP Participation**
47,153.2 Total Non- RPP Hours
- 79,658.0 Total Workforce Hours

Table 11 - New Milwaukee Arena Total RPP Participation (excluding Non-Wisconsin residents) through December 31, 2016

Total Construction Hours	79,658.0
Less Hours Worked by Non-Wisconsin Residents	-325.5
Construction Hours Worked by Wisconsin Residents Only	79,332.5
RPP Construction Hours	32,504.8
RPP Participation Percentage (Excluding Non-Wisconsin residents)	41.0%

Milwaukee Code of Ordinances (MCO) Section 355-7(1)(a) notes that for the purpose of calculating RPP participation "...worker hours'... excludes the number of hours of work performed by all non-Wisconsin residents."

New Milwaukee Arena Total RPP Inclusion through December 31, 2016

Table 12 - New Milwaukee Arena RPP Inclusion by Contractor through December 31, 2016

CONTRACTOR	SUBCONTRACTOR TO	SERVICE PERFORMED	WORKFORCE HOURS	RPP INCLUSION HOURS
M.A. Mortenson Company	General Contractor	Concrete	30,709.0	10,417.5
Balestrieri Environmental & Development, Inc.	Veit & Company, Inc.	Hazardous Material Remediation	68.0	34.0
Chenery Brothers, Inc.	M.A. Mortenson Company	Damproofing & Waterproofing	142.0	0.0
Choice Construction Companies, Inc.	J.P. Cullen & Sons, Inc.	Concr Reinf & PT Installation	797.5	313.0
Choice Construction Companies, Inc.	Staff Electric Co., Inc.	Concr Reinf & PT Installation	20.5	15.0
Choice Construction Companies, Inc.	M.A. Mortenson Company	Concr Reinf & PT Installation	3,126.0	1,596.5
Crowley Construction Corporation	Rams Contracting, LTD.	Pavement Marking	16.5	5.5
D.F. Tomasini Contractors, Inc.	Staff Electric Co., Inc./ Rams Contracting, LTD.	Site Utilities	2,932.0	887.0
Dawes Rigging and Crane Rental, Inc.	J.P. Cullen & Sons, Inc.	Crane Rental	83.0	0.0
Deangelis Construction LLC	Rams Contracting, LTD.	Concrete	394.0	257.5
Duwe Metal Products, Inc.	J.P. Cullen & Sons, Inc.	Structural Fabrication	1,119.0	918.5
Egan Company	M.A. Mortenson Company	Aluminum Entrances, Storefront	23.0	0.0
Express Insulation, Inc.	Hooper Corporation	Insulation	166.0	0.0
Gateway Concrete Forming Systems, Inc.	M.A. Mortenson Company	Concrete Shoring	58.0	0.0
Grunau Company, Inc.	M.A. Mortenson Company	HVAC	1,288.5	584.0
Hooper Corporation	M.A. Mortenson Company	Plumbing	3,058.5	1,294.0
JCP Construction LLC	M.A. Mortenson Company/ Chenery Bros, Inc.	Install Portion of Acoustical Ceilings	1,647.5	363.5
J.P. Cullen & Sons, Inc.	Merrill Iron & Steel, Inc.	Structural Steel	6,476.0	1,254.0
Michels Corporation	Rams Contracting, LTD.	Site Remediation, Piles Caissons	22.5	0.0
Michels Corporation	M.A. Mortenson Company	Dynamic Compaction and Deep Foundations/Piles	6,853.0	2,512.5
Mid State Traffic Control Inc.	M.A. Mortenson Company	Traffic Control	4.0	0.0
Northway Fence, Inc.	M.A. Mortenson Company	Temporary Fence/ Installation	128.0	0.0
P.J.'s Trucking, LLC	D.F. Tomasini Contractors, Inc.	Trucking	125.3	0.0
Payne & Dolan, Inc.	Rams Contracting, LTD.	Earthwork/Site Utilities	147.3	11.0
Rams Contracting, LTD.	M. A. Mortenson Company	Earthwork/Site Utilities	8,111.3	3,584.8

Table continued on page 24

New Milwaukee Arena Total RPP Inclusion through December 31, 2016

Table 12 - Continued

CONTRACTOR	SUBCONTRACTOR TO	SERVICE PERFORMED	WORKFORCE HOURS	RPP INCLUSION HOURS
Sopinski Trenching & Excavating, LLC	Staff Electric Co., Inc.	Excavating	445.0	0.0
South Star, Inc.	Rams Contracting, LTD.	Trucking	776.5	438.8
Staff Electric Co., Inc.	M. A. Mortenson Company/ Hooper Corporation	Electrical	7,069.5	5,270.0
Theresa Tremmel Trucking, LLC	Rams Contracting, LTD.	Trucking	2,843.5	2,192.8
Tremmel - Anderson Trucking LLC	Veit & Company, Inc.	Trucking	47.8	30.5
United Construction & Fence LLC	Northway Fence, Inc.	Temporary Fence/ Installation	513.5	203.5
United States Alliance Fire Protection, Inc.	D.F. Tomasini Contractors, Inc.	Fire Protection	88.0	19.5
Veit & Company, Inc.	M.A. Mortenson Company	Demolition/Abatement	358.0	301.5
TOTAL WORKFORCE HOURS			79,658.0	32,504.8
RPP PERCENTAGE REQUIREMENT			40.0%	
RPP PERCENTAGE TO DATE			40.8%	

Workers monitoring the pile driver.



New Milwaukee Arena Total RPP Inclusion through December 31, 2016

Table 13 - New Milwaukee Arena Total RPP by Zip Codes & Trade

Trade	# OF RPP WORKERS	ZIP CODE	TOTAL RPP HOURS THROUGH 12/31/16
Carpenter	1	53208	687.5
	1	53209	153.5
	1	53212	29.0
	1	53215	566.5
	1	53216	726.5
	2	53218	303.0
	1	53219	797.0
	2	53221	37.0
	2	53223	686.5
	1	53225	50.5
	1	53228	29.0
Cement Finisher	2	53216	645.5
	1	53218	244.5
Electrician	1	53205	265.0
	1	53207	382.3
	2	53210	648.5
	1	53215	408.5
	2	53218	1,170.3
	1	53219	115.0
	4	53220	1,574.5
	1	53221	389.0
1	53225	317.0	
Fence Erector	1	53204	203.5
Fire Sprinkler Fitter	1	53208	17.5
	1	53214	2.0
Heavy Equipment Operator	1	53210	132.5
	2	53215	292.0

Table continued on page 26

New Milwaukee Arena Total RPP Inclusion through December 31, 2016

Table 13 - Continued

Trade	# OF RPP WORKERS	ZIP CODE	TOTAL RPP HOURS THROUGH 12/31/16	
Heavy Equipment Operator	4	53219	596.0	
	1	53203	221.5	
	2	53206	26.0	
	3	53208	323.0	
	2	53210	112.0	
	2	53211	229.0	
	1	53212	7.5	
	1	53213	117.0	
	Ironworker	5	53215	689.0
		1	53216	279.0
1		53219	35.0	
2		53222	111.0	
1		53223	309.5	
3		53225	317.5	
1		53227	239.5	
1		53228	200.5	
2		53207	309.0	
2		53208	226.0	
Laborer	2	53209	568.0	
	5	53212	1,641.0	
	1	53213	803.5	
	5	53215	564.0	
	2	53216	877.5	
	2	53218	1,152.5	
	2	53219	1,179.5	
	2	53220	501.5	
	3	53225	413.5	

Table continued on page 27

New Milwaukee Arena Total RPP Inclusion through December 31, 2016

Table 13 - Continued

Trade	# OF RPP WORKERS	ZIP CODE	TOTAL RPP HOURS THROUGH 12/31/16
Piledriver	1	53206	143.0
	1	53216	183.0
Plumber	1	53225	375.0
	2	53210	786.5
Project Engineer	2	53211	1,082.0
	1	53212	347.5
Sheet Metal	1	53212	5.5
	2	53220	18.0
Steamfitter	1	53213	447.0
	1	53219	111.5
	1	53221	2.0
Truck Driver	2	53204	31.8
	2	53205	154.3
	3	53206	42.0
	2	53207	454.3
	2	53208	35.8
	11	53209	365.8
	5	53210	1,178.8
	1	53211	36.5
	2	53212	57.5
	7	53215	295.0
	6	53216	787.3
	6	53218	167.3
	3	53219	150.3
	2	53221	16.0
3	53222	848.3	
4	53223	193.3	

Table continued on page 28

New Milwaukee Arena Total RPP Inclusion through December 31, 2016

Table 13 - Continued

Trade	# OF RPP WORKERS	ZIP CODE	TOTAL RPP HOURS THROUGH 12/31/16
Truck Driver	1	53224	21.8
	6	53225	628.5
	179	TOTAL	32,504.8

Laborers working on the Block 7 Parking Structure site.





David Jablonski – Journeyperson Carpenter

David Jablonski is a journeyperson carpenter and Residents Reference Program participant working on the Milwaukee Bucks Arena Project. David has been busy helping the project's prime contractor, M.A. Mortenson Company, set up its on-site command center. His duties have included framing doorways and building decks and plan tables that will be utilized for the duration of the project. He anticipates building forms for concrete pours in the coming weeks.

The joy that David takes in construction work has helped him stay connected to his family. He started building things in his childhood, when he and his twin brother would develop their own so-called "projects" around the family home. Now as he nears the latter part of his career, he is working side by side with his son Sam, who recently completed his carpentry apprenticeship, and is also employed by Mortenson.

"The redeveloping of the city has changed so much here; I enjoy coming downtown with my wife; it's got so many neat things going on," says David. "I often point out to my family the projects that I have worked on when riding through the city. It's cool to be able to say I worked on that project and it's a great looking building now."

Having spent more than half of his construction career working for Mortenson, David takes pride in the fact that he has built a great career and relationship with the company. He anticipates working with them until he retires, which may be in the next five or so years.

Noting the importance of safety regulations, David indicated that Mortenson shows great proactive concern for its employees. "Before we start work, everyone stretches and meets with the foreman to go over the pre-task safety plans."

"I have been successful as a carpenter and now working with my son over the last few years, I have a lot to teach and pass on to him. I feel lucky to be in this position, which makes you feel proud," David said, smiling ear to ear.

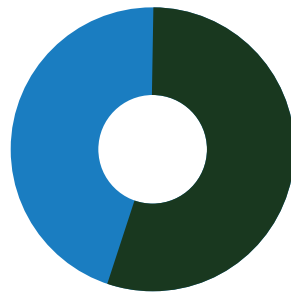


Block 7 Parking Structure: Total RPP Participation Through December 31, 2016

Table 14 - Block 7 Parking Structure Total RPP Participation Through December 31, 2016

Total Construction Hours	29,588.6
RPP Target Based on Total Hours (multiplied by 40%)	11,835.4
Applicable RPP Goal	40%
Total RPP Construction Hours	12,153.7
Monitoring Above (Below) Goal	318.3
RPP Percentage (Total RPP Construction Hours/Total Construction Hours Worked)	41.1%

Block 7 Parking Structure Residents Preference Program (RPP) Inclusion



- **41.1% RPP Participation**
12,153.7 Total RPP Hours
- **58.9% Non-RPP Participation**
17,434.9 Total Non- RPP Hours
- 29,588.6 Total Workforce Hours

Table 15 - Block 7 Parking Structure Total RPP Participation (excluding Non-Wisconsin residents) through December 31, 2016

Total Construction Hours	29,588.6
Less Hours Worked by Non-Wisconsin Residents	-86.5
Construction Hours Worked by Wisconsin Residents Only	29,502.1
RPP Construction Hours	12,153.7
RPP Participation Percentage (Excluding Non-Wisconsin residents)	41.2%

Milwaukee Code of Ordinances (MCO) Section 355-7(1)(a) notes that for the purpose of calculating RPP participation "...'worker hours'... excludes the number of hours of work performed by all non-Wisconsin residents."

Block 7 Parking Structure: RPP Inclusion by Contractor through December 31, 2016

Table 16 - Block 7 Parking Structure: RPP Inclusion by Contractor through December 31, 2016

CONTRACTOR	SUBCONTRACTOR TO	SERVICE PERFORMED	WORKFORCE HOURS	RPP INCLUSION HOURS
J.H. Findorff & Son, Inc.	General Contractor	CIP Foundations	8,265.0	3,558.0
3G Trucking, LLC	Lake Edge Logistics, LLC	Trucking	19.0	19.0
Bohmann & Vick, Inc.	J.H. Findorff & Son, Inc.	Utilities	467.5	186.5
C. G. Schmidt, Inc.	J.H. Findorff & Son, Inc.	CIP Structure	8,243.5	3,360.5
Choice Construction Companies, Inc.	J.H. Findorff & Son, Inc.	Install, Reinforcing Steel/ Bridge Work	4,419.0	2,146.0
David's M Trucking LLC	Guin's Trucking & Delivery Inc.	Trucking	7.2	7.2
Earth Augering Service LLC	Lemberg Electric Company, Inc.	Electrical	87.5	0.0
Edgerton Contractors, Inc.	J.H. Findorff & Son, Inc.	Earthwork	2,681.3	437.3
EFH Trucking LLC	J.H. Findorff & Son, Inc.	Trucking	290.5	290.5
Gonzalez E LLC	EFH Trucking LLC	Trucking	378.5	362.4
Guin's Trucking & Delivery Inc.	EFH Trucking LLC	Trucking	22.0	22.0
Hurt Electric Inc.	Uihlein Electric Co., Inc.	Underground Electrical	246.5	246.5
J.F. Ahern Co.	J.H. Findorff & Son, Inc.	Plumbing/HVAC	794.5	246.0
J.P. Anthony, Inc.	Uihlein Electric	Underground Electrical	6.5	0.0
Keen Trucking LLC	EFH Trucking LLC	Trucking	3.8	3.8
KMI Construction LLC	J.H. Findorff & Son, Inc.	Masonry/Precast	48.0	0.0
Lemberg Electric Company, Inc.	J.H. Findorff & Son, Inc.	Electrical	495.0	268.5
Luz Mercado Trucking, Inc.	EFH Trucking LLC	Trucking	230.1	230.1
MCE Trucking LLC	EFH Trucking LLC	Trucking	10.0	10.0
Michels Corporation	J.H. Findorff & Son, Inc.	Piles	1,769.0	673.0
Renegade Trucking, LLC	Lake Edge Logistics, LLC	Trucking	7.0	7.0

Table continued on page 32

Block 7 Parking Structure: RPP Inclusion by Contractor through December 31, 2016

Table 16 - Continued

CONTRACTOR	SUBCONTRACTOR TO	SERVICE PERFORMED	WORKFORCE HOURS	RPP INCLUSION HOURS
RTA Trucking LLC	EFH Trucking LLC	Trucking	20.3	20.3
South Star, Inc.	Lake Edge Logistics, LLC	Trucking	61.0	59.3
Steve's Trenching Service, Inc.	Uihlein Electric Co., Inc.	Piles	103.5	0.0
Uihlein Electric Co., Inc.	C. G. Schmidt, Inc.	Underground Electrical	504.0	0.0
Zanders Solutions, LLC	J.H. Findorff & Son, Inc.	Waterproofing	40.5	0.0
Zenith Tech, Inc.	Edgerton Contractors, Inc.	Furnish & Install 26 Pipe Piling/Earth Retention	368.0	0.0
TOTAL WORKFORCE HOURS			29,588.6	12,153.7
RPP PERCENTAGE REQUIREMENT			40.0%	
RPP PERCENTAGE TO DATE			41.1%	

Journeyman Carpenter cutting concrete form to size.



Block 7 Parking Structure: Total RPP By Zip Codes & Trade December 31, 2016

Table 17 - Block 7 Parking Structure: Total RPP by Zip Codes & Trade

Trade	# OF RPP WORKERS	ZIP CODE	TOTAL RPP HOURS THROUGH 12/31/16
Carpenter	1	53206	363.0
	1	53207	274.0
	2	53210	721.5
	1	53213	361.0
	1	53215	295.5
	2	53219	899.0
	3	53222	709.5
	1	53224	287.5
	1	53227	447.5
Cement Finisher	1	53207	79.0
	1	53209	57.5
	2	53219	169.5
	1	53224	131.5
Electrician	1	53207	162.5
	1	53210	84.0
	1	53215	268.5
Heavy Equipment Operator	2	53207	214.5
	1	53224	112.5
Ironworker	1	53204	179.5
	1	53206	16.0
	2	53208	341.0
	1	53210	43.0
	5	53215	681.5
	1	53216	55.5
	1	53219	84.5
	1	53222	472.0
	1	53223	16.0

Table continued on page 34

Block 7 Parking Structure: Total RPP By Zip Codes & Trade December 31, 2016

Table 17 - Continued

Trade	# OF RPP WORKERS	ZIP CODE	TOTAL RPP HOURS THROUGH 12/31/16
Ironworker	1	53227	195.0
	1	53233	62.0
Laborer	2	53204	252.5
	1	53205	30.0
	2	53207	598.0
	1	53209	158.5
	1	53211	102.8
	1	53213	215.0
	1	53215	56.0
	2	53216	572.0
	1	53218	3.0
	1	53219	205.0
	1	53223	138.0
	1	53227	500.0
Piledriver	1	53206	261.5
Plumber	1	53204	221.0
	1	53210	25.0
Truck Driver	2	53204	346.0
	1	53207	3.8
	1	53208	6.8
	3	53210	24.8
	1	53214	10.0
	8	53215	301.0
	1	53216	14.0
	2	53219	271.9
2	53220	25.0	

Table continued on page 35

Block 7 Parking Structure: Total RPP By Zip Codes & Trade December 31, 2016

Table 17 - Continued

Trade	# OF RPP WORKERS	ZIP CODE	TOTAL RPP HOURS THROUGH 12/31/16
Truck Driver	1	53221	7.7
	1	53222	7.0
	2	53223	13.8
	83	TOTAL	12,153.7

Journeyman carpenter passes knowledge on to apprentice.





Luis Silva - Journeyman Carpenter

When Luis Silva was introduced to WRTP-BIG STEP, he didn't anticipate the construction field being as great as it has been thus far. "My salary has allowed me to take care of my family," Luis stated. Before getting involved in the construction field, Luis worked for a glazier company. As his family size increased, Luis decided that the construction trades would provide him and his family more stability. "I have been blessed to be able to become a home owner and provide for my family of eight," Luis said.

For the last two years Luis has worked for C. G. Schmidt, Inc. on various projects in Milwaukee. He is very confident about his job prospects in the future and is considering going back to school and exploring the possibilities of being an entrepreneur. "It's a privilege to see major developments in Milwaukee. It's awesome being a part of this project; it is an honor," said Luis.



Brentt Collier - Apprentice Carpenter

When Brentt Collier was in high school, he wasn't familiar with the construction trades as a career option. After graduating, he worked as a barber and also managed rental properties. Years later he started an apprenticeship with the Carpenters Union Local 344 and for the last two years, he has worked for C. G. Schmidt, Inc.

Making the choice to get in the trades has been financially beneficial for Brentt, his wife and newborn. He sees this job as a career and looks forward to new experiences. "It's all about learning," Brentt stated. Upon finishing his apprenticeship, Brentt plans to keep working as a "well-polished-journeyman."

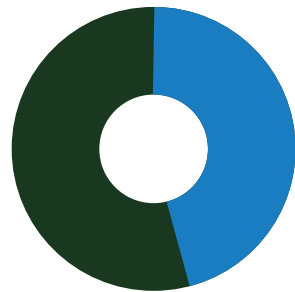
Brentt expressed how honored and blessed he feels to be involved in such a big project that is redeveloping Milwaukee. He looks forward to seeing how the projects he has helped build will look upon completion.

Public & Entertainment Plaza: Total RPP Participation Through December 31, 2016

Table 18 - Public & Entertainment Plaza: Total RPP Participation Through December 31, 2016

Total Construction Hours	3,464.8
RPP Target Based on Total Hours (multiplied by 40%)	1,385.9
Applicable RPP Goal	40%
Total RPP Construction Hours	1,436.5
Monitoring Above (Below) Goal	50.6
RPP Percentage (Total RPP Construction Hours/Total Construction Hours Worked)	41.5%

Total Residents Preference Program (RPP) Inclusion



- **41.5% RPP Participation**
1,436.5 Total RPP Hours
- **58.5% Non-RPP Participation**
2,028.3 Total Non- RPP Hours
- 3,464.8 Total Workforce Hours

Table 19 - Public & Entertainment Plaza: Total RPP Participation (excluding Non-Wisconsin residents) through December 31, 2016

Total Construction Hours	3,464.8
Less Hours Worked by Non-Wisconsin Residents	-54.8
Construction Hours Worked by Wisconsin Residents Only	3,410.5
RPP Construction Hours	1,436.5
RPP Participation Percentage (Excluding non-Wisconsin residents)	42.1%

Milwaukee Code of Ordinances (MCO) Section 355-7(1)(a) notes that for the purpose of calculating RPP participation "...'worker hours'... excludes the number of hours of work performed by all non-Wisconsin residents."

Public & Entertainment Plaza: RPP Inclusion by Contractor through December 31, 2016

Table 20 - Public & Entertainment Plaza RPP Inclusion by Contractor through December 31, 2016

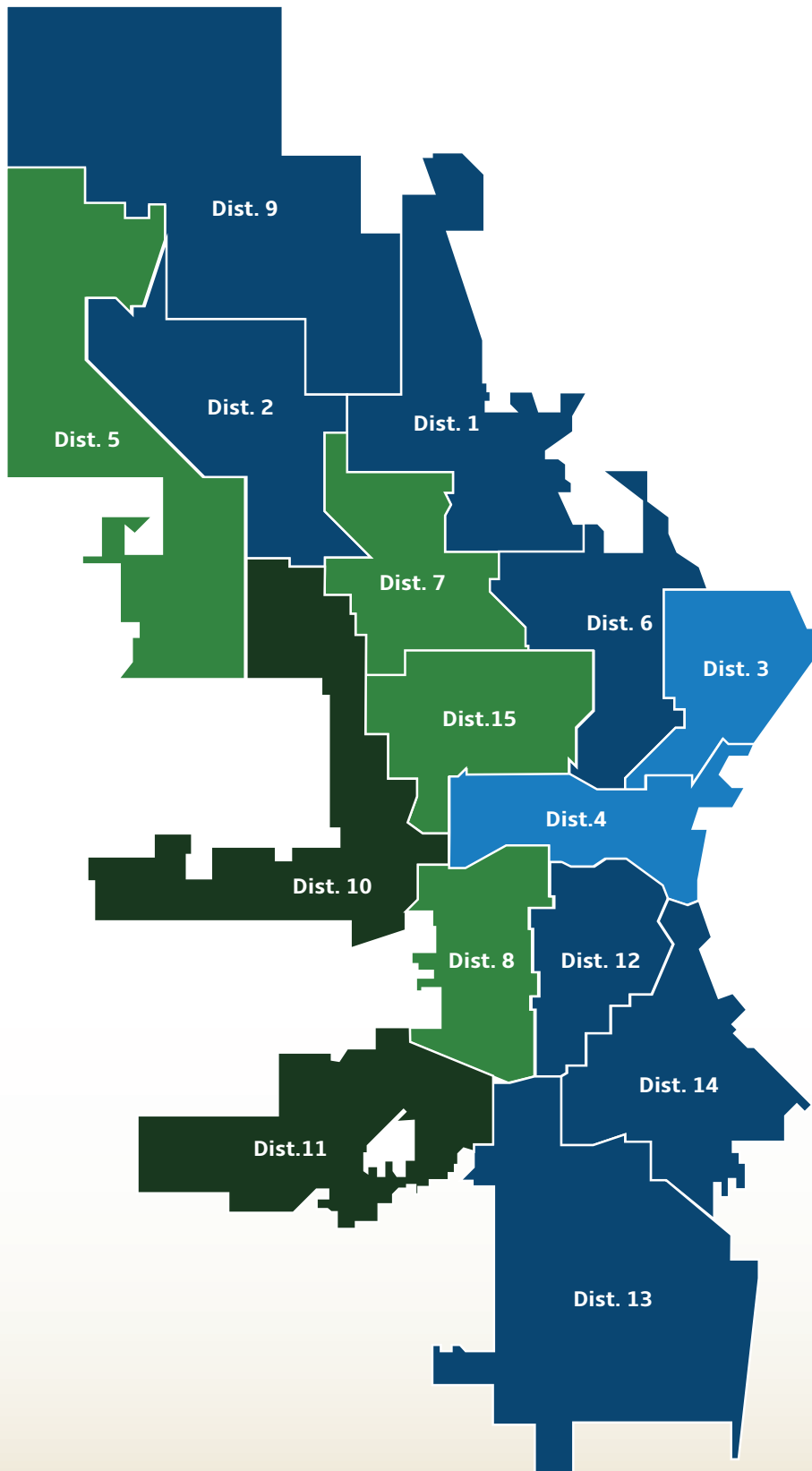
CONTRACTOR	SUBCONTRACTOR TO	SERVICE PERFORMED	WORKFORCE HOURS	RPP INCLUSION HOURS
Veit & Company, Inc.	Hunzinger Construction Company	Demolition	2,847.0	1,311.5
Arteaga Construction, Inc.	Veit & Company, Inc.	Crane Rigging & Lifting Services	289.0	125.0
Flores Contractors, Inc.	Veit & Company, Inc.	Erosion Control	3.0	0.0
Hard Rock Sawing & Drilling Specialist Company	Veit & Company, Inc.	Saw Cutting	271.0	0.0
J & J Contracting of MN LLC	Veit & Company, Inc.	Environmental Remediation	54.8	0.0
TOTAL WORKFORCE HOURS			3,464.8	1,436.5
RPP PERCENTAGE REQUIREMENT			40.0%	
RPP PERCENTAGE TO DATE			41.5%	

Public & Entertainment Plaza: Total RPP By Zip Codes & Trade December 31, 2016

Table 21 - Public & Entertainment Plaza Total RPP by Zip Codes & Trade

Trade	# OF RPP WORKERS	ZIP CODE	TOTAL RPP HOURS THROUGH 12/31/16
Laborers	1	53215	438.5
	2	53219	373.5
Heavy Equipment Operator	1	53219	203.0
	1	53225	421.5
	5	TOTAL	1,436.5

RPP by Aldermanic Districts



District Number	# of RPP Workers
District 1	15
District 2	15
District 3	5
District 4	3
District 5	20
District 6	13
District 7	20
District 8	22
District 9	11
District 10	23
District 11	43
District 12	11
District 13	15
District 14	11
District 15	20
Total	247

Legend

- 1 - 5 RPP Workers
- 6 - 15 RPP Workers
- 16 - 25 RPP Workers
- 26+ RPP Workers

This map shows district numbers. Refer to chart for number of RPP workers



Prepared by
Prism Technical Management & Marketing Services, LLC
in conjunction with Cross Management Services, Inc.