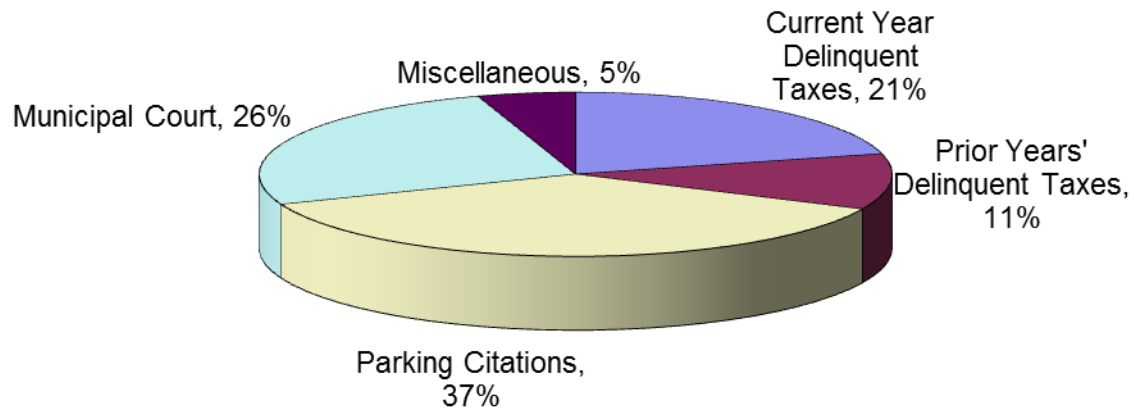


Outstanding Receivables Report

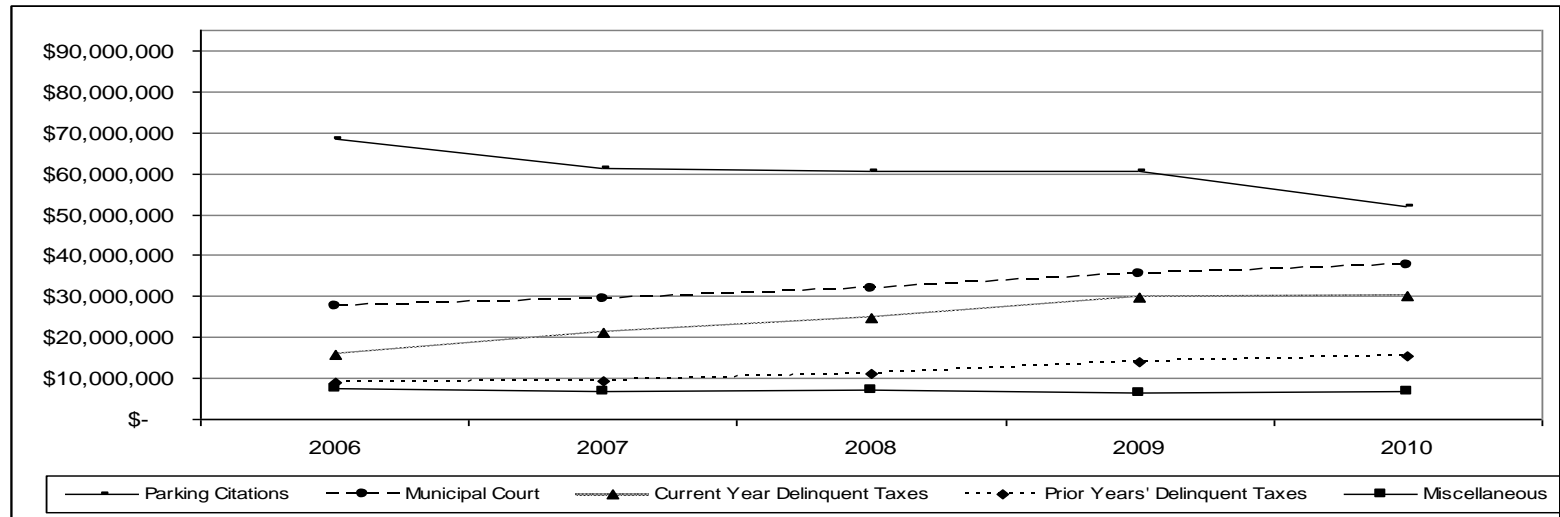


W. Martin Morics
Comptroller
August 2011

Outstanding Receivables as of December 31, 2010

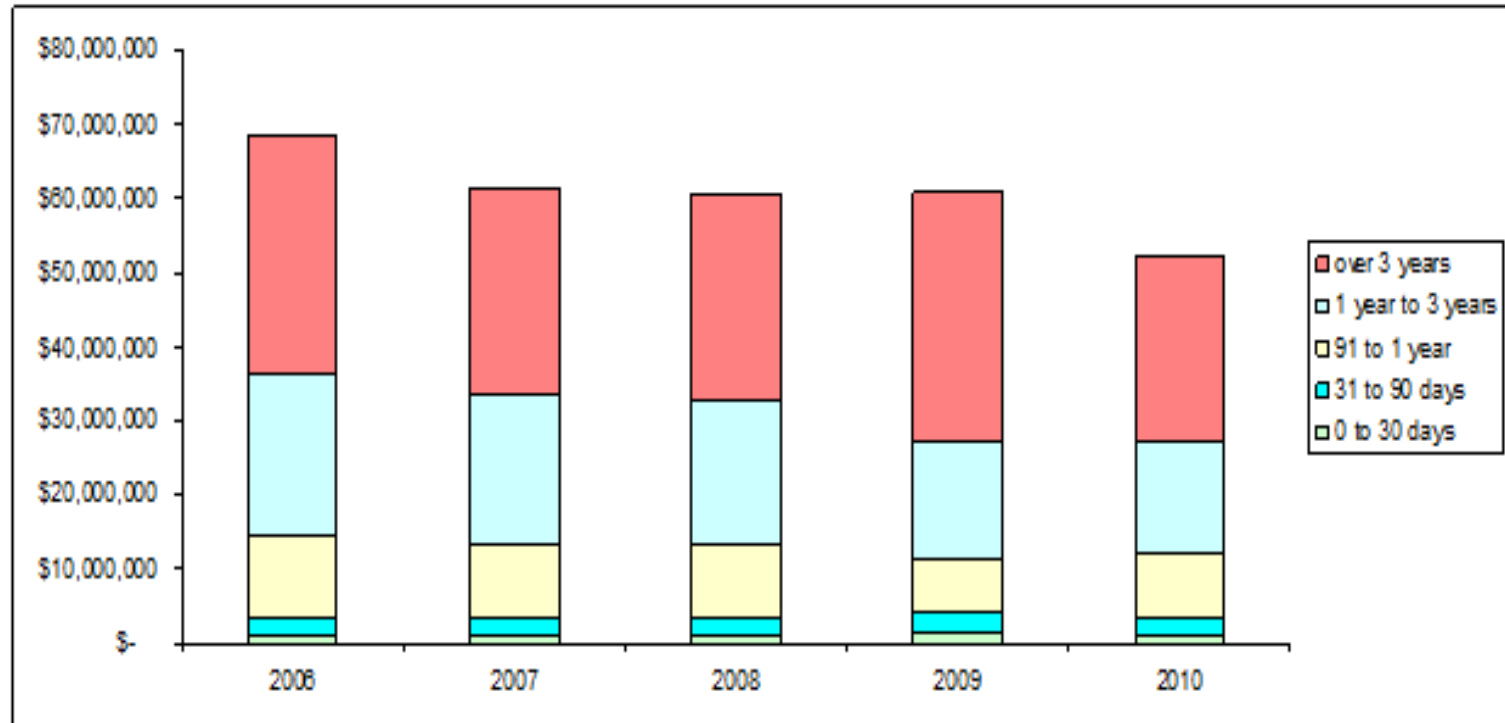


Outstanding Receivables at Year End 2006-2010

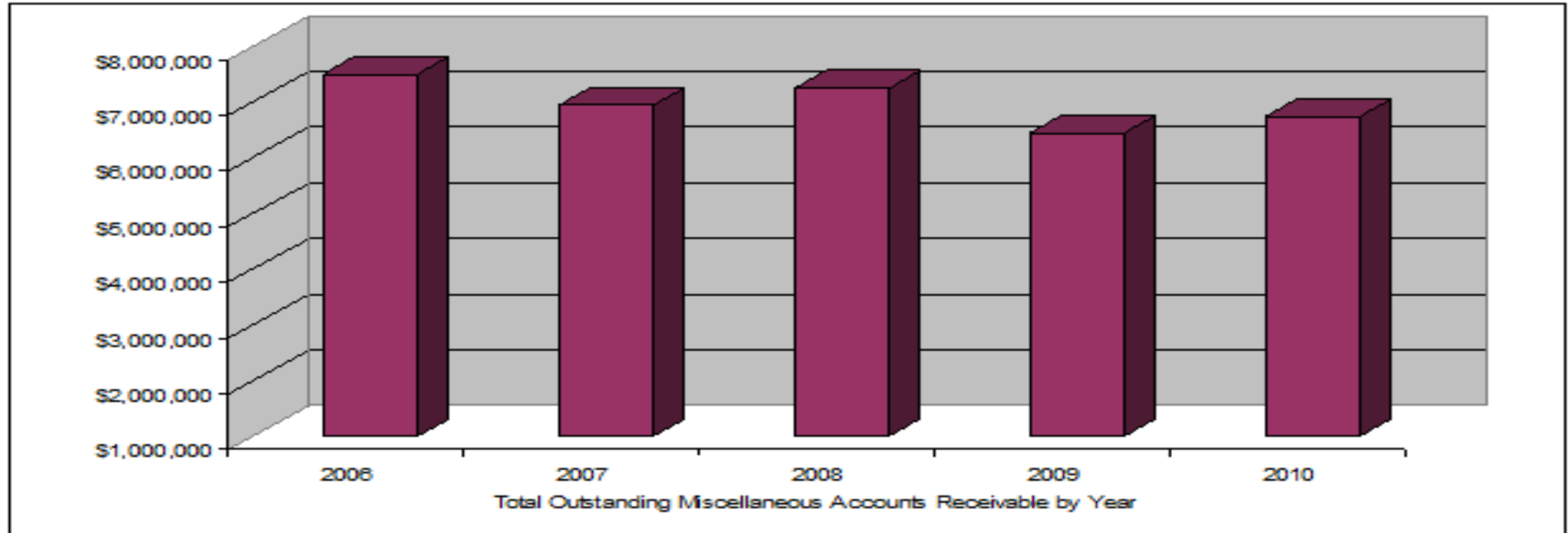


| | 2006 | | 2007 | | 2008 | | 2009 | | 2010 | |
|-------------------------------|-----------|--------------------|-----------|--------------------|-----------|--------------------|-----------|--------------------|-----------|--------------------|
| Parking Citations | \$ | 68,400,000 | \$ | 61,212,000 | \$ | 60,606,000 | \$ | 60,679,000 | \$ | 52,158,000 |
| Municipal Court | | 27,650,000 | | 29,494,000 | | 32,076,000 | | 35,487,000 | | 37,479,000 |
| Current Year Delinquent Taxes | | 15,615,000 | | 21,079,000 | | 24,675,000 | | 29,872,000 | | 30,237,000 |
| Prior Years' Delinquent Taxes | | 8,929,000 | | 9,297,000 | | 11,004,000 | | 13,940,000 | | 15,465,000 |
| Miscellaneous | | 7,508,000 | | 6,937,000 | | 7,250,000 | | 6,439,000 | | 6,734,000 |
| TOTAL | \$ | 128,102,000 | \$ | 128,019,000 | \$ | 135,611,000 | \$ | 146,417,000 | \$ | 142,073,000 |

Parking Fund Receivables Aging



Outstanding Miscellaneous Accounts Receivable



| | 2006 | 2007 | 2008 | 2009 | 2010 | Change 2006-2010 |
|------------------------|---------------------|---------------------|---------------------|---------------------|---------------------|---------------------|
| City Clerk | \$ - | \$ 151,000 | \$ 60,000 | \$ - | \$ 1,000 | \$ 1,000 |
| City Attorney | 128,000 | 78,000 | - | 38,000 | 83,000 | (45,000) |
| City Development | 299,000 | 297,000 | 297,000 | 297,000 | 297,000 | (2,000) |
| Comptroller | 105,000 | 258,000 | 195,000 | 193,000 | 222,000 | 117,000 |
| Employee Relations | 1,011,000 | 598,000 | 352,000 | 920,000 | 1,269,000 | 258,000 |
| Dept of Administration | 29,000 | 21,000 | 23,000 | 94,000 | 22,000 | (7,000) |
| Fire Department | 97,000 | 88,000 | 137,000 | 92,000 | 60,000 | (37,000) |
| Health Department | 857,000 | 193,000 | 92,000 | 101,000 | 101,000 | (756,000) |
| Police Department | 1,645,000 | 1,645,000 | 1,652,000 | 1,640,000 | 1,640,000 | (5,000) |
| Port of Milwaukee | 919,000 | 1,602,000 | 2,234,000 | 994,000 | 957,000 | 38,000 |
| Public Works | 2,409,000 | 1,998,000 | 2,198,000 | 2,055,000 | 2,066,000 | (343,000) |
| Treasurer | 9,000 | 8,000 | 10,000 | 15,000 | 16,000 | 7,000 |
| TOTAL | \$ 7,508,000 | \$ 6,937,000 | \$ 7,250,000 | \$ 6,439,000 | \$ 6,734,000 | \$ (774,000) |

Outstanding Receivables Report



W. Martin Morics

Comptroller

August 2011