

CITY OF MILWAUKEE HEALTH DEPARTMENT UPDATE

KIRSTEN JOHNSON
COMMISSIONER OF HEALTH

PUBLIC HEALTH AND SAFETY COMMITTEE MARCH 2021



AGENDA

- 1 Year Recognition
- Vaccine Update
- Data
- Gating Criteria/Orders
- Enforcement
- 140 Update



1 YEAR RECOGNITION

TIMELINE

- March 13, 2020 - 1st case
- 590 Deaths
- 63,346 Cases
- 103,427 tests conducted at Miller Park
- 28,788 tests conducted at MHD Lab



VACCINE UPDATE

MHD HAS ADMINISTERED OVER 45,000 DOSES TO DATE

- Wisconsin Center
- Community Sites
 - Plan being developed for next two months
 - St. Ben's & All Saints Church
- Educators
 - Wisconsin Center
 - Villard Street Library, Mitchell Street Library
 - North and South Division High Schools
- FEMA
 - 57 Medical Staff (25 HHS – RN and other, 15 US Forest Service – EMT, 8 VA – 6 RN, 2 LPN, 9 USDA Vet Techs)
 - 10 Non-Medical



VACCINATIONS

ADDRESSING EQUITY

- Phase 2/3 – WC/Mobile
 - Education and child care
 - Individuals enrolled in Medicaid long-term care programs
 - Some public-facing essential workers
 - Non-frontline essential health care personnel
 - Facility staff and residents in congregate living settings
- Leverage Partnership
 - Various Churches
 - Northwestern Mutual
 - FQHCs
 - Children’s Hospital
 - UWM
 - Medical College of Wisconsin
- Phase 4 – Tentative 1C
 - All previously eligible populations (65+)
 - Underlying health conditions
 - DHS working on additional eligibility



VACCINE ALLOCATIONS

THROUGH WEEK OF MARCH 8TH

	# 1st Doses Requested	# 1st Doses Received	# 2nd Doses Received
4-Jan	120	120 Pfizer	n/a
11-Jan	1,140	1,140 Pfizer	n/a
18-Jan	3,600	3,510 Pfizer	n/a
25-Jan	4,680	3,390 Pfizer	120 Pfizer
1-Feb	2,925	2,700 Moderna	1,140 Pfizer
8-Feb	1,340	1,300 Moderna	3,510 Pfizer
15-Feb	4,000	2,000 Moderna	3,390 Pfizer
22-Feb	5,000	3,000 Moderna	n/a (using carry over from previous week)
1-Mar	10,000	2,000 Moderna & 9,360 Pfizer	2,700 Moderna
8-Mar	10,000	8,190 (anticipated)	1,300 Moderna (anticipated)



City of Milwaukee COVID-19 Statistics

March 1, 2020-March 10, 2021
Updated on Weekdays by 3:00 PM

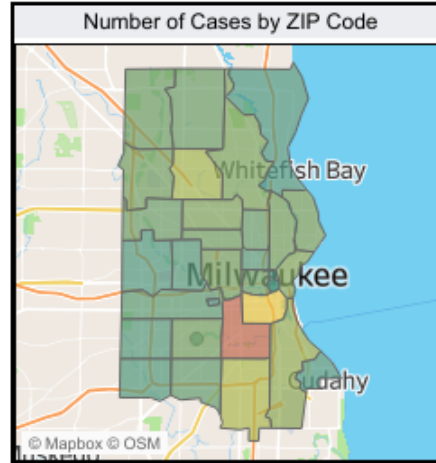
63,346
Positive Cases

590
Deaths

Source of Lab Testing		
Type	Count	Percent of Total
Commercial	726,757	97.9%
Milwaukee Health Department Laboratory	14,108	1.9%
Wisconsin State Lab of Hygiene	3,604	0.5%

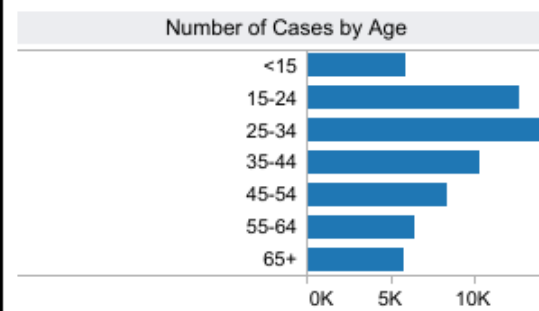
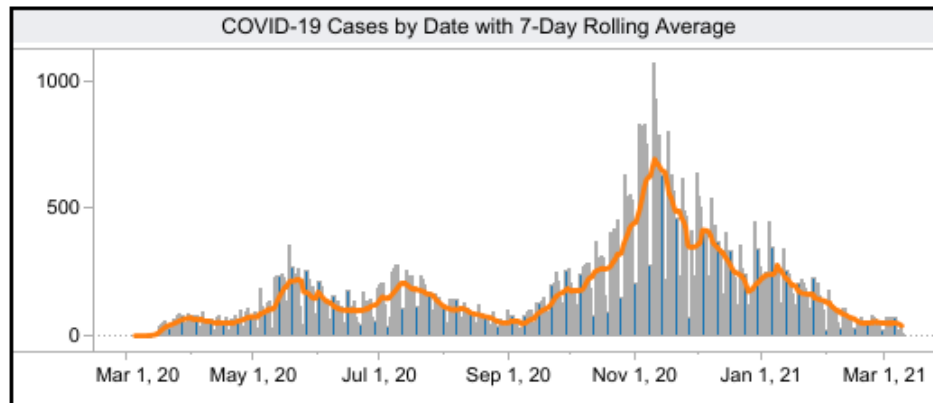
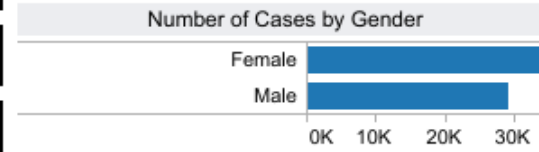
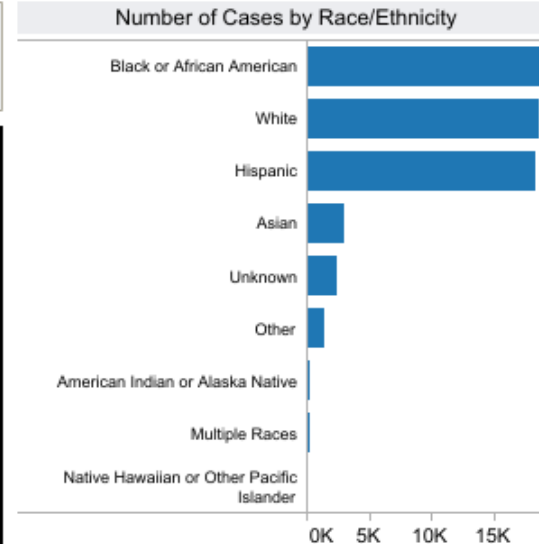
Select Date Range

All



*Represents positive and negative test results

Cumulative COVID-19 Hospitalizations		
Status	Count	Percent of Total
Hospitalized	4,521	7.1%
Not Hospitalized	35,229	55.6%
Unknown	23,596	37.2%



Data Source: Wisconsin Disease Surveillance System. Values between 1-5 records have been suppressed to protect individual confidentiality. It can take between 4-8 days for trends to stabilize due to delays in reporting.

- Deaths
- Testing
- Key Indicators
- Additional Resources

OTHER UPDATES

- Gating Criteria/Orders
 - Consideration to adding burden
 - Expect new orders on 3/18
- Enforcement
- 140 Update

THANK YOU