


# Granville CHARENTE

Winter 2017



*Transforming underutilized retail in today's market.*



# Area Demographics

## AGE GROUP



## LAND USE



**23,534**

residents in Granville


**56%**

residents with post-high school education

**58%**

renter-occupied housing

## ETHNICITY



## VACANCY



**COMMERCIAL**

803.5 acres

**INDUSTRIAL**

770.7 acres


# Employment Demographics

## MANUFACTURING


**\$36,250**  
average wage

**\$38,718**  
median household income

**\$21,300**  
average wage



**62%**  
**workers**  
**earn over**  
**\$40k/year**



**22%**  
**workers**  
**earn over**  
**\$40k/year**

Top Employment Sectors for Granville Workers



Top Employment Sectors for Granville Residents



# Employment Demographics

## JOBS

2005  
**33,500**

jobs in Granville

**9% job loss**

in past decade

2015

**30,737**

jobs in Granville




1,100

**WORK + LIVE IN GRANVILLE**

## TRAVEL TO JOBS

EMPLOYEES LEAVING GRANVILLE


92.8% of Labor Force



16,700

EMPLOYEES COMING TO GRANVILLE

96.5% Jobs in Granville



29,700