

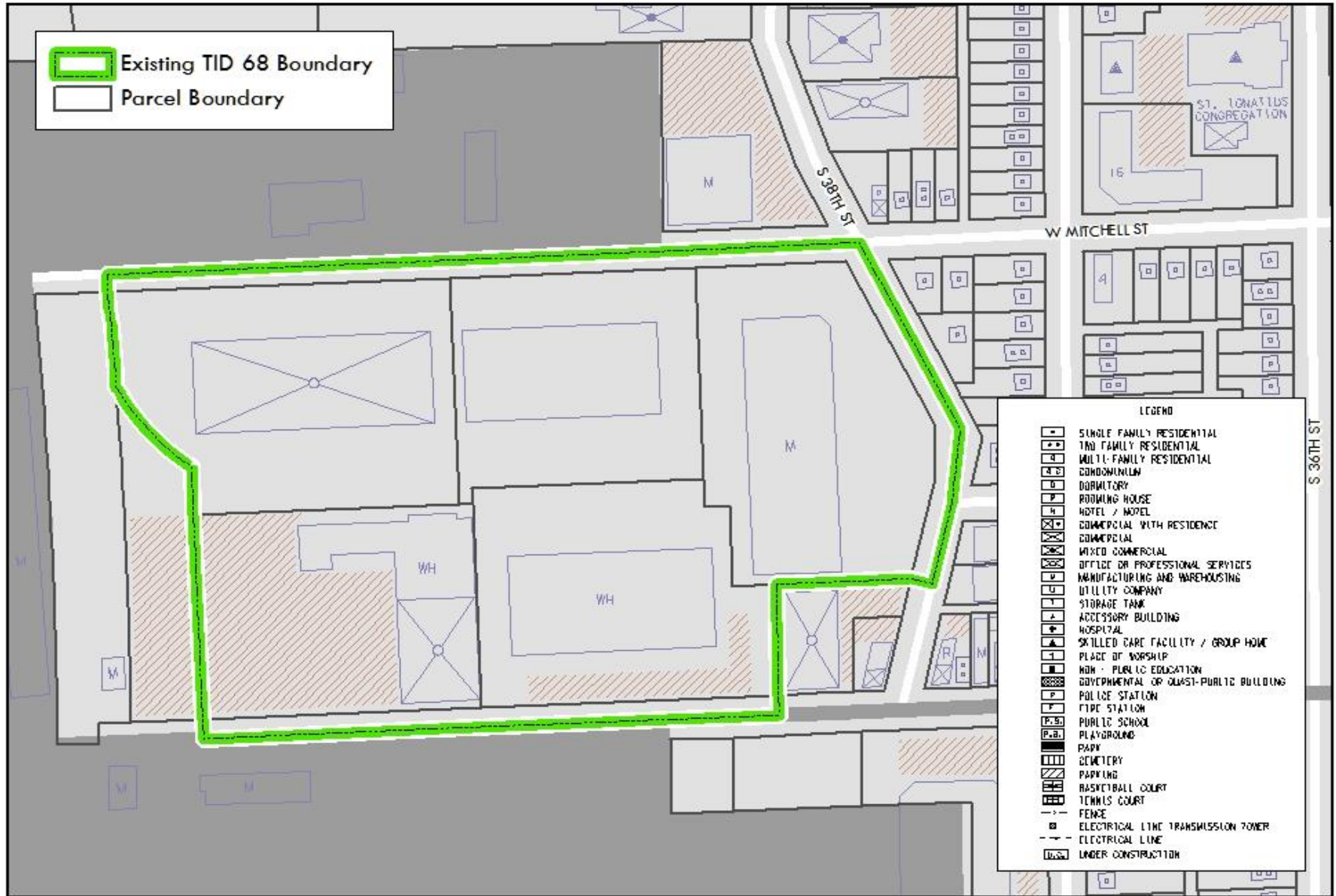


TID 54: STADIUM BUSINESS PARK BOUNDARY AND EXISTING LAND USE

Prepared by the Department of City Development, 11/10/2016
Source: City of Milwaukee Information and Technology Management Division



 Existing TID 68 Boundary
 Parcel Boundary



LEGEND

	SINGLE FAMILY RESIDENTIAL
	TWO FAMILY RESIDENTIAL
	MULTI-FAMILY RESIDENTIAL
	CONDOMINIUM
	DORMITORY
	ROOMING HOUSE
	HOTEL / MOTEL
	COMMERCIAL WITH RESIDENCE
	COMMERCIAL
	MIXED COMMERCIAL
	OFFICE OR PROFESSIONAL SERVICES
	MANUFACTURING AND WAREHOUSING
	UTILITY COMPANY
	STORAGE TANK
	ACCESSORY BUILDING
	HOSPITAL
	SKILLED CARE FACILITY / GROUP HOME
	PLACE OF WORSHIP
	K-12 PUBLIC EDUCATION
	GOVERNMENTAL OR QUASI-PUBLIC BUILDING
	POLICE STATION
	FIRE STATION
	PUBLIC SCHOOL
	PLAYGROUND
	PARK
	CEMETERY
	PARKING
	BASKETBALL COURT
	TENNIS COURT
	FENCE
	ELECTRICAL LINE TRANSMISSION TOWER
	ELECTRICAL LINE
	UNDER CONSTRUCTION

TID #54 Stadium Business Park

- Created in 2004
- Redevelopment of the former Ampco Metal foundry at 38th & West Mitchell Street
- \$2.8 million-Demo & environmental clean-up on 17-acre site
- 4 new buildings, 200,000 sf of light industrial space
(Tenants: Illco, Inc., Lennox Industries, UHS, Wesco Distribution, Inc., Amazon and an Aurora Clinic)
- 200+ employees working in business park

CALCULATION OF REMAINING AMOUNT TO BE RECOVERED IN TID 59	
	Bronzeville
	TID-59
Life-to-date 10-31-16 project expenditures	\$ 3,121,206
Estimated future project expenditures	
Remaining encumbrances	4,715
Remaining appropriation	303,903
Interest payments through December 31, 2016	734,841
Add bond interest costs:	
Scheduled 2017 to maturity	740,528
Estimated interest on future borrowings	179,309
Estimated future capitalized interest	41,021
Cumulative City of Milwaukee carrying cost 2016	29,149
Total project costs	5,154,673
Project revenues	(21,647)
Bond proceeds in excess of principal debt service payments	(173,955)
Net project costs to be recovered through tax increments	4,959,070
Tax increments levied:	
2005	
2006	117,489
2007	176,242
2008	370,216
2009	535,085
2010	297,155
2011	320,512
2012	122,876
2013	136,635
2014	122,098
2015	63,011
Total tax increments levied at December 31, 2015	2,261,319
Amount to be recovered before donation	2,697,751
Donation from TID 54	\$ (2,562,995)
Amount to be recovered	\$ 134,756
Remaining recovery years	16