



THE NORTHWESTERN MUTUAL TOWER AND COMMONS

SBE AND RPP PARTICIPATION THROUGH
DEC. 31, 2016

Prepared in conjunction with Prism Technical
Management & Marketing Services, LLC

TABLE OF CONTENTS

EXECUTIVE SUMMARY	2
OUR STORY	7
SMALL BUSINESS ENTERPRISE RESULTS	10
SBE Total Participation	12
SBE Professional Services Providers	18
SBE Construction Providers	20
RESIDENTS PREFERENCE PROGRAM	25
RPP Participation by Contractor	27
RPP Participation by Trade	33
MILWAUKEE ALDERMANIC DISTRICT MAP	40
APPRENTICESHIP PROGRAM	41

ON THE COVER:
Nikeisha Riseling, a carpenter's apprentice for JCP Construction, is enthusiastically following in her father's footsteps.



"My dad was a carpenter," she said. "Growing up, I was right beside him doing projects. Now, I like to build. I like to create."

After graduating from high school, Nikeisha worked first as a medical assistant and then in education before deciding it was time to do what she really loved. She went through training at WRTP/BIG STEP and was certified through the Residents Preference Program. Soon after, she

was working on The Tower and Commons.

Nikeisha is a strong believer in the program and thinks it needs more awareness.

"I don't think enough people know about RPP or what a union can do for you," she said. "In the trades, you get paid to get an education. You don't have to go into debt for it. It's great for people who graduate from high school and can't afford college. But we have to get the word out to the community."

And she's willing to put her beliefs into action. "I've been talking to people at my union about getting some of us out in the community to talk about things like apprenticeships and RPP so people will know," she said.

In the meantime, this carpenter's daughter is excited to complete her apprenticeship. "I can't wait to get my own box with my own tools. Then I'll really feel a part of all this."

SECTION 1

EXECUTIVE SUMMARY

Our decision to build a signature development downtown makes a huge statement about metro Milwaukee's attractiveness as a place to live and work and its ability to draw top talent and new businesses to the area. We are proud to call Milwaukee's lakefront our home.



Northwestern Mutual Tower and Commons Executive Summary

Small Business Enterprises in Milwaukee have been awarded \$121.5 million in contracts and commitments, or 32.1 percent of the total value of applicable construction and professional services contracts to date.

Milwaukee residents eligible under the Residents Preference Program (RPP) have performed 45.1 percent of the construction hours on the project to date.

Northwestern Mutual is committed to Milwaukee's success.

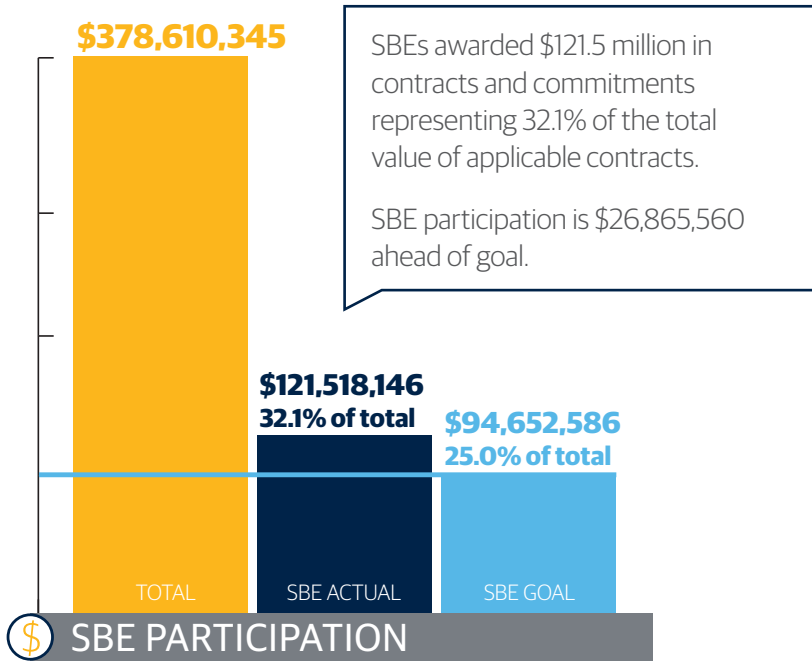
Whether it's our promise to keep or add good-paying jobs at our downtown headquarters; the millions of dollars in philanthropic donations we make in the area; our partnerships in the Amani, Metcalfe Park and Muskego Way neighborhoods; or working hard to make sure local small businesses get the chance to help build our new Tower and Commons, it's all our way of saying, "We Believe in Milwaukee!"

We promised by the end of our building project in 2017 that 25.0 percent of the total value of applicable contracts awarded to build our Tower and Commons would go to Milwaukee Small Business Enterprises (SBEs). We promised that at least 40.0 percent of the labor hours on the project would be worked by Milwaukee residents eligible under the Residents Preference Program (RPP).

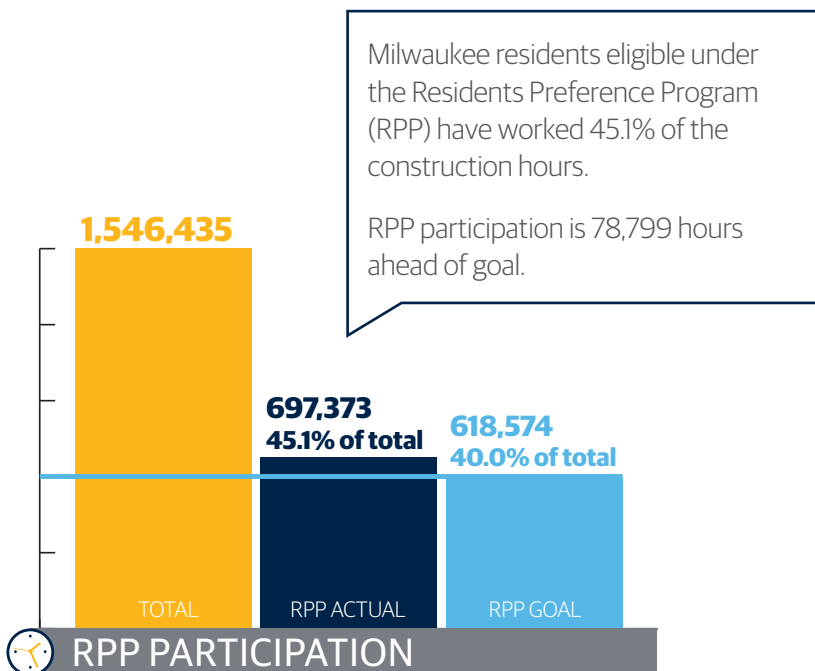
Recognizing that each quarter along the way we may be somewhat above or below the ultimate goal, we are pleased to report that we are ahead of these goals as of Dec. 31, 2016.

Northwestern Mutual Tower and Commons Construction

Start of Project through Dec. 31, 2016



Dollar Value of Applicable Contracts Awarded



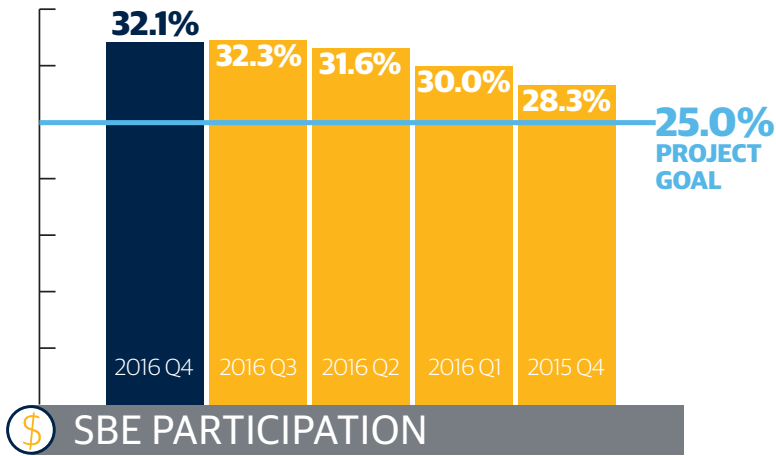
Construction Hours Worked

PROJECT HIGHLIGHTS

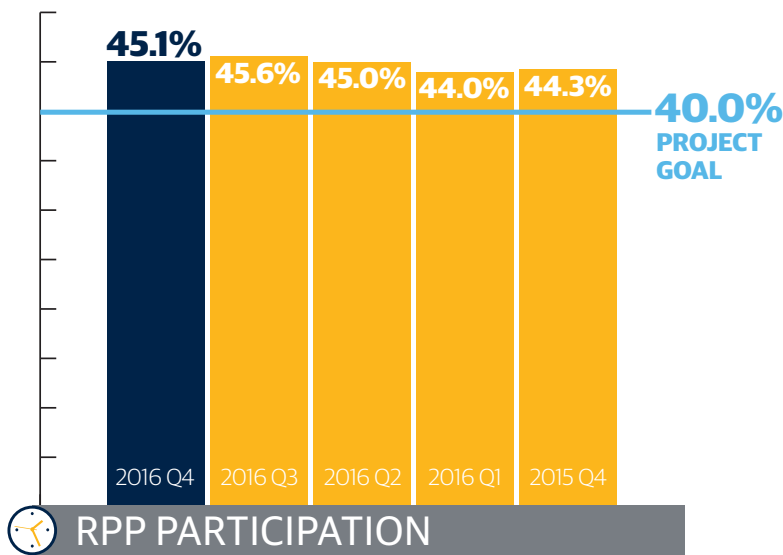
- \$378.6 million in applicable contracts awarded.
- \$121.5 million in contracts and commitments (32.1 percent of total) awarded to City of Milwaukee Small Business Enterprises (SBEs), exceeding 25.0 percent goal.
- Residents Preference Program (RPP) participation is ahead of goal. Milwaukee residents eligible under RPP have worked 45.1 percent of construction hours.
- 770 City of Milwaukee residents hired through RPP.
- 210 apprentices working on the project.
- Outreach to more than 100 community-based organizations to help ensure project participation from diverse segments of the Milwaukee community.
- More than 600 individuals connected to career pathways training and preparation programs through our partnership with Wisconsin Regional Training Partnership (WRTP)/BIG STEP.
- More than 133 of the workers hired through RPP received job training in WRTP/BIG STEP's targeted workforce training program.

Northwestern Mutual Tower and Commons Construction

Start of Project through Dec. 31, 2016



Percentage of Applicable Contract Dollar Value Awarded to SBEs



Percentage of Construction Hours Worked by RPP Participants

PROJECT STATUS

AS OF DEC. 31, 2016

- Glass curtain wall completed.
- Northwestern Mutual signage installed.
- Focus shifts to interiors.
- Streetscaping work progresses.
- Skip hoist removed.
- Landscaping work begins.

LOOKING AHEAD

- Tower crane removed.
- Exterior completed.
- Interior floors finished and furnished.
- All landscaping completed.
- Loading dock opened.
- All crosswalks and traffic lanes reopened.
- Keys turned over to Northwestern Mutual.



Northwestern Mutual Tower and Commons Construction

Participation Performance Report

This Northwestern Mutual Tower and Commons Participation Performance Report details Northwestern Mutual's progress toward meeting the goals of the Human Resources Agreement it has with the City of Milwaukee. In constructing the 1.1 million-square-foot expansion of its downtown Milwaukee office complex, Northwestern Mutual has agreed to:

- Use certified Small Business Enterprises (SBEs) and/or businesses certified under equivalent programs for 25.0 percent of applicable construction costs.
- Use underemployed City of Milwaukee residents via the Residents Preference Program (RPP) for 40.0 percent of the construction hours worked.
- Ensure payment of prevailing wages where applicable.

Northwestern Mutual has engaged a building design, construction and consulting team that understands the critical importance we have placed on meeting these SBE and RPP goals.

Development Manager:
Hines

General Contractor Team:
Gilbane | C. G. Schmidt Inc.

Participation Coordinator:
Prism Technical

SECTION 2

OUR STORY

Northwestern Mutual has called Milwaukee home since 1859.

Today, more than 4.4 million people rely on Northwestern Mutual for insurance and investment solutions.



THE TOWER

32 stories
550 feet
Second tallest building in state
Largest building in city occupied by one company

Our investment in our downtown campus is also an investment in Milwaukee.

The entire metro area benefits when top employers make a long-term commitment to grow in downtown Milwaukee. It means more jobs, a stronger tax base, more community support from businesses, and more top talent giving back to all areas of the community.

1914 HEADQUARTERS

Iconic structure anchors downtown campus

THE COMMONS

3 stories
Public dining and visitors center
Community access



Harambee Community School, 2002



City Homes, 1996



Habitat for Humanity, 2000

Through our foundation, Northwestern Mutual has long been a contributor to projects that improve our Milwaukee communities. We don't just build high-rises. We also help build homes and schools.

We've grown up with Milwaukee as our hometown for nearly 160 years.

We are stewards of our communities by bringing together groups of people and organizations and leveraging the power of our employees, field and financial resources to improve the lives of children and families.

We're committed to helping kids in our communities succeed, and recently, we humbly accepted three awards recognizing that commitment. **Milwaukee Succeeds** awarded our company its inaugural Corporate Citizenship Award for significant and longstanding commitment to improving education for all children in Milwaukee. **Big Brothers Big Sisters** honored us with the Martin F. Stein Champion of Children Award, which recognizes ongoing dedication and notable leadership in improving the lives of children in Milwaukee and Waukesha counties. **Make-A-Difference Wisconsin** recognized our company with the Lloyd Levin Difference Maker Award for our dedication and positive impact on teen financial literacy.



Each year, hundreds of Northwestern Mutual employees participate in our **Days of Sharing** program. The campaign awards \$1,000 to \$10,000 grants to 25 nonprofits chosen at random from employee nominations. In 2016, \$225,000 in Days of Sharing grants was awarded by our Northwestern Mutual Foundation. The program also enables employees to vote for pre-selected nonprofits to receive grants totaling \$125,000. The six chosen in 2016 were the Alzheimer's Association of Wisconsin, Diverse & Resilient, Make a Difference Wisconsin, Make a Wish Wisconsin, Milwaukee Homeless Veteran's Initiative and PEARLS for Teen Girls. Since 2007, we've awarded more than \$1.3 million in grants through our Days of Sharing program.



SECTION 3

SMALL BUSINESS ENTERPRISE RESULTS

We believe in promoting a healthy business environment. Strong businesses, especially small- and medium-sized companies, are the backbone of the city's economy. They contribute to the vitality of the city.

Tower and Commons Small Business Enterprise (SBE) Participation

Northwestern Mutual and the City of Milwaukee share an interest in promoting a healthy local business environment. Strong businesses, especially small- and medium-sized companies, are the backbone of the city's economy. They create jobs, pay taxes, and contribute to the vitality of the city.

That's why we set a goal for our downtown development to not only have an impact on our business, but to help raise the tide for many businesses in the city.

Small Business Enterprises are companies with annual revenues below a stated floor and typically owned by one or more individuals who are at an educational, social, economic or other disadvantage. SBEs, including many businesses owned by minorities, women and military veterans involved in building design and construction, are an integral part of creating our Tower and Commons.

TABLE 1: SBE PARTICIPATION LEVEL

Start of Project through Dec. 31, 2016

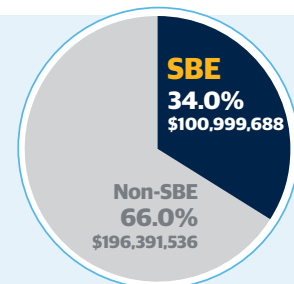
TOTAL VALUE OF APPLICABLE CONTRACTS AWARDED		\$378,610,345	
	GOAL	ACTUAL	STATUS
SBE Participation Percentage	25.0%	32.1%	+7.1
Value of SBE Contracts Awarded	\$94,652,586	\$121,518,146	+\$26,865,560



CONTRACT PAYMENTS MADE

SBEs have received 34.0 percent or \$100,999,688 of applicable project contract payments made through Dec. 31, 2016. Payments on

contracts awarded will continue to be made throughout the project as work is completed.



Numerical data presented in separate tables may differ slightly due to rounding.

SMALL BUSINESS ENTERPRISES

Constructing a high-rise office building requires a wide variety of construction-related services. We're proud to involve a large number of companies in building our Tower and Commons. Table 2 shows details of all Small Business Enterprises involved from the start

of the project to date. For ease of reference, we have also broken out the SBE professional services providers (see Table 3, page 18) from the SBE construction providers (see Table 4, page 20).

TABLE 2: TOTAL SBE PARTICIPATION (PROFESSIONAL SERVICES AND CONSTRUCTION)

SBE FIRM	SUBCONTRACTOR TO	TRADE/DESCRIPTION OF WORK	TOTAL CONTRACT AMOUNT	AMOUNT PAID THROUGH 12/31/2016
Affirmative Supply Co.	Central Ceiling Systems Inc.	Acoustical Ceiling Tile Supply	\$ 274,000	\$ -
American Design Inc.	Kendall Heaton Associates	East Office Building Demolition	\$ 43,320	\$ 43,320
American Design Inc.	Kendall Heaton Associates	East Office Building Selective Salvage	\$ 6,313	\$ 6,313
American Design Inc.	Valerio Dewalt Train Associates	Fitness Center Architectural Services/CD Production	\$ 109,400	\$ 100,162
American Design Inc.	Valerio Dewalt Train Associates	Office Architectural Services/CD Production	\$ 661,955	\$ 493,386
Arrow-Crete Construction LLC	Globe Contractors Inc.	Concrete	\$ 104,987	\$ 104,987
Arteaga Construction Inc.	Veit & Co. Inc.	Crane	\$ 24,080	\$ 24,080
Arteaga Construction Inc.	Langer Roofing & Sheet Metal Inc.	Labor and Materials	\$ 1,440,042	\$ 1,392,714
ASAP Fastening Systems Inc.	Construction Supply & Erection	Supplier of Various Fasteners	\$ 3,418	\$ 3,418
Autumn Trucking Inc.	Veit & Co. Inc.	Fuel and Oil	\$ 259,371	\$ 259,371
Autumn Trucking Inc.	Globe Contractors Inc.	Fuel	\$ 120,006	\$ 120,006
Autumn Trucking Inc.	Veit & Co. Inc.	Fuel and Oil	\$ 192,854	\$ 192,854
B & D Contractors	Klein-Dickert Milwaukee Inc.	Install Mirrors and Glass	\$ 430,849	\$ 165,897
Barrientos Design & Consulting Inc.	Kendall Heaton Associates	Van Buren Bridge Project	\$ 166,610	\$ 156,944
Belonger Corp. Inc.	Gilbane C.G. Schmidt Inc.	Interior HVAC	\$ 2,628,011	\$ 2,036,627
Best Erectors Inc.	C.G. Schmidt Inc.	Curtainwall Insulation	\$ 102,416	\$ 100,706
Best Erectors Inc.	Grunau Co. Inc.	Installation/Erection	\$ 2,625,000	\$ 1,497,252
Best Erectors Inc.	Klein-Dickert Milwaukee Inc.	Curtainwall Insulation	\$ 754,530	\$ 549,111
Best Erectors Inc.	Midwest Stairs & Iron Inc.	Miscellaneous Metals	\$ 1,700,000	\$ 1,569,364
BestEd Business	Gilbane C.G. Schmidt Inc.	Safety Protection	\$ 22,207	\$ 22,207
BestEd Business	Central Ceiling Systems Inc.	Safety Equipment	\$ 603	\$ 603
BMR Design Group Inc.	USA Fire Protection Inc.	Professional Services	\$ 203,309	\$ 203,309
CH Coakley & Co.	Otis Elevator Co.	Offsite Storage and Trucking	\$ 150,000	\$ 152,154

(CONTINUED ON PAGE 13)

TABLE 2: TOTAL SBE PARTICIPATION (PROFESSIONAL SERVICES AND CONSTRUCTION) (CONTINUED)

SBE FIRM	SUBCONTRACTOR TO	TRADE/DESCRIPTION OF WORK	TOTAL CONTRACT AMOUNT	AMOUNT PAID THROUGH 12/31/2016
Choice Construction Co. Inc.	C.G. Schmidt Inc.	Welded Wire Fabric Reinforcing	\$ 2,423,043	\$ 2,202,353
Choice Construction Co. Inc.	Ceco Concrete Construction	Rebar Installation	\$ 873,000	\$ 870,374
Choice Construction Co. Inc.	LeJeune Steel Co.	Steel Erection	\$ 7,180,000	\$ 7,087,597
Con-Cor Co. Inc.	C.G. Schmidt Inc.	Concrete Cutting	\$ 1,139	\$ 1,139
Con-Cor Co. Inc.	Staff Electric Co. Inc.	Labor and Material Coring	\$ 10,350	\$ 10,350
Con-Cor Co. Inc.	Veit & Co. Inc.	Saw Cutting	\$ 5,760	\$ 5,760
Con-Cor Co. Inc.	Globe Contractors Inc.	Sawing	\$ 14,011	\$ 14,011
Con-Cor Co. Inc.	Giles Engineering Associates Inc.	Concrete Coring Services	\$ 79,043	\$ 79,043
Con-Cor Co. Inc.	Munson Inc.	Core-Drilling Floor	\$ 5,775	\$ 5,775
Con-Cor Co. Inc.	Veit & Co. Inc.	Concrete Sawing	\$ 217,003	\$ 201,184
Con-Cor Co. Inc.	Novum Structures LLC	Hired Labor	\$ 92,963	\$ 92,963
Continuum Architects & Planners S.C.	Kendall Heaton Associates	Code Review and Permit Expediting Services	\$ 31,320	\$ 29,441
Continuum Architects & Planners S.C.	Kendall Heaton Associates	Old North Office Building Basement	\$ 97,265	\$ 92,402
Continuum Architects & Planners S.C.	Kendall Heaton Associates	South Office Building	\$ 15,979	\$ 4,325
DAAR Engineering Inc.	LeJeune Steel Co.	Surveying	\$ 25,194	\$ 25,194
DAAR Engineering Inc.	Gilbane C.G. Schmidt Inc.	Site Survey	\$ 356,483	\$ 347,685
DAAR Engineering Inc.	Construction Supply & Erection	Survey Work	\$ 536,069	\$ 536,069
Dairyland Electric Co. Inc.	Staff Electric Co. Inc.	Electrical	\$ 306,320	\$ 306,320
Dairyland Electric Co. Inc.	Staff Electric Co. Inc.	Switchgear	\$ 2,209	\$ 2,209
Dairyland Electric Co. Inc.	Staff Electric Co. Inc.	Electrical	\$ 16,624	\$ 16,624
Dairyland Electric Co. Inc.	Grunau Co. Inc.	Plumbing Labor/Supplier	\$ 819,206	\$ 739,631
Dairyland Electric Co. Inc.	Johnson Controls Inc.	AHU Shaft Fabrication Offsite	\$ 14,891	\$ 13,402
Dairyland Electric Co. Inc.	Johnson Controls Inc.	Electrical Controls Labor and Material	\$ 1,059,723	\$ 710,812
Dairyland Electric Co. Inc.	Pieper Electric Inc.	Install and Furnish Under Floor Wiring System	\$ 2,484,684	\$ 2,335,728
Dairyland Electric Co. Inc.	Staff Electric Co. Inc.	Install and Furnish Fire Alarm and Generator	\$ 3,812,922	\$ 3,411,178
Dairyland Electric Co. Inc.	Staff Electric Co. Inc.	Install and Furnish Tie/Data	\$ 2,222,879	\$ 1,781,394
Dairyland Electric Co. Inc.	Staff Electric Co. Inc.	Install and Furnish Sound Masking	\$ 240,164	\$ 222,193
Dakota Intertek Corp.	Giles Engineering Associates Inc.	Labor and Hand Augering Services	\$ 3,411	\$ 3,411

(CONTINUED ON PAGE 14)

TABLE 2: TOTAL SBE PARTICIPATION (PROFESSIONAL SERVICES AND CONSTRUCTION) (CONTINUED)

SBE FIRM	SUBCONTRACTOR TO	TRADE/DESCRIPTION OF WORK	TOTAL CONTRACT AMOUNT	AMOUNT PAID THROUGH 12/31/2016
Duwe Metal Products Inc.	C.G. Schmidt Inc.	Acoustic Screen Wall	\$ 60,304	\$ 60,304
Duwe Metal Products Inc.	Benson Industries Inc.	Shop and Field Labor and Miscellaneous Metals	\$ 8,700,500	\$ 6,443,994
Duwe Metal Products Inc.	Benson Industries Inc.	Provided Labor	\$ 445,190	\$ 445,190
Duwe Metal Products Inc.	Gilbane C.G. Schmidt Inc.	Interior Miscellaneous Metals	\$ 83,413	-
Duwe Metal Products Inc.	Gilbane C.G. Schmidt Inc.	Hoist Embed Work	\$ 125,250	\$ 125,250
Duwe Metal Products Inc.	Glenn Rieder Inc.	Furnishing Decorative Metal Items	\$ 5,333	\$ 5,333
EKG Trucking LLC	Globe Contractors Inc.	Trucking and Permits	\$ 470,302	\$ 470,302
Emerald City Tile Inc.	Wisconsin Terrazzo & Tile Inc.	Provide and Coordinate Delivery Materials	\$ 226,000	\$ 195,285
Equity Supply Group LLC	Boelter LLC	Tray Conveyors for Dishroom	\$ 440,647	\$ 440,647
Equity Supply Group LLC	Thorne Associates Inc.	Framing and Drywall Materials	\$ 2,128,762	\$ 2,128,762
Equity Supply Group LLC	Sergenian's Floor Coverings	Provide Flooring Material	\$ 801,918	\$ 801,918
ER Abernathy Industrial Inc.	Gilbane C.G. Schmidt Inc.	Safety Protection	\$ 5,280	\$ 1,286
Fusion Integrated Solutions LLC	HMA Consultants Inc.	Construction Services	\$ 45,000	\$ 10,983
Gibraltar Industries	Gilbane C.G. Schmidt Inc.	Cleaning Services	\$ 10,937	\$ 10,937
Gordan Solutions	Milwaukee Plate Glass Co.	Labor/Filming	\$ 881,742	\$ 212,545
Greenfire Management Services LLC	Gilbane C.G. Schmidt Inc.	Project Engineering Services	\$ 358,400	\$ 322,064
Hard Rock Sawing & Drilling Specialists Co.	Veit & Co. Inc.	Concrete Sawing	\$ 17,300	-
Hard Rock Sawing & Drilling Specialists Co.	Veit & Co. Inc.	Concrete Cutting	\$ 9,240	\$ 9,240
Hawk Construction LLC	C.G. Schmidt Inc.	Foundations and Helical Piers	\$ 27,929	\$ 27,929
Hawk Construction LLC	Veit & Co. Inc.	Hydro Excavation	\$ 49,342	\$ 49,342
Hetzel Tile & Marble Inc.	Gilbane C.G. Schmidt Inc.	Hard Tile/Interior Stone Installation	\$ 3,887,239	\$ 1,577,586
Hetzel-Sanfilippo Inc.	Benson Industries Inc.	Glass Handrails	\$ 599,209	\$ 381,580
Hetzel-Sanfilippo Inc.	Central Ceiling Systems Inc.	Acoustic Ceilings 9D	\$ 800,000	\$ 790,450
Hetzel-Sanfilippo Inc.	Gilbane C.G. Schmidt Inc.	Miscellaneous General Conditions	\$ 74,893	\$ 67,620
Hetzel-Sanfilippo Inc.	Gilbane C.G. Schmidt Inc.	Mock Up	\$ 477,282	\$ 477,282
Hetzel-Sanfilippo Inc.	Thorne Associates Inc.	Framing and Drywall	\$ 2,600,000	\$ 2,476,491
Hetzel-Sanfilippo Inc.	Langer Roofing & Sheet Metal Inc.	Labor and Materials	\$ 65,000	\$ -
Hiram Power Electric	Staff Electric Co. Inc.	Furnish Electrical Fixtures	\$ 30,602	\$ 30,602

(CONTINUED ON PAGE 15)

TABLE 2: TOTAL SBE PARTICIPATION (PROFESSIONAL SERVICES AND CONSTRUCTION) (CONTINUED)

SBE FIRM	SUBCONTRACTOR TO	TRADE/DESCRIPTION OF WORK	TOTAL CONTRACT AMOUNT	AMOUNT PAID THROUGH 12/31/2016
Hiram Power Electric	Staff Electric Co. Inc.	Furnish Medium Voltage	\$ 10,908	\$ 10,908
Hiram Power Electric	Staff Electric Co. Inc.	Furnish Miscellaneous Materials	\$ 154,383	\$ 93,716
House of Stone Inc.	Structures Hardscapes Specialists	Masonry	\$ 461,420	\$ 64,180
House of Stone Inc.	Boelter LLC	Stone Tops	\$ 525,000	\$ 48,900
House of Stone Inc.	Glenn Rieder Inc.	Furnish and Installation of Quartz and Solid Surface	\$ 714,716	\$ 99,898
Hurt Electric Inc.	Staff Electric Co. Inc.	Install and Furnish Distribution and UPS	\$ 5,277,987	\$ 4,806,841
Hurt Electric Inc.	Staff Electric Co. Inc.	Fixtures and Lamps	\$ 2,895,181	\$ 2,656,821
Hurt Electric Inc.	Pieper Electric Inc.	Install and Furnish Lighting Control System	\$ 1,690,073	\$ 1,318,363
HVA Products Inc.	Grunau Co. Inc.	Fuel Controls	\$ 55,815	\$ 55,815
IBC Engineering Services Inc.	Alvine Engineering	MEP Engineering for Tower Center TI	\$ 495,760	\$ 410,760
IBC Engineering Services Inc.	Aquatic Design & Engineering Inc.	Electrical Engineering	\$ 33,275	\$ 27,675
IBC Engineering Services Inc.	Sebesta Blomberg & Associates	Mechanical and Electrical Commissioning Services	\$ 45,760	\$ 7,300
JCP Construction LLC	Gilbane C.G. Schmidt Inc.	Foundation Waterproofing	\$ 3,775,618	\$ 3,273,861
JCP Construction LLC	Glenn Rieder Inc.	Onsite Installation Labor	\$ 1,488,020	\$ 71,535
JCP Construction LLC	Thorne Associates Inc.	Framing/Drywall/Labor	\$ 3,000,000	\$ 2,867,183
JCP Construction LLC	Boelter LLC	Labor	\$ 292,000	\$ 113,653
JCP Construction LLC	USA Fire Protection Inc.	Professional Services	\$ 76,989	\$ 38,664
KMI Construction LLC	C.G. Schmidt Inc.	Masonry	\$ 4,150	\$ 4,150
KMI Construction LLC	Gilbane C.G. Schmidt Inc.	Masonry	\$ 7,500,525	\$ 6,115,687
Marek Landscaping LLC	Veit & Co. Inc.	Erosion Control	\$ 49,352	\$ 49,352
McDowell Construction Corp.	Veit & Co. Inc.	Fencing	\$ 77,423	\$ 77,423
McDowell Construction Corp.	Globe Contractors Inc.	Asphalt	\$ 98,658	\$ 98,658
McKinley's Corp.	Grunau Co. Inc.	HVAC Demolition	\$ 16,400	\$ 16,400
Metropolitan Services Inc.	Globe Contractors Inc.	Traffic Control	\$ 151,998	\$ 151,998
Milwaukee Metal Products Co.	Benson Industries Inc.	Fabricators of Embeds and Miscellaneous Metals	\$ 361,303	\$ 361,303
Milwaukee Metal Products Co.	Klein-Dickert Milwaukee Inc..	Steel Fabrications	\$ 52,689	\$ 9,739
Milwaukee Metal Products Co.	Terra Engineering & Construction Corp.	Tieback Bearing Plates	\$ 4,692	\$ 4,692
Natural Athletic Turf LLC	Stano Landscaping	Hardscape Restoration	\$ 50,850	\$ 50,850

(CONTINUED ON PAGE 16)

TABLE 2: TOTAL SBE PARTICIPATION (PROFESSIONAL SERVICES AND CONSTRUCTION) (CONTINUED)

SBE FIRM	SUBCONTRACTOR TO	TRADE/DESCRIPTION OF WORK	TOTAL CONTRACT AMOUNT	AMOUNT PAID THROUGH 12/31/2016
Nexus Pest Solutions	Gilbane C.G. Schmidt Inc.	Pest Control	\$ 10,000	\$ 7,683
Nuvo Construction Co. Inc.	C.G. Schmidt Inc.	Concrete	\$ 4,624,304	\$ 4,624,304
Nuvo Construction Co. Inc.	Terra Engineering & Construction Corp.	Bulk Cement	\$ 128,824	\$ 128,824
P.A. Roeper & Associates Inc.	Graef USA	Drafting Services	\$ 22,500	\$ 22,500
P.L. Freeman Co.	Grunau Co. Inc.	HVAC and Plumbing Labor/Supplier	\$ 6,186,759	\$ 5,770,516
P.L. Freeman Co.	Terra Engineering & Construction Corp.	Wales	\$ 104,848	\$ 104,848
P.L. Freeman Co.	Langer Roofing & Sheet Metal Inc.	Roofing	\$ 159,685	\$ 158,530
Price and Sons Inc.	USA Fire Protection Inc.	Material Supplier	\$ 768,723	\$ 768,723
Price and Sons Inc.	Staff Electric Co. Inc.	Miscellaneous Supplier	\$ 2,293,104	\$ 2,253,546
Prism Technical Management & Marketing Services LLC	Northwestern Mutual	HR Consultant	\$ 546,155	\$ 519,114
Quorum Architects Inc.	Kendall Heaton Associates	Graphics/Wayfinding Consultant	\$ 249,740	\$ 215,314
Quorum Architects Inc.	The Office of James Burnett	Associate Landscape Architects	\$ 218,230	\$ 127,786
Rams Contracting Ltd.	Veit & Co. Inc.	Trucking	\$ 12,513	\$ 12,513
Rams Contracting Ltd.	Eco Blend	Furnish and Install ST-1 Soil	\$ 381,049	\$ 85,910
Rinka Chung Architecture Inc.	Buro Happold Consulting Engineers PC	Solar Reflectivity Site Assessment	\$ 6,000	\$ 3,001
Rinka Chung Architecture Inc.	Buro Happold Consulting Engineers PC	LEED Consulting	\$ 34,000	\$ 18,459
Rinka Chung Architecture Inc.	Kendall Heaton Associates	North Parking Garage	\$ 15,510	\$ 15,510
Rinka Chung Architecture Inc.	Valerio Dewalt Train Associates	Identity Center Café Architectural Services	\$ 9,500	\$ 9,500
Rinka Chung Architecture Inc.	Valerio Dewalt Train Associates	Credit Union Architectural Services	\$ 70,045	\$ 61,645
Rockwell Mechanical LLC	J.F. Ahern Co.	Chiller Procurement/Installation	\$ 418,380	\$ 418,380
Rockwell Mechanical LLC	Grunau Co. Inc.	HVAC Labor/Supplier	\$ 4,865,885	\$ 4,336,700
Security Officer Services Inc.	Gilbane C.G. Schmidt Inc.	Site Security	\$ 351,025	\$ 331,025
Security Officer Services Inc.	Benson Industries Inc.	Site Security	\$ 400,00	\$ 378,455
Sonag Ready Mix LLC	C.G. Schmidt Inc.	CIP Concrete	\$ 20,846	\$ 20,846
Sonag Ready Mix LLC	Ceco Concrete Construction	Concrete Material	\$ 1,085,618	\$ 1,085,618
Sonag Ready Mix LLC	Common Links Construction	Metal Framing, Drywall and Taping	\$ 1,017,630	\$ 962,463
Spann & Associates LLC	Gilbane C.G. Schmidt Inc.	Project Engineering Services	\$ 323,355	\$ 316,595
Superior Equipment & Supply Co.	Gilbane C.G. Schmidt Inc.	Ice Maker Supply	\$ 134,479	\$ 14,161

(CONTINUED ON PAGE 17)

TABLE 2: TOTAL SBE PARTICIPATION (PROFESSIONAL SERVICES AND CONSTRUCTION) (CONTINUED)

SBE FIRM	SUBCONTRACTOR TO	TRADE/DESCRIPTION OF WORK	TOTAL CONTRACT AMOUNT	AMOUNT PAID THROUGH 12/31/2016
Thomas A. Mason Co. Inc.	Central Ceiling Systems Inc.	Acoustic Ceilings 9D	\$ 7,387	\$ 7,387
Thomas A. Mason Co. Inc.	G3 Technologies Inc.	Floor Installation	\$ 1,485,933	\$ 1,209,759
Thomas A. Mason Co. Inc.	Gilbane C.G. Schmidt Inc.	Soft Flooring	\$ 1,965,209	\$ 847,712
Thomas A. Mason Co. Inc.	All-Tech Decorating Co.	Painting	\$ 805,040	\$ 651,549
Thomas A. Mason Co. Inc.	All-Tech Decorating Co.	Painting	\$ 197,781	\$ -
Thomas A. Mason Co. Inc.	Poblocki Sign Co.	Interior Signage Installation	\$ 14,265	\$ -
Thomas A. Mason Co. Inc.	Thorne Associates Inc.	Taping Labor	\$ 2,100,000	\$ 1,979,216
Tremmel-Anderson Trucking LLC	New Berlin Grading Inc.	Earthwork	\$ 6,025	\$ 6,025
Tremmel-Anderson Trucking LLC	Veit & Co. Inc.	Trucking	\$ 257,729	\$ 257,729
Valente Transport Inc.	Veit & Co. Inc.	Trucking/Disposal	\$ 828,802	\$ 828,802
Valente Transport Inc.	Veit & Co. Inc.	Trucking	\$ 760,581	\$ 760,581
Vizcaino's Trucking LLC	Veit & Co. Inc.	Trucking	\$ 20,164	\$ 20,164
Vizcaino's Trucking LLC	Globe Contractors Inc.	Trucking	\$ 127,324	\$ 127,324
Vizcaino's Trucking LLC	Veit & Co. Inc.	Trucking	\$ 267,734	\$ 267,734
White Glove Environmental	Gilbane C.G. Schmidt Inc.	Cleaning Services	\$ 9,700	\$ 8,000
ZS LLC	Applied Technical Services Inc.	Façade Access Design Services	\$ 62,975	\$ 58,093
ZS LLC	Entuitive Corp.	Building Enclosure Sub-Consultant	\$ 42,750	\$ 40,940
ZS LLC	Kendall Heaton Associates	Structural Engineering	\$ 23,124	\$ 23,124
ZS LLC	Magnusson Klemencic Associates	Structural Engineering	\$ 215,500	\$ 215,375
ZS LLC	Northwestern Mutual	Laser Scan	\$ 51,000	\$ 51,000
ZS LLC	Gilbane C.G. Schmidt Inc.	Engineering Services	\$ 49,280	\$ 48,640
ZS LLC	Novum Structures LLC	Laser Scanning Services	\$ 5,470	\$ 5,470
TOTAL SBE PARTICIPATION			\$ 121,518,146	\$ 100,999,688
% OF APPLICABLE CONTRACT VALUE AWARDED			32.1%	
% OF APPLICABLE PAYMENTS MADE				34.0%
TOTAL ADJUSTED CONSTRUCTION AND PROFESSIONAL SERVICES PROVIDER PARTICIPATION			\$ 378,610,345*	\$297,391,224*

*This total excludes contracts for specialty disciplines as well as those awarded prior to Dec. 1, 2012, including Kendall/Heaton Associates, Ring & DuChateau, Valerio Dewalt Train Associates and Pickard Chilton.

TABLE 3: SBE PROFESSIONAL SERVICES PROVIDERS

Much of the focus and excitement of a major building project is on the many construction and trade groups who lift skyscrapers out of the ground. Before a shovelful of dirt is moved, however, architects, engineers and

other professional service providers design and plan the structure. For ease of reference, we have separated just the SBE professional services providers listed in Table 2 and shown them here.


SBE FIRM	SUBCONTRACTOR TO	TRADE/DESCRIPTION OF WORK	TOTAL CONTRACT AMOUNT	AMOUNT PAID THROUGH 12/31/2016
American Design Inc.	Kendall Heaton Associates	East Office Building Demolition	\$ 43,320	\$ 43,320
American Design Inc.	Kendall Heaton Associates	East Office Building Selective Salvage	\$ 6,313	\$ 6,313
American Design Inc.	Valerio Dewalt Train Associates	Fitness Architectural Services/CD Production	\$ 109,400	\$ 100,162
American Design Inc.	Valerio Dewalt Train Associates	Office Architectural Services/CD Production	\$ 661,955	\$ 493,386
Barrientos Design & Consulting Inc.	Kendall Heaton Associates	Van Buren Bridge Project	\$ 166,610	\$ 156,944
Con-Cor Co. Inc.	Giles Engineering Associates Inc.	Concrete Coring Services	\$ 79,043	\$ 79,043
Continuum Architects & Planners S.C.	Kendall Heaton Associates	Code Review and Permit Expediting Services	\$ 31,320	\$ 29,441
Continuum Architects & Planners S.C.	Kendall Heaton Associates	Old North Office Building Basement	\$ 97,265	\$ 92,402
Continuum Architects & Planners S.C.	Kendall Heaton Associates	South Office Building	\$ 15,979	\$ 4,325
Dakota Intertek Corp.	Giles Engineering Associates Inc.	Labor and Hand Augering Services	\$ 3,411	\$ 3,411
Fusion Integrated Solutions LLC	HMA Consultants Inc.	Construction Services	\$ 45,000	\$ 10,983
IBC Engineering Services Inc.	Alvine Engineering	MEP Engineering for Tower Center T1	\$ 495,760	\$ 410,760
IBC Engineering Services Inc.	Aquatic Design & Engineering Inc.	Electrical Engineering	\$ 33,275	\$ 27,675
IBC Engineering Services Inc.	Sebesta Blomberg & Associates	Mechanical and Electrical Commissioning Services	\$ 45,760	\$ 7,300
P.A. Roeper & Associates Inc.	Graef USA	Drafting Services	\$ 22,500	\$ 22,500
Prism Technical Management & Marketing Services LLC	Northwestern Mutual	HR Consultant	\$ 546,155	\$ 519,114
Quorum Architects Inc.	Kendall Heaton Associates	Graphics/Wayfinding Consultant	\$ 249,740	\$ 215,314
Quorum Architects Inc.	The Office of James Burnett	Associate Landscape Architects	\$ 218,230	\$ 127,786
Rinka Chung Architecture Inc.	Buro Happold Consulting Engineers PC	Solar Reflectivity Site Assessment	\$ 6,000	\$ 3,001
Rinka Chung Architecture Inc.	Buro Happold Consulting Engineers PC	LEED Consulting	\$ 34,000	\$ 18,459
Rinka Chung Architecture Inc.	Kendall Heaton Associates	North Parking Garage	\$ 15,510	\$ 15,510
Rinka Chung Architecture Inc.	Valerio Dewalt Train Associates	Identity Center Café Architectural Services	\$ 9,500	\$ 9,500
Rinka Chung Architecture Inc.	Valerio Dewalt Train Associates	Credit Union Architectural Services	\$ 70,045	\$ 61,645
ZS LLC	Applied Technical Services Inc.	Façade Access Design Services	\$ 62,975	\$ 58,093

(CONTINUED ON PAGE 19)

TABLE 3: SBE PROFESSIONAL SERVICES PROVIDERS (CONTINUED)

SBE FIRM	SUBCONTRACTOR TO	TRADE/DESCRIPTION OF WORK	TOTAL CONTRACT AMOUNT	AMOUNT PAID THROUGH 12/31/2016
ZS LLC	Entuitive Corp.	Building Enclosure Sub-Consultant	\$ 42,750	\$ 40,940
ZS LLC	Kendall Heaton Associates	Structural Engineering	\$ 23,124	\$ 23,124
ZS LLC	Magnusson Klemencic Associates	Structural Engineering	\$ 215,500	\$ 215,375
ZS LLC	Northwestern Mutual	Laser Scan	\$ 51,000	\$ 51,000
TOTAL SBE PROFESSIONAL SERVICES PROVIDER PARTICIPATION			\$ 3,401,440	\$ 2,846,825
% OF APPLICABLE PROFESSIONAL SERVICES CONTRACT VALUE AWARDED			31.4%	
% OF APPLICABLE PROFESSIONAL SERVICES PAYMENTS MADE				26.7%
TOTAL ADJUSTED APPLICABLE PROFESSIONAL SERVICES PROVIDER PARTICIPATION			\$ 10,823,178*	\$ 10,679,273*

*This total excludes contracts for specialty disciplines as well as those awarded prior to Dec. 1, 2012, including Kendall/Heaton Associates, Ring & DuChateau, Valerio Dewalt Train Associates and Pickard Chilton.



PRICE AND SONS INC.

Price and Sons Inc., a supplier of electrical, plumbing and other materials, was founded in 1983 and over the years has been brought into many projects for the City of Milwaukee. **Wayne Hampton**, who was hired as the business development director at Price and Sons in

2007, purchased the company in 2014. He currently has three employees.

Building personal relationships with his clients is important to Wayne, who reports that much of his company's revenue comes from repeat business. A good example of the value of relationship-building is that Price and Sons was asked by Staff Electric and USA Fire Protection to supply materials for The Tower and Commons project. "We had worked with these two companies previously," said Wayne, "so we were delighted when they connected with us on the Northwestern Mutual project."

Wayne is confident about new opportunities in the future and is grateful for the chance to be working on The Tower and Commons. "To be involved with businesses like Northwestern Mutual who are really putting a stamp on Milwaukee is great," he said. "I am very happy to have a part of my legacy be a part of this building."

TABLE 4: SBE CONSTRUCTION PROVIDERS

The visible creation of our Tower and Commons is in the capable hands of the construction contractors and subcontractors. They are responsible for preparing the construction site and erecting the building that

will change the shape of our Milwaukee skyline. For ease of reference, we have separated just the SBE construction providers listed in Table 2 and shown them here.

SBE FIRM	SUBCONTRACTOR TO	TRADE/DESCRIPTION OF WORK	TOTAL CONTRACT AMOUNT	AMOUNT PAID THROUGH 12/31/2016
Affirmative Supply Co.	Central Ceiling Systems Inc.	Accoustical Ceiling Tile Supply	\$ 274,000	\$ -
Arrow-Crete Construction LLC	Globe Contractors Inc.	Concrete	\$ 104,987	\$ 104,987
Arteaga Construction Inc.	Veit & Co. Inc.	Crane	\$ 24,080	\$ 24,080
Arteaga Construction Inc.	Langer Roofing & Sheet Metal Inc.	Labor and Materials	\$ 1,440,042	\$ 1,392,714
ASAP Fastening Systems Inc.	Construction Supply & Erection	Supplier of Various Fasteners	\$ 3,418	\$ 3,418
Autumn Trucking Inc.	Veit & Co. Inc.	Fuel and Oil	\$ 259,371	\$ 259,371
Autumn Trucking Inc.	Veit & Co. Inc.	Fuel and Oil	\$ 192,854	\$ 192,854
Autumn Trucking Inc.	Globe Contractors Inc.	Fuel	\$ 120,006	\$ 120,006
B & D Contractors	Klein-Dickert Milwaukee Inc.	Install Mirrors and Glass	\$ 430,849	\$ 165,897
Belonger Corp. Inc.	Gilbane C.G. Schmidt Inc.	Interior HVAC	\$ 2,628,011	\$ 2,036,627
Best Erectors Inc.	C.G. Schmidt Inc.	Curtainwall	\$ 102,416	\$ 100,706
Best Erectors Inc.	Grunau Co. Inc.	Installation/Erection	\$ 2,625,000	\$ 1,497,252
Best Erectors Inc.	Klein-Dickert Milwaukee Inc.	Curtainwall Insulation	\$ 754,530	\$ 549,111
Best Erectors Inc.	Midwest Stairs & Iron Inc.	Miscellaneous Metals	\$ 1,700,000	\$ 1,569,364
BestEd Business	Gilbane C.G. Schmidt Inc.	Safety Protection	\$ 22,207	\$ 22,207
BestEd Business	Central Ceiling Systems Inc.	Safety Equipment	\$ 603	\$ 603
BMR Design Group Inc.	USA Fire Protection Inc.	Professional Services	\$ 203,309	\$ 203,309
CH Coakley & Co.	Otis Elevator Co.	Offsite Storage and Trucking	\$ 150,000	\$ 152,154
Choice Construction Co. Inc.	C.G. Schmidt Inc.	Welded Wire Fabric Reinforcing	\$ 2,423,043	\$ 2,202,353
Choice Construction Co. Inc.	Ceco Concrete Construction	Rebar Installation	\$ 873,000	\$ 870,374
Choice Construction Co. Inc.	LeJeune Steel Co.	Steel Erection	\$ 7,180,000	\$ 7,087,597
Con-Cor Co. Inc.	C.G. Schmidt Inc.	Concrete Cutting	\$ 1,139	\$ 1,139
Con-Cor Co. Inc.	Staff Electric Co. Inc.	Labor and Material Coring	\$ 10,350	\$ 10,350

(CONTINUED ON PAGE 21)

TABLE 4: SBE CONSTRUCTION PROVIDERS (CONTINUED)

SBE FIRM	SUBCONTRACTOR TO	TRADE/DESCRIPTION OF WORK	TOTAL CONTRACT AMOUNT	AMOUNT PAID THROUGH 12/31/2016
Con-Cor Co. Inc.	Veit & Co. Inc.	Saw Cutting	\$ 5,760	\$ 5,760
Con-Cor Co. Inc.	Munson Inc.	Core-Drilling Floor	\$ 5,775	\$ 5,775
Con-Cor Co. Inc.	Veit & Co. Inc.	Concrete Sawing	\$ 217,003	\$ 201,184
Con-Cor Co. Inc.	Novum Structures LLC	Hired Labor	\$ 92,963	\$ 92,963
Con-Cor Co. Inc.	Globe Contractors Inc.	Sawing	\$ 14,011	\$ 14,011
DAAR Engineering Inc.	LeJeune Steel Co.	Surveying	\$ 25,194	\$ 25,194
DAAR Engineering Inc.	Gilbane C.G. Schmidt Inc.	Site Survey	\$ 356,483	\$ 347,685
DAAR Engineering Inc.	Construction Supply & Erection	Survey Work	\$ 536,069	\$ 536,069
Dairyland Electric Co. Inc.	Staff Electric Co. Inc.	Electrical	\$ 306,320	\$ 306,320
Dairyland Electric Co. Inc.	Staff Electric Co. Inc.	Switchgear	\$ 2,209	\$ 2,209
Dairyland Electric Co. Inc.	Staff Electric Co. Inc.	Electrical	\$ 16,624	\$ 16,624
Dairyland Electric Co. Inc.	Grunau Co. Inc.	Plumbing Labor/Supplier	\$ 819,206	\$ 739,631
Dairyland Electric Co. Inc.	Johnson Controls Inc.	AHU Shaft Fabrication Offsite	\$ 14,891	\$ 13,402
Dairyland Electric Co. Inc.	Johnson Controls Inc.	Electrical Controls Labor and Material	\$ 1,059,723	\$ 710,812
Dairyland Electric Co. Inc.	Pieper Electric Inc.	Install and Furnish Under Floor Wiring System	\$ 2,484,684	\$ 2,335,728
Dairyland Electric Co. Inc.	Staff Electric Co. Inc.	Install and Furnish Fire Alarm and Generator	\$ 3,812,922	\$ 3,411,178
Dairyland Electric Co. Inc.	Staff Electric Co. Inc.	Install and Furnish Tile/Data	\$ 2,222,879	\$ 1,781,394
Dairyland Electric Co. Inc.	Staff Electric Co. Inc.	Install and Furnish Sound Masking	\$ 240,164	\$ 222,193
Duwe Metal Products Inc.	C.G. Schmidt Inc.	Acoustic Screen Wall	\$ 60,304	\$ 60,304
Duwe Metal Products Inc.	Benson Industries Inc.	Shop and Field Labor and Miscellaneous Metals	\$ 8,700,500	\$ 6,443,994
Duwe Metal Products Inc.	Construction Supply & Erection	Provided Labor	\$ 445,190	\$ 445,190
Duwe Metal Products Inc.	Gilbane C.G. Schmidt Inc.	Interior Miscellaneous Metals	\$ 80,413	\$ -
Duwe Metal Products Inc.	Gilbane C.G. Schmidt Inc.	Hoist Embed Work	\$ 125,250	\$ 125,250
Duwe Metal Products Inc.	Glenn Rieder Inc.	Furnishing Decorative Metal Items	\$ 5,333	\$ 5,333
EKG Trucking LLC	Globe Contractors Inc.	Trucking and Permits	\$ 470,302	\$ 470,302
Emerald City Tile Inc.	Wisconsin Terrazzo & Tile Inc.	Provide and Coordinate Delivery of Materials	\$ 226,000	\$ 195,285
Equity Supply Group LLC	Boelter LLC	Tray Conveyors for Dishroom	\$ 440,647	\$ 440,647

(CONTINUED ON PAGE 22)

TABLE 4: SBE CONSTRUCTION PROVIDERS (CONTINUED)

SBE FIRM	SUBCONTRACTOR TO	TRADE/DESCRIPTION OF WORK	TOTAL CONTRACT AMOUNT	AMOUNT PAID THROUGH 12/31/2016
Equity Supply Group LLC	Thorne Associates Inc.	Framing and Drywall Materials	\$ 2,128,762	\$ 2,128,762
Equity Supply Group LLC	Sergenian's Floor Coverings	Provide Flooring Material	\$ 801,918	\$ 801,918
ER Abernathy Industrial Inc.	Gilbane C.G. Schmidt Inc.	Safety Protection	\$ 5,280	\$ 1,286
Gibraltar Industries	Gilbane C.G. Schmidt Inc.	Cleaning Services	\$ 10,937	\$ 10,937
Gordan Solutions	Milwaukee Plate Glass Co.	Labor/Filming	\$ 881,742	\$ 212,545
Greenfire Management Services LLC	Gilbane C.G. Schmidt Inc.	Project Engineering Services	\$ 358,400	\$ 322,064
Hard Rock Sawing & Drilling Specialists Co.	Veit & Co. Inc.	Concrete Sawing	\$ 17,300	\$ -
Hard Rock Sawing & Drilling Specialists Co.	Veit & Co. Inc.	Concrete Cutting	\$ 9,240	\$ 9,240
Hawk Construction LLC	C.G. Schmidt Inc.	Foundations and Helical Piers	\$ 27,929	\$ 27,929
Hawk Construction LLC	Veit & Co. Inc.	Hydro Excavation	\$ 49,342	\$ 49,342
Hetzel Tile & Marble Inc.	Gilbane C.G. Schmidt Inc.	Hard Tile/Interior Stone Installation	\$ 3,887,239	\$ 1,577,586
Hetzel Tile & Marble Inc.	Benson Industries Inc.	Glass Handrails	\$ 599,209	\$ 381,580
Hetzel-Sanfilippo Inc.	Central Ceiling Systems Inc.	Acoustic Ceilings 9D	\$ 800,000	\$ 790,450
Hetzel-Sanfilippo Inc.	Gilbane C.G. Schmidt Inc.	Miscellaneous General Conditions	\$ 74,893	\$ 67,620
Hetzel-Sanfilippo Inc.	Gilbane C.G. Schmidt Inc.	Mock Up	\$ 477,282	\$ 477,282
Hetzel-Sanfilippo Inc.	Thorne Associates Inc.	Framing and Drywall	\$ 2,600,000	\$ 2,476,491
Hetzel-Sanfilippo Inc.	Langer Roofing & Sheet Metal Inc.	Labor and Materials	\$ 65,000	\$ -
Hiram Power Electric	Staff Electric Co. Inc.	Furnish Electrical Fixtures	\$ 30,602	\$ 30,602
Hiram Power Electric	Staff Electric Co. Inc.	Furnish Medium Voltage	\$ 10,908	\$ 10,908
Hiram Power Electric	Staff Electric Co. Inc.	Furnish Miscellaneous Materials	\$ 154,383	\$ 93,716
House of Stone Inc.	Structures Hardscapes Specialists	Masonry	\$ 461,420	\$ 64,180
House of Stone Inc.	Boelter LLC	Stone Tops	\$ 525,000	\$ 48,900
House of Stone Inc.	Glenn Rieder Inc.	Furnish and Installation of Quartz and Solid Surface	\$ 714,716	\$ 99,898
Hurt Electric Inc.	Staff Electric Co. Inc.	Install and Furnish Distribution and UPS	\$ 5,277,987	\$ 4,806,841
Hurt Electric Inc.	Staff Electric Co. Inc.	Fixtures and Lamps	\$ 2,895,181	\$ 2,656,821
Hurt Electric Inc.	Pieper Electric Inc.	Install and Furnish Lighting Control System	\$ 1,690,073	\$ 1,318,363
HVA Products Inc.	Grunau Co. Inc.	Fuel Controls	\$ 55,815	\$ 55,815

(CONTINUED ON PAGE 23)

TABLE 4: SBE CONSTRUCTION PROVIDERS (CONTINUED)

SBE FIRM	SUBCONTRACTOR TO	TRADE/DESCRIPTION OF WORK	TOTAL CONTRACT AMOUNT	AMOUNT PAID THROUGH 12/31/2016
JCP Construction LLC	Gilbane C.G. Schmidt Inc.	Foundation Waterproofing	\$ 3,775,618	\$ 3,273,861
JCP Construction LLC	Glenn Rieder Inc.	Onsite Installation Labor	\$ 1,488,020	\$ 71,535
JCP Construction LLC	Thorne Associates Inc.	Framing/Drywall/Labor	\$ 3,000,000	\$ 2,867,183
JCP Construction LLC	Boelter LLC	Labor	\$ 292,000	\$ 113,653
JCP Construction LLC	USA Fire Protection Inc.	Professional Services	\$ 76,989	\$ 38,664
KMI Construction LLC	C.G. Schmidt Inc.	Masonry	\$ 4,150	\$ 4,150
KMI Construction LLC	Gilbane C.G. Schmidt Inc.	Masonry	\$ 7,500,525	\$ 6,115,687
Marek Landscaping LLC	Veit & Co. Inc.	Erosion Control	\$ 49,352	\$ 49,352
McDowell Construction Corp.	Veit & Co. Inc.	Fencing	\$ 77,423	\$ 77,423
McDowell Construction Corp.	Globe Contractors Inc.	Asphalt	\$ 98,658	\$ 98,658
McKinley's Corp.	Grunau Co. Inc.	HVAC Demolition	\$ 16,400	\$ 16,400
Metropolitan Services Inc.	Globe Contractors Inc.	Traffic Control	\$ 151,998	\$ 151,998
Milwaukee Metal Products Co.	Benson Industries Inc.	Fabricators of Embeds and Miscellaneous Metals	\$ 361,303	\$ 361,303
Milwaukee Metal Products Co.	Klein-Dickert Milwaukee Inc.	Steel Fabrications	\$ 52,689	\$ 9,739
Milwaukee Metal Products Co.	Terra Engineering & Construction Corp.	Tieback Bearing Plates	\$ 4,692	\$ 4,692
Natural Athletic Turf LLC	Stano Landscaping	Hardscape Restoration	\$ 50,850	\$ 50,850
Nexus Pest Solutions	Gilbane C.G. Schmidt Inc.	Pest Control	\$ 10,000	\$ 7,683
Nuvo Construction Co. Inc.	C.G. Schmidt Inc.	Concrete	\$ 4,624,304	\$ 4,624,304
Nuvo Construction Co. Inc.	Terra Engineering & Construction Corp.	Bulk Cement	\$ 128,824	\$ 128,824
P.L. Freeman Co.	Grunau Co. Inc.	HVAC and Plumbing Labor/Supplier	\$ 6,186,759	\$ 5,770,516
P.L. Freeman Co.	Terra Engineering & Construction Corp.	Wales	\$ 104,848	\$ 104,848
P.L. Freeman Co.	Langer Roofing & Sheet Metal Inc.	Roofing	\$ 159,685	\$ 158,530
Price and Sons Inc.	USA Fire Protection Inc.	Material Supplier	\$ 768,723	\$ 768,723
Price and Sons Inc.	Staff Electric Co. Inc.	Miscellaneous Supplier	\$ 2,293,104	\$ 2,253,546
Rams Contracting Ltd.	Veit & Co. Inc.	Trucking	\$ 12,513	\$ 12,513
Rams Contracting Ltd.	Eco Build	Furnish and Install ST-1 Soil	\$ 381,049	\$ 85,910
Rockwell Mechanical LLC	J.F. Ahern Co.	Chiller Procurement/Installation	\$ 418,380	\$ 418,380

(CONTINUED ON PAGE 24)

TABLE 4: SBE CONSTRUCTION PROVIDERS (CONTINUED)

SBE FIRM	SUBCONTRACTOR TO	TRADE/DESCRIPTION OF WORK	TOTAL CONTRACT AMOUNT	AMOUNT PAID THROUGH 12/31/2016
Rockwell Mechanical LLC	Grunau Co. Inc.	HVAC Labor/Supplier	\$ 4,865,885	\$ 4,336,700
Security Officer Services Inc.	Gilbane C.G. Schmidt Inc.	Site Security	\$ 351,025	\$ 331,025
Security Officer Services Inc.	Benson Industries Inc.	Site Security	\$ 400,000	\$ 378,455
Sonag Ready Mix LLC	C.G. Schmidt Inc.	CIP Concrete	\$ 20,846	\$ 20,846
Sonag Ready Mix LLC	Ceco Concrete Construction	Concrete Material	\$ 1,085,618	\$ 1,085,618
Sonag Ready Mix LLC	Common Links Construction	Metal Framing, Drywall and Taping	\$ 1,017,630	\$ 962,463
Spann & Associates LLC	Gilbane C.G. Schmidt Inc.	Project Engineering Services	\$ 323,355	\$ 316,595
Superior Equipment & Supply Co.	Gilbane C.G. Schmidt Inc.	Ice Maker Supply	\$ 134,479	\$ 14,161
Thomas A. Mason Co. Inc.	Central Ceiling Systems Inc.	Acoustic Ceilings 9D	\$ 7,387	\$ 7,387
Thomas A. Mason Co. Inc.	G3 Technologies Inc.	Floor Installation	\$ 1,485,933	\$ 1,209,759
Thomas A. Mason Co. Inc.	Gilbane C.G. Schmidt Inc.	Soft Flooring	\$ 1,965,209	\$ 847,712
Thomas A. Mason Co. Inc.	All-Tech Decorating Co.	Painting	\$ 805,040	\$ 651,549
Thomas A. Mason Co. Inc.	All-Tech Decorating Co.	Painting	\$ 197,781	\$ -
Thomas A. Mason Co. Inc.	Poblocki Sign Co.	Interior Signage Installation	\$ 14,265	\$ -
Thomas A. Mason Co. Inc.	Thorne Associates Inc.	Taping Labor	\$ 2,100,000	\$ 1,979,216
Tremmel-Anderson Trucking LLC	New Berlin Grading Inc.	Earthwork	\$ 6,025	\$ 6,025
Tremmel-Anderson Trucking LLC	Veit & Co. Inc.	Trucking	\$ 257,729	\$ 257,729
Valente Transport Inc.	Veit & Co. Inc.	Trucking/Disposal	\$ 828,802	\$ 828,802
Valente Transport Inc.	Veit & Co. Inc.	Trucking	\$ 760,581	\$ 760,581
Vizcaino's Trucking LLC	Veit & Co. Inc.	Trucking	\$ 20,164	\$ 20,164
Vizcaino's Trucking LLC	Veit & Co. Inc.	Trucking	\$ 267,734	\$ 267,734
Vizcaino's Trucking LLC	Globe Contractors Inc.	Trucking	\$ 127,324	\$ 127,324
White Glove Environmental	Gilbane C.G. Schmidt Inc.	Cleaning Services	\$ 9,700	\$ 8,000
ZS LLC	Gilbane C.G. Schmidt Inc.	Engineering Services	\$ 49,280	\$ 48,640
ZS LLC	Novum Structures LLC	Laser Scanning Services	\$ 5,470	\$ 5,470
TOTAL SBE CONSTRUCTION PROVIDER PARTICIPATION			\$ 118,116,706	\$ 98,152,862
% OF APPLICABLE CONSTRUCTION CONTRACT VALUE AWARDED			32.1%	
% OF APPLICABLE CONSTRUCTION PAYMENTS MADE			34.2%	
TOTAL ADJUSTED CONSTRUCTION PROVIDER PARTICIPATION			\$ 367,787,167	\$ 286,711,951

SECTION 4

RESIDENTS PREFERENCE PROGRAM

We are committed to improving the lives of families in Southeastern Wisconsin.

Residents Preference Program Participation

The City of Milwaukee Residents Preference Program connects unemployed or underemployed residents with good-paying jobs. Northwestern Mutual has committed to improving the lives of families in

southeastern Wisconsin through its employee volunteer efforts and Northwestern Mutual Foundation giving. Our participation in RPP is just another example of our leadership in strengthening our hometown community.

TABLE 5: RPP PARTICIPATION LEVEL

Start of Project through Dec. 31, 2016

TOTAL CONSTRUCTION HOURS		1,546,435	
	GOAL	ACTUAL	STATUS
RPP Participation Percentage	40.0%	45.1%	+5.1
RPP Construction Hours	618,574	697,373	+78,799



CONTRACT HOURS WORKED

RPP construction hours worked represent 45.1% of all construction hours through Dec. 31, 2016.

RPP participation is 78,799 hours ahead of goal.

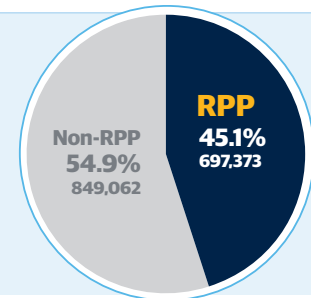


TABLE 6: RPP PARTICIPATION – EXCLUDING NON-WISCONSIN RESIDENTS

Start of Project through Dec. 31, 2016

TOTAL CONSTRUCTION HOURS WORKED		1,546,435	
Less Hours Worked by Non-Wisconsin Residents		(139,342)	
Construction Hours Worked by Wisconsin Residents Only		1,407,094	
RPP Construction Hours		697,373	
RPP Participation Percentage (excluding non-Wisconsin residents)		49.6%	

If the number of non-Wisconsin resident hours is subtracted from the total number of hours worked, RPP participation increases to 49.6 percent. While we are reporting 45.1 percent participation for the third quarter of 2016, 49.6 percent aligns with the City's requirement.

Milwaukee Code of Ordinances (MCO) Section 355-7(1)(a) notes that for the purpose of calculating RPP participation "... 'worker hours'... excludes the number of hours of work performed by all non-Wisconsin residents."

Numerical data presented in separate tables may differ slightly due to rounding.

TABLE 7: RPP PARTICIPATION BY CONTRACTOR

CONTRACTOR	TRADE	ON-SITE CONSTRUCTION HOURS THROUGH 12/31/2016			
		Projected RPP%	Total Hours	RPP Hours	RPP%
All-Tech Decorating Co.	Painting	40.0%	4,380.0	0.0	0.0%
Architectural Products of Wausau Ltd.	Acoustic Screen Wall	40.0%	387.8	169.8	43.8%
Arrow-Crete Construction LLC	Concrete	66.7%	513.8	249.5	48.6%
Arteaga Construction Inc.	Crane Rental	0.0%	8.0	8.0	100.0%
Arteaga Construction Inc.	Crane Rental	0.0%	5,562.5	3,429.5	61.7%
B&D Contractors Inc.	Glazing	0.0%	727.3	518.8	71.3%
Belonger Corp.	Interior HVAC	0.0%	8,364.5	4,696.0	56.1%
Best Erectors Inc.	Ironwork	0.0%	10,411.0	6,018.5	57.8%
Best Erectors Inc.	Miscellaneous Metals	0.0%	14,479.0	6,671.3	46.1%
Best Erectors Inc.	Ironwork	0.0%	1,527.5	735.0	48.1%
Black Sand Trucking	Trucking	0.0%	36.5	0.0	0.0%
Bohmann & Vick Inc.	Plumbing	39.3%	3,119.0	831.5	26.7%
Brand Energy Services	Specialty Services	0.0%	4,304.0	1,489.0	34.6%
Budnik & Sons Inc.	Trucking	0.0%	318.8	0.0	0.0%
C. LaShell Trucking	Trucking	0.0%	23.8	0.0	0.0%
C. LaShell Trucking	Trucking	0.0%	29.0	0.0	0.0%
C.G. Schmidt Inc.	General Contractors/Demo	20.0%	1,048.0	471.5	45.0%
C.G. Schmidt Inc.	Site Concrete	40.0%	95,828.5	47,394.5	49.5%
C.G. Schmidt Inc.	Carpentry	40.0%	11,702.0	5,892.5	50.4%
Ceco Concrete Construction LLC	Concrete Area D Core	40.0%	34,465.0	5,934.0	17.2%
Central Ceilings Systems Inc.	Tile Setter	40.0%	10,916.5	4,046.5	37.1%
Central Ceilings Systems Inc.	Tile Setter	0.0%	241.5	89.5	37.1%
Central Ceilings Systems Inc.	Tile Setter	0.0%	44.5	0.0	0.0%
Chenery Brothers Inc.	Waterproofing	0.0%	69.0	0.0	0.0%
Chilstrom Erecting Corp.	CIP Concrete	0.0%	61.0	61.0	100.0%
Chilstrom Erecting Corp.	Erecting	0.0%	44.0	16.0	36.4%
Choice Construction Co. Inc.	Rebar Installation	40.0%	16,850.0	7,038.0	41.8%
Choice Construction Co. Inc.	Steel Erection	42.0%	27,228.3	5,582.3	20.5%
Choice Construction Co. Inc.	Welded Wire Fabric Reinforcing	40.0%	31,301.0	12,641.5	40.4%
Clean Cut Tree Service Inc.	Site Work	0.0%	310.5	133.0	42.8%
Clean Cut Tree Service Inc.	Landscaping	0.0%	64.0	0.0	0.0%
Cleveland Marble Co.	Stone Installation	40.0%	14,548.0	3,224.0	22.2%
Common Links Construction LLC	Stud and Drywall	0.0%	11,190.5	7,792.0	69.6%
Con-Cor Co. Inc.	Sawing	0.0%	23.3	0.0	0.0%
Con-Cor Co. Inc.	Concrete Coring	0.0%	248.3	0.0	0.0%
Con-Cor Co. Inc.	Sawing	50.0%	43.8	27.3	62.3%
Con-Cor Co. Inc.	Labor and Material Coring	0.0%	71.5	0.0	0.0%
Construction Supply & Erection	Steel Erection	38.8%	71,291.8	20,382.8	28.6%

(CONTINUED ON PAGE 28)

TABLE 7: RPP PARTICIPATION BY CONTRACTOR (CONTINUED)

CONTRACTOR	TRADE	ON-SITE CONSTRUCTION HOURS THROUGH 12/31/2016			
		Projected RPP%	Total Hours	RPP Hours	RPP%
Dairyland Electric Co. Inc.	Electrical	100.0%	233.0	233.0	100.0%
Dairyland Electric Co. Inc.	Electrical	0.0%	464.0	464.0	100.0%
Dairyland Electric Co. Inc.	Electrical	0.0%	4,978.8	2,852.3	57.3%
Dairyland Electric Co. Inc.	Electrical	0.0%	15,070.3	13,079.0	86.8%
Dairyland Electric Co. Inc.	Telecom	0.0%	6,940.8	5,520.5	79.5%
Dairyland Electric Co. Inc.	Electrical	0.0%	12,183.3	9,159.0	75.2%
Dairyland Electric Co. Inc.	Electrical	0.0%	2,013.5	2,013.5	100.0%
Daniels Inc.	Trucking	0.0%	7.3	0.0	0.0%
Dnesco Electric Inc.	Electrical	0.0%	110.0	0.0	0.0%
Doral Corp.	Industrial Fabrication, Machinery Moving and Rigging	0.0%	664.5	154.5	23.3%
Duwe Metal Products Inc.	Acoustic Screen Wall	0.0%	16.0	0.0	0.0%
Duwe Metal Products Inc.	Mock Up	0.0%	47.5	0.0	0.0%
Duwe Metal Products Inc.	Site Installation Labor	0.0%	63,581.8	28,000.3	44.0%
Eco-Building & Forestry LLC	Landscaping	0.0%	2,037.7	1,170.7	57.5%
EKG Trucking LLC	Trucking and Permits	70.0%	1,807.5	1,807.5	100.0%
Elite Enviornmental Service	Tank Cleaning	0.0%	12.3	0.0	0.0%
Faust Co. Inc.	Utility Disconnects	0.0%	118.0	36.0	30.5%
Flores Contracting	Erosion Control	0.0%	10.0	0.0	0.0%
Gilbane C.G. Schmidt Inc.	General Contractors	40.2%	57,935.5	22,304.0	38.5%
Globe Contractors Inc.	General Contractors	15.0%	4,997.5	1,672.0	33.5%
Gordon Solutions LLC	Window Installation	0.0%	1,001.5	509.0	50.8%
Gorman & Son Inc.	Trucking	0.0%	100.0	0.0	0.0%
Greg Rouse Trucking	Trucking	0.0%	528.8	409.3	77.4%
Greg Rouse Trucking	Trucking	0.0%	443.8	379.3	85.5%
GRO Horticultural Enterprises	Landscaping	0.0%	182.3	0.0	0.0%
Grunau Co. Inc.	Plumbing	40.0%	143,300.8	55,889.8	39.0%
Grunau Co. Inc.	Plumbing	40.0%	117.0	0.0	0.0%
G3 Technologies Inc.	Custom Solutions	0.0%	2,597.0	0.0	0.0%
H & M Stainless	Uncrate, Set in Place Kitchen Equipment	0.0%	1,301.0	527.5	40.5%
Hard Rock Sawing & Drilling Specialists Co.	Concrete/Asphalt/Masonry	0.0%	28.0	0.0	0.0%
Hawk Construction LLC	Foundations and Helical Piers	0.0%	161.8	0.0	0.0%
Hetzel Tile & Marble Inc.	Hard Tile/Interior Stone Installation	0.0%	10,395.5	2,202.	21.2%
Hetzel Tile & Marble Inc.	Tile Setter	0.0%	122.0	0.0	0.0%
Hetzel-Sanfilippo Inc.	Framing and Drywall	48.3%	26,522.3	9,258.5	34.9%
Hetzel-Sanfilippo Inc.	Miscellaneous General Conditions	33.3%	641.0	203.5	31.7%
Hetzel-Sanfilippo Inc.	Mock Up	42.6%	1,000.5	470.5	47.0%

(CONTINUED ON PAGE 29)

TABLE 7: RPP PARTICIPATION BY CONTRACTOR (CONTINUED)

CONTRACTOR	TRADE	ONSITE CONSTRUCTION HOURS THROUGH 12/31/2016			
		Projected RPP%	Total Hours	RPP Hours	RPP%
Hetzel-Sanfilippo Inc.	Carpentry	40.0%	3,168.0	1,657.5	52.3%
Hetzel-Sanfilippo Inc.	Miscellaneous General Conditions	0.0%	2,144.5	1,124.0	52.4%
Hetzel-Sanfilippo Inc.	Acoustical Ceilings 9D	0.0%	1,222.5	522.5	42.7%
High Voltage Maintenance	Electrical	0.0%	73.5	0.0	0.0%
HLP Systems Inc.	Lightning Protection Installation	0.0%	57.0	0.0	0.0%
HLP Systems Inc.	Lightning Protection Installation	0.0%	95.0	0.0	0.0%
House of Stone Inc.	Bricklaying	0.0%	263.5	0.0	0.0%
House of Stone Inc.	Bricklaying	0.0%	375.5	0.0	0.0%
Hurt Electric Inc.	Electrical	0.0%	16,776.0	7,769.8	46.3%
Hurt Electric Inc.	Electrical	0.0%	1,912.0	0.0	0.0%
Installations Specialists Inc.	Carpentry	0.0%	4,187.0	281.0	6.7%
Institutional Equipment Inc.	Woodwork	0.0%	153	0.0	0.0%
Insulation Industries Inc.	HVAC Labor/Material	0.0%	27,954.5	12,673.5	45.3%
Integrity Environmental	Asbestos Abatement	80.9%	2,544.5	2,397.5	94.2%
J & J Contracting LLC	Waste Removal	40.0%	683.0	451.0	66.0%
J.F. Ahern Co.	Mechanical/Plumbing	40.9%	2,614.7	722.5	27.6%
J.T. Farina Enterprises LLC	Trucking	0.0%	733.3	395.5	53.9%
J.T. Farina Enterprises LLC	Trucking	0.0%	666.0	402.5	60.4%
JCP Construction LLC	Foundation Waterproofing	42.1%	4,274.5	4,178.8	97.8%
JCP Construction LLC	Carpentry	0.0%	32,819.5	16,564.5	50.5%
JCP Construction LLC	Kitchen Equipment Install	0.0%	1,305.5	868.0	66.5%
JCP Construction LLC	Millwork	0.0%	10,227.0	1,897.3	18.6%
JCP Construction LLC	Fire Protection	0.0%	385.3	385.3	100.0%
J.P. Phillips Inc.	Plastering	0.0%	6,501.5	0.0	0.0%
Kay & Sons LLC	Carpentry	40.0%	22.0	0.0	0.0%
Klein-Dickert Milwaukee Inc.	Glass	0.0%	4,174.3	1,311.3	31.4%
KMI Construction LLC	Masonry	40.0%	26,722.0	10,650.0	39.9%
KMI Construction LLC	Masonry	40.0%	52.0	0.0	0.0%
Langer Roofing & Sheet Metal Inc.	Roofing	40.0%	15,984.5	3,832.8	24.0%
M. Peters Trucking Inc.	Trucking	0.0%	162.5	0.0	0.0%
Marek Landscaping LLC	Erosion Control	44.6%	22.5	0.0	0.0%
Marshall Erecting Inc.	Electrical	0.0%	71.0	19.5	27.5%
Marshall Erecting Inc.	Millwright	0.0%	1,384.5	0.0	0.0%
McDowell Construction Corp.	Asphalt	66.7%	370.0	260.0	70.3%
McDowell Construction Corp.	Fencing	0.0%	196.0	177.0	90.3%
McKinley's Corp.	HVAC Demolition	0.0%	222.0	171.0	77.0%
Midwest Drilled Foundations & Engineering Inc.	Helical Piers	50.0%	242.0	118.5	49.0%

(CONTINUED ON PAGE 30)

TABLE 7: RPP PARTICIPATION BY CONTRACTOR (CONTINUED)

CONTRACTOR	TRADE	ONSITE CONSTRUCTION HOURS THROUGH 12/31/2016			
		Projected RPP%	Total Hours	RPP Hours	RPP%
Milwaukee Plate Glass Co.	Commercial and Residential Glass Products	0.0%	530.8	0.0	0.0%
Mittelstadt LLC	Trucking	0.0%	13.5	0.0	0.0%
Morrow Equipment Company	Millwright	0.0%	395.3	0.0	0.0%
Munson Inc.	Fencing	40.2%	1,811.0	103.5	5.7%
Munson Inc.	Fencing	40.0%	69.0	0.0	0.0%
Natural Athletic Turf LLC	Hardscape Restoration	45.6%	438.3	94.3	21.5%
New Berlin Grading Inc.	Excavating	50.0%	181.5	89.5	49.3%
Northway Fencing Inc.	Fencing	0.0%	24.0	16.0	66.7%
Pieper Electric	Electrical	0.0%	18,033.5	6,534.0	36.2%
Pinnacle Workspace Solutions	Carpentry	0.0%	2,056.5	2,056.5	100.0%
P. J. Trucking Inc.	Trucking	0.0%	8.3	0.0	0.0%
P.L. Freeman Co.	HVAC Labor/Material	0.0%	10,176.3	4,788.8	47.1%
P.L. Freeman Co.	HVAC Labor/Material	0.0%	2,379.0	2,379.0	100.0%
Platt Construction	Site Concrete	0.0%	3,013.5	893.5	29.6%
Poblocki Sign Co.	Signage	0.0%	163.3	0.0	0.0%
Precise Excavating LLC	Excavating	0.0%	110.0	0.0	0.0%
Rams Contracting Ltd.	Trucking	0.0%	172.8	126.3	73.1%
Rams Contracting Ltd.	Trucking	0.0%	132.3	5.3	4.0%
Renegade Trucking LLC	Trucking	0.0%	489.8	489.8	100.0%
Renegade Trucking LLC	Trucking	0.0%	528.0	484.8	91.8%
Reynolds Rigging & Crane Service Inc.	Crane Rental	0.0%	1,808.9	0.0	0.0%
Reynolds Rigging & Crane Service Inc.	Millwright	0.0%	577.0	0.0	0.0%
Reynolds Rigging & Crane Service Inc.	Crane Rental	0.0%	936.5	0.0	0.0%
Reynolds Rigging & Crane Service Inc.	Crane Rental	0.0%	30.8	0.0	0.0%
Reynolds Rigging & Crane Service Inc.	Crane Rental	0.0%	145.0	0.0	0.0%
Rockwell Mechanical LLC	HVAC Supplier/Labor	0.0%	5,263.0	4,954.5	94.1%
Rockwell Mechanical LLC	Chiller Procurement/Installation	0.0%	119.0	119.0	100.0%
Sergenian's Floor Coverings Inc.	Floor Covering	0.0%	4,232.5	1,044.5	24.7%
S.J. Stanley Trucking Inc.	Trucking	0.0%	317.5	18.5	5.8%
SJS Erecting Inc.	Installation of Operable Partitions	0.0%	61.0	0.0	0.0%
Schlarb Contractors	Trucking	0.0%	2,021.3	530.3	26.2%
Schlarb Contractors	Trucking	0.0%	4,306.5	1,239.8	28.8%
Security Officer Services Inc.	Site Security	40.0%	20,611.7	18,733.7	90.9%
Smithsonian Materials	Trucking	0.0%	14.0	14.0	100.0%
Smithsonian Materials	Trucking	0.0%	80.8	80.8	100.0%
Sonag Ready Mix LLC	Concrete Supplier	0.0%	7,028.5	3,467.0	49.3%
Specialty Finishes Inc.	Millwork	0.0%	3,715.5	0.0	0.0%

(CONTINUED ON PAGE 31)

TABLE 7: RPP PARTICIPATION BY CONTRACTOR (CONTINUED)

CONTRACTOR	TRADE	ONSITE CONSTRUCTION HOURS THROUGH 12/31/2016			
		Projected RPP%	Total Hours	RPP Hours	RPP%
Staff Electric Co. Inc.	Electrical	40.8%	5,038.5	2,072.0	41.1%
Staff Electric Co. Inc.	Electrical	70.5%	727.0	331.5	45.6%
Staff Electric Co. Inc.	Electrical	50.0%	68.5	68.5	100.0%
Staff Electric Co. Inc.	Electrical	50.0%	147,913.8	74,730.0	50.5%
Staff Electric Co. Inc.	Electrical	0.0%	5,751.5	5,156.5	89.7%
Stano Landscaping	Hardscape Restoration	0.0%	20.3	0.0	0.0%
State Painting Co.	Painting	0.0%	160.0	0.0	0.0%
Still Trucking	Trucking	0.0%	90.3	0.0	0.0%
Structures Hardscapes Specialists Inc.	Landscaping	0.0%	1,820.8	406.0	22.3%
Superl Inc.	Insulation/Firestopping	0.0%	1,116.5	0.0	0.0%
T & T Tree Services LLC	Landscaping	0.0%	45.0	0.0	0.0%
Terra Engineering & Construction Corp.	Sheeting	0.0%	14,503.0	2,159.0	14.9%
Thomas A. Mason Co. Inc.	Taping	0.0%	22.5	8.0	35.6%
Thomas A. Mason Co. Inc.	Painting	0.0%	8,688.5	8,126.0	93.5%
Thomas A. Mason Co. Inc.	Taping	0.0%	26,319.0	14,875.5	56.5%
Thomas A. Mason Co. Inc.	Taping	0.0%	1,163.0	273.0	23.5%
Thomas A. Mason Co. Inc.	Taping	0.0%	10,939.3	7,468.8	68.3%
Thomas A. Mason Co. Inc.	Taping	0.0%	61.5	61.5	100.0%
Thomas A. Mason Co. Inc.	Painting	0.0%	4.5	4.5	100.0%
Thorne Associates Inc.	Drywall	29.6%	52,284.5	0.0	0.0%
Titan Building Co.	Carpentry	0.0%	551.0	130.5	23.7%
Tom's Truck Service	Trucking	0.0%	306.3	306.3	100.0%
Tom's Truck Service	Trucking	0.0%	205.5	205.5	100.0%
Treescapes Inc.	Landscaping	0.0%	8.8	0.0	0.0%
Tremmel-Anderson Trucking LLC	Trucking	0.0%	2,044.3	799.8	39.1%
Tri Star Mechanical	HVAC	0.0%	3,164	747.5	23.6%
Triada Employment Services LLC	Assembly Work	0.0%	120,064.8	102,828.8	85.6%
United Steel Works Inc.	Specialty Glazing in the Atrium	0.0%	25,124.5	9,347.5	37.2%
USA Fire Protection Inc.	Fire Protection	40.0%	17,369.4	6,685.6	38.5%
Valente Transport Inc.	Trucking	42.4%	466.8	154.5	33.1%
Valente Transport Inc.	Trucking/Disposal	0.0%	838.3	630.8	75.2%
Vandalae Services Inc.	Trucking	0.0%	43.0	0.0	0.0%
Veit & Co. Inc.	Earthwork	39.3%	29,479.3	14,217.0	48.2%
Veit & Co. Inc.	General Contractors	40.0%	29,679.5	13,812.5	46.5%
Veteran's Truck Line Inc.	Trucking	0.0%	63.0	0.0	0.0%
Vizcaino's Trucking LLC	Trucking	90.0%	1,063.5	1,000.8	94.1%
Weyker Excavating LLC	Trucking	0.0%	23.5	0.0	0.0%
Wilkin Insulation Co.	Fireproofing	30.0%	23,559.5	6,933.5	29.4%

(CONTINUED ON PAGE 32)

TABLE 7: RPP PARTICIPATION BY CONTRACTOR (CONTINUED)

CONTRACTOR	TRADE	ONSITE CONSTRUCTION HOURS THROUGH 12/31/2016			
		Projected RPP%	Total Hours	RPP Hours	RPP%
Wisconsin Terrazzo & Tile	Tile Setter	0.0%	4,871.0	1,523.5	31.3%
W.R. Weis Co. Inc.	Stone Installation	0.0%	4,142.0	1,356.5	32.7%
Zien Inc.	Mechanical	0.0%	418.0	0.0	0.0%
PROJECT TOTALS		40.0%	1,546,435.4	697,373.0	45.1%



Mario Avila chose to become a bricklayer after obtaining a bachelor’s degree in leadership and organizations from Marquette University. It’s possible his degree will lead to greater responsibility in the future, and he thinks anyone who works in construction can benefit from education. But he also likes being right where he is.

“I like construction,” he said. “I get to learn new skills, meet good people, and I like the physical activity. I always get a workout.”

Lately, he’s been getting a workout installing marble tile in The Commons as a subjourneyperson for W.R. Weis Co. It’s his second assignment on The Tower and Commons. During an earlier phase of the project, he laid tile and stone flooring for Wisconsin Terrazzo & Tile.

Mario credits his Residents Preference Program certification for helping him stay consistently employed. “I’m happy that I have employment, and working on The Tower and Commons makes me feel good – not just because I am working, but also because I’m working on something greater than myself.”

TABLE 8: RPP PARTICIPATION BY TRADE

TRADE	NUMBER OF RPP WORKERS	ZIP CODE	TOTAL RPP HOURS THROUGH 12/31/2016
Asbestos Abatement Worker (14)	7	53204	945.0
	6	53215	1,145.5
	1	53234	307.0
Bricklayer (14)	1	53204	968.5
	1	53207	354.0
	1	53208	891.5
	1	53209	1,193.0
	1	53210	23.0
	1	53213	1,067.5
	1	53214	192.0
	3	53218	2,288.5
	1	53219	1,915.5
	1	53223	1,122.0
	1	53225	159.5
	1	53227	606.5
Carpenter & Soft Floor Layer (89)	1	53201	570.5
	1	53202	1,914.5
	2	53204	3,027.3
	4	53206	4,366.5
	2	53207	227.0
	5	53208	2,814.0
	7	53209	1,457.5
	7	53210	1,617.5
	2	53211	2,963.0
	4	53212	1,572.5
	1	53213	3,642.5
	11	53215	9,263.3
	5	53216	3,892.8
	7	53218	4,752.3
	4	53219	5,564.0
	11	53221	9,814.5
	4	53222	4,313.5
	2	53223	4,726.5
	3	53224	5,777.5
	3	53225	1,522.0
1	53227	3,616.0	
2	53233	4,045.5	
Cement Mason/Concrete Finisher (15)	1	53205	1,559.0
	2	53206	174.5

(CONTINUED ON PAGE 34)

TABLE 8: RPP PARTICIPATION BY TRADE (CONTINUED)

TRADE	NUMBER OF RPP WORKERS	ZIP CODE	TOTAL RPP HOURS THROUGH 12/31/2016
	3	53207	1,701.5
	1	53209	2,557.5
	1	53215	1,142.0
	3	53219	3,112.5
	1	53221	494.5
	1	53222	118.5
	1	53223	667.0
	1	53224	2,662.5
Drywall Taper or Finisher (25)	1	53202	22.0
	6	53204	4,725.0
	1	53206	872.0
	1	53207	807.0
	1	53208	35.0
	13	53215	10,330.0
	1	53220	1,055.5
	1	53221	817.0
Electrician (66)	1	53202	4,522.8
	1	53204	123.0
	1	53205	1,820.0
	1	53206	624.0
	5	53207	7,865.0
	4	53208	5,337.3
	4	53209	5,320.3
	5	53210	7,171.0
	3	53212	2,116.0
	7	53215	7,350.0
	6	53216	9,414.0
	6	53218	9,941.3
	6	53219	9,752.8
	4	53220	8,846.5
	6	53221	11,407.5
	1	53222	2,677.0
	1	53223	1,746.5
	2	53224	2,001.8
	1	53225	728.5
Fence Erector (4)	2	53204	102.5
	1	53218	103.5
	1	53220	90.5
Floor Coverer (2)	1	53204	520.5

(CONTINUED ON PAGE 35)

TABLE 8: RPP PARTICIPATION BY TRADE (CONTINUED)

TRADE	NUMBER OF RPP WORKERS	ZIP CODE	TOTAL RPP HOURS THROUGH 12/31/2016
	1	53227	524.0
General Laborer (229)	1	53202	9.0
	1	53203	588.5
	17	53204	9,221.5
	9	53205	10,808.5
	20	53206	13,663.4
	12	53207	7,924.8
	8	53208	4,737.3
	20	53209	19,069.5
	12	53210	8,642.7
	3	53211	1,161.0
	14	53212	17,311.8
	2	53213	1,305.0
	3	53214	4,425.5
	13	53215	6,636.3
	21	53216	18,510.3
	26	53218	15,744.5
	8	53219	7,145.3
	3	53220	2,080.0
	7	53221	8,762.0
	8	53222	4,249.3
	6	53223	3,174.3
	4	53224	6,865.3
	9	53225	8,909.5
	1	53228	944.5
	1	53233	70.0
Glazier (7)	1	53209	474.5
	1	53210	518.8
	2	53215	681.0
	1	53220	664.8
	1	53228	36.5
	1	53233	2,071.5
Heat or Frost Insulator (10)	2	53204	4,591.0
	1	53207	755.0
	1	53213	801.0
	2	53215	1,320.0
	1	53216	2,092.0
	1	53219	166.5
	1	53221	1,725.5

(CONTINUED ON PAGE 36)

TABLE 8: RPP PARTICIPATION BY TRADE (CONTINUED)

TRADE	NUMBER OF RPP WORKERS	ZIP CODE	TOTAL RPP HOURS THROUGH 12/31/2016
	1	53227	1,222.5
Heavy Equipment Operator (15)	2	53207	693.0
	1	53209	16.0
	2	53211	2,734.5
	2	53212	449.0
	1	53215	980.5
	1	53218	850.0
	2	53219	2,350.5
	2	53222	652.0
	1	53224	255.5
	1	53225	3,090.5
Ironworker (77)	1	53202	1,545.8
	5	53204	10,252.3
	2	53205	112.5
	6	53206	7,165.0
	5	53207	1,888.0
	5	53208	4,699.8
	5	53209	5,416.0
	3	53210	2,846.3
	2	53211	1,872.5
	2	53212	3,365.0
	1	53213	781.0
	8	53215	11,873.3
	1	53216	57.0
	4	53218	7,087.5
	5	53219	6,154.8
	3	53220	4,662.8
	7	53221	8,503.7
	3	53222	2,329.0
	1	53223	741.0
	6	53225	8,484.0
	1	53228	1,859.0
	1	53233	1,352.5
Landscaper (3)	1	53204	94.3
	1	53218	593.7
	1	53223	577.0
Marble Finisher (5)	1	53209	215.0
	1	53210	430.5
	1	53215	192.0

(CONTINUED ON PAGE 37)

TABLE 8: RPP PARTICIPATION BY TRADE (CONTINUED)

TRADE	NUMBER OF RPP WORKERS	ZIP CODE	TOTAL RPP HOURS THROUGH 12/31/2016
	1	53216	336.0
	1	53228	183.0
Painter/Sprayer (16)	2	53204	128.0
	4	53207	732.0
	1	53208	1,440.0
	1	53210	1,233.0
	2	53212	40.0
	2	53214	1,903.5
	3	53216	1,503.0
	1	53224	1,340.0
Pipefitter (3)	1	53207	54.5
	1	53216	586.0
	1	53225	16.0
Plasterer (1)	1	53225	2,767.5
Plumber (17)	1	53204	3,063.0
	1	53208	2,666.0
	2	53209	1,118.8
	2	53211	2,620.8
	1	53212	1,586.0
	2	53215	1,470.8
	1	53216	1,313.5
	1	53218	590.5
	1	53220	36.0
	1	53222	1,961.5
	1	53224	722.0
	3	53225	3,001.8
Roofer (8)	1	53204	44.5
	1	53207	1,973.5
	1	53210	1,358.5
	1	53216	179.0
	1	53223	1,758.0
	1	53224	37.5
	1	53225	44.0
	1	53228	804.0
Security (30)	2	53205	942.5
	3	53206	1,800.5
	5	53208	5,707.9
	1	53209	12.0
	2	53212	1,701.3

(CONTINUED ON PAGE 38)

TABLE 8: RPP PARTICIPATION BY TRADE (CONTINUED)

TRADE	NUMBER OF RPP WORKERS	ZIP CODE	TOTAL RPP HOURS THROUGH 12/31/2016
	2	53215	2,329.6
	7	53216	3,729.0
	2	53218	316.4
	1	53220	402.0
	1	53224	197.0
	4	53225	1,595.5
Sheet Metal Worker (27)	1	53202	9.0
	2	53206	456.3
	4	53207	3,224.0
	1	53210	170.0
	3	53212	2,090.8
	2	53215	2,243.5
	5	53218	2,887.8
	2	53220	3,983.5
	2	53221	2,365.0
	1	53222	3,257.5
	1	53224	1,456.0
	1	53226	210.5
	2	53227	2,704.3
Sprinkler Fitter (4)	1	53208	2,796.0
	1	53211	558.6
	1	53220	2,071.0
	1	53223	1,260.0
Steamfitter (25)	1	53204	2,834.5
	3	53207	4,617.3
	2	53212	3,334.5
	2	53213	2,176.8
	2	53214	3,930.5
	1	53215	1,043.5
	1	53218	574.0
	3	53219	1,289.5
	4	53221	2,318.5
	1	53222	1,238.8
	1	53224	543.0
	2	53225	1,724.5
	1	53227	2,015.0
	1	53228	1,034.3
Technician (27)	1	53204	2,032.0
	1	53207	1,306.3

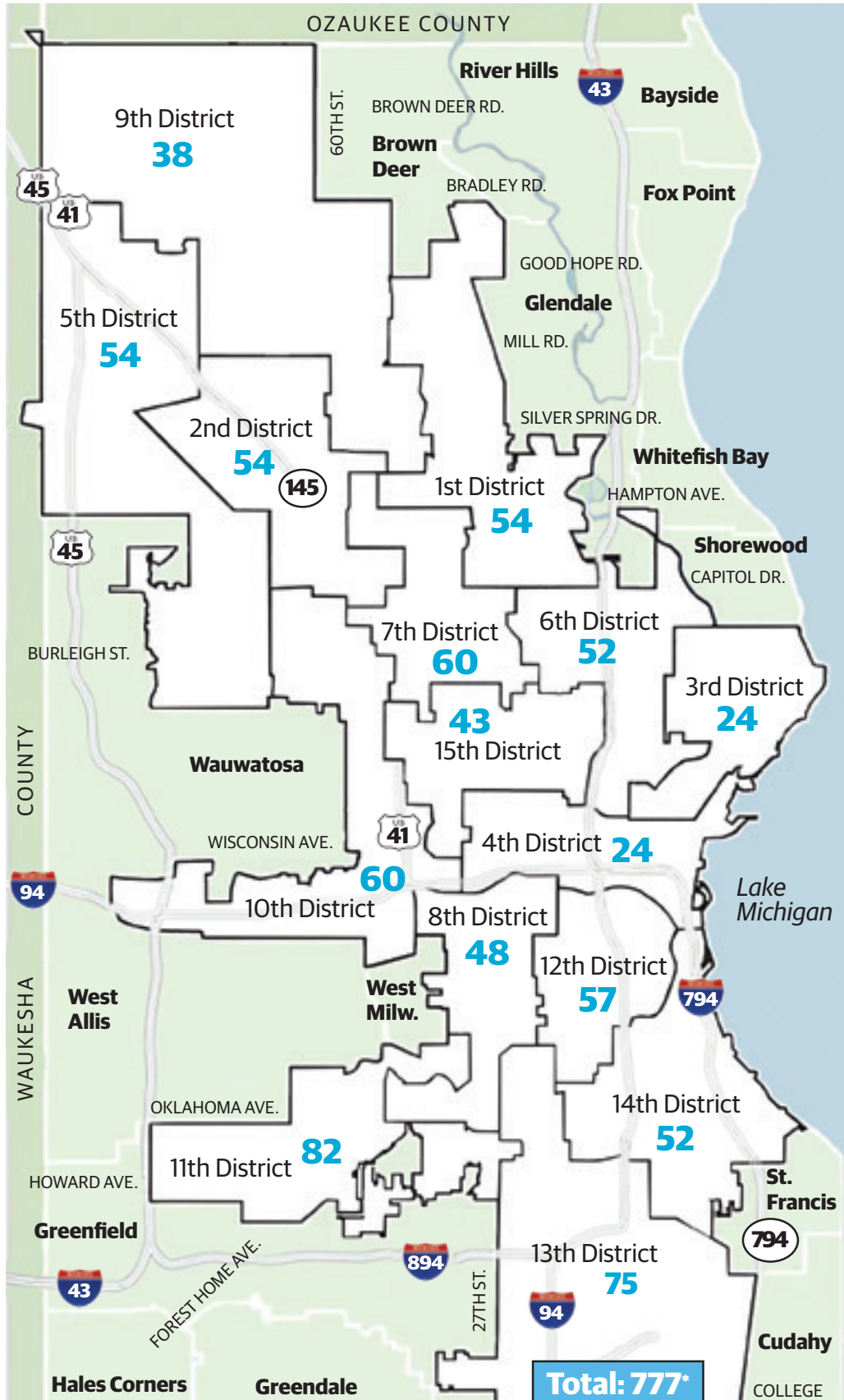
(CONTINUED ON PAGE 39)

TABLE 8: RPP PARTICIPATION BY TRADE (CONTINUED)

TRADE	NUMBER OF RPP WORKERS	ZIP CODE	TOTAL RPP HOURS THROUGH 12/31/2016
	1	53208	673.8
	2	53209	2,533.5
	2	53212	3,405.5
	1	53213	32.0
	2	53214	1,811.0
	3	53215	4,967.8
	2	53216	1,202.0
	2	53218	1,768.0
	4	53221	3,160.0
	3	53222	4,080.5
	1	53223	688.5
	1	53224	278.0
	1	53227	427.5
Tile Layer (16)	1	53202	856.0
	1	53206	326.0
	1	53208	1,081.3
	3	53209	762.0
	2	53212	1,648.5
	1	53215	286.5
	2	53219	485.3
	2	53221	1,311.0
	2	53225	609.0
	1	53233	523.0
Truck Driver (49)	2	53204	72.3
	2	53207	422.0
	3	53209	180.0
	2	53210	283.8
	2	53214	92.0
	14	53215	2,887.0
	2	53218	422.8
	5	53219	1,822.8
	7	53221	603.5
	2	53222	287.0
	6	53223	1,800.0
	2	53224	607.8
TOTAL	798*		697,372.9

*BECAUSE WORKERS MAY WORK IN MORE THAN ONE TRADE, THE TOTAL NUMBER LISTED HERE IS HIGHER THAN THE ACTUAL NUMBER. THE CONFIRMED NUMBER OF WORKERS EMPLOYED THROUGH THE RESIDENTS PREFERENCE PROGRAM IS 770.

DISTRIBUTION OF RPP-CERTIFIED WORKERS BY MILWAUKEE ALDERMANIC DISTRICT AS OF DEC. 31, 2016



*THE CONFIRMED NUMBER OF WORKERS EMPLOYED THROUGH THE RESIDENTS PREFERENCE PROGRAM IS 770. WORKERS WHO MOVED DURING THE PROJECT MAY BE COUNTED IN MORE THAN ONE DISTRICT.

SECTION 5

APPRENTICESHIP PROGRAM

We are committed to helping Milwaukee residents get a jump-start in their careers.

Apprenticeship Participation

Northwestern Mutual includes apprenticeship requirements in its construction contracts. Apprenticeships combine classroom instruction with on-the-job learning while working on construction projects under the supervision of experienced journey workers. The availability of construction apprenticeships varies by trade, employer and market fluctuations.

Contractors on The Tower and Commons project are asked to maximize the number of apprentices utilized in accordance with guidelines issued by the Wisconsin Department of Workforce Development. The table below includes only those trades considered apprenticeable in the state of Wisconsin.

TABLE 9: APPRENTICESHIP STATUS

Through Dec. 31, 2016

TRADE	JOURNEYPERSONS	APPRENTICES	SUBJOURNEYPERSONS	UNION LOCAL NO.
Bricklayer	41	6	0	8
Carpenter & Soft Floor Layer	427	29	0	161
Cement Mason/Concrete Finisher	45	7	0	599
Drywall Taper or Finisher	80	1	0	7
Electrician	179	15	0	494
Floor Coverer	8	2	0	12
General Laborer	498	13	0	113
Glazier	29	3	0	1204
Heat or Frost Insulator	34	7	0	19
Heavy Equipment Operator	131	11	0	139
Ironworker	253	58	0	8
Millwright	10	6	0	1056
Painter/Sprayer	43	0	0	7
Piledriver	7	0	0	2337
Pipefitter	21	6	0	183
Plasterer	29	1	0	599
Plumber	52	12	0	75
Roofer	44	0	1	65
Sheet Metal Worker	77	11	6	18
Sprinkler Fitter	15	2	0	183
Steamfitter	53	9	6	601
Teledata Communications	51	0	0	494
Tile Layer	54	11	0	5
Tuck Pointers	9	0	0	599
TOTALS	2,190	210	13	

* Journeypersons sometimes work in more than one trade.

