



DEPARTMENT OF
**NEIGHBORHOOD
SERVICES**

Compliance Loan Program Update

2024 YTD

Total Amount Approved	\$130,270
Total Loans Approved	12
Average Loan Amount	\$17,658
Average Owner Age	59 years
Average Household Income	\$31,328
Average Years Occupied	20 years
Average Assessment of Property	\$131,328

2023

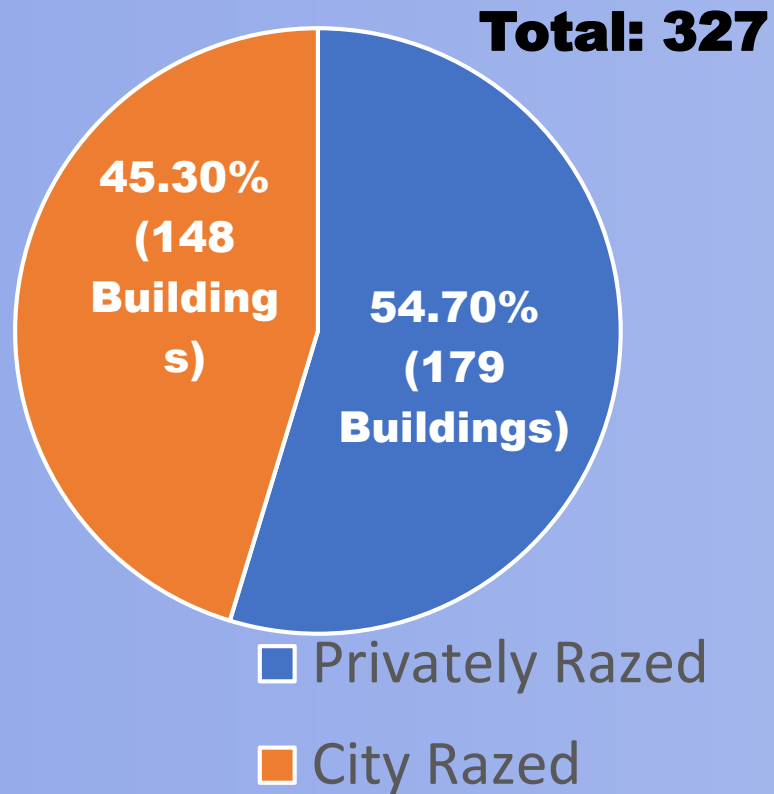
Total Amount Approved	\$1,148,476
Total Loans Approved	65
Average Loan Amount	\$17,668
Average Owner Age	60 years
Average Household Income	\$25,794
Average Years Occupied	16 years
Average Assessment of Property	\$108,210

Condemnation Update

- Deconstruction Ordinance effective March 1, 2025
- 2023 Bids: 15 total bids, 38 bids awarded (87 city-owned properties, 15 privately-owned properties)
- 2024 Bids: 2 total bids (8 private properties); DPW has completed 24 city-owned property demolitions, with 61 in process

Raze Information

(2011/2012 Through 3/31/2024)

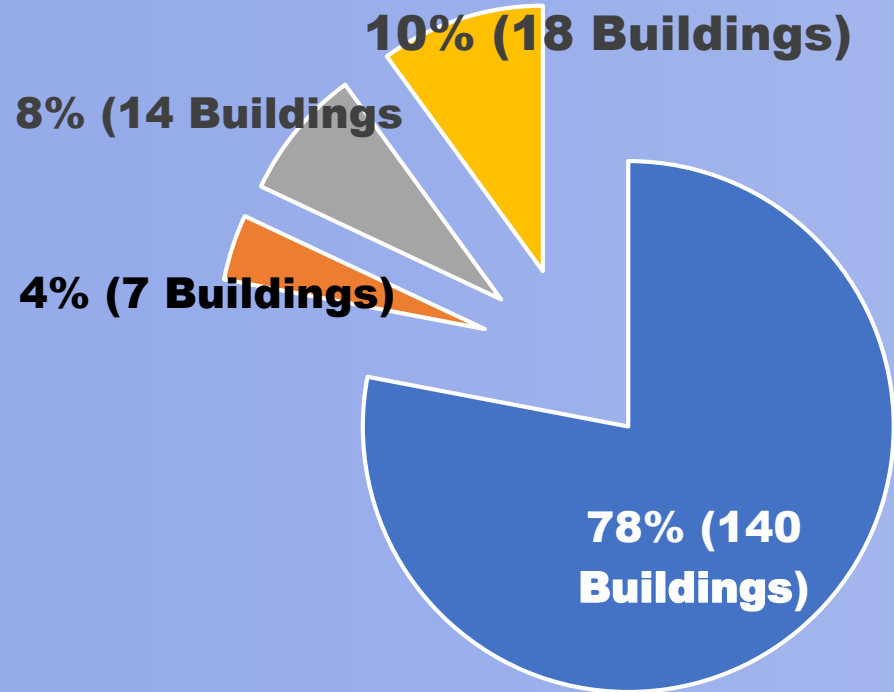


Ald. District	Privately Razed	City Razed	Total	% of Total
1	11	6	17	5.2
2	1	1	2	.6
3	2	0	2	.6
4	4	3	7	2.1
5	3	0	3	.9
6	36	69	105	32.1
7	15	17	32	9.8
8	10	1	11	3.4
9	4	3	7	2.1
10	7	1	8	2.4
11	0	0	0	0
12	26	2	28	8.6
13	2	0	2	.6
14	1	0	1	.3
15	57	45	102	31.2

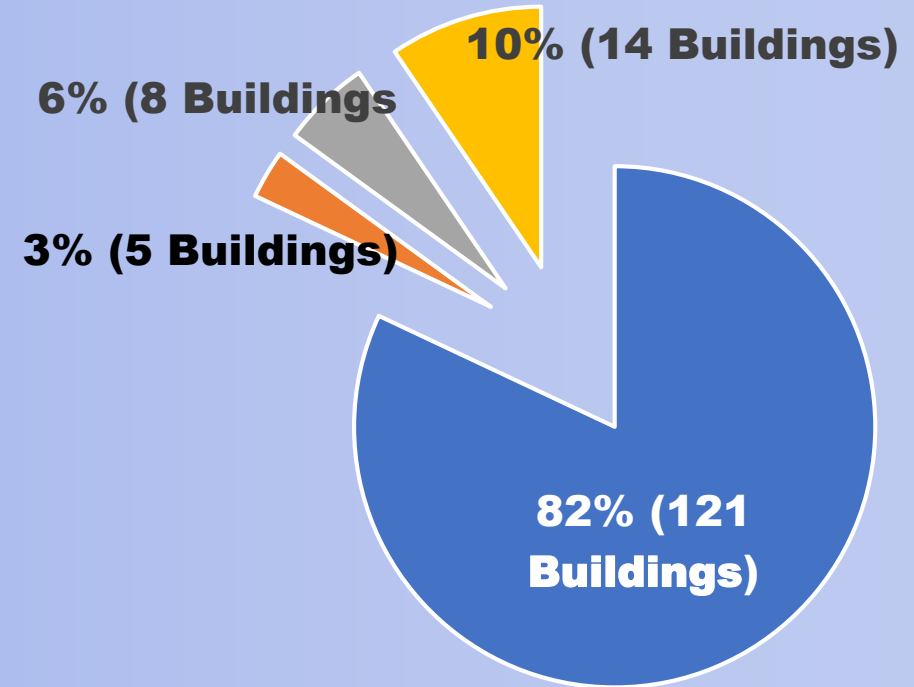
Raze Information

Privately Razed (179 Total Properties, 300 Total Units)

City Razed (148 Total Properties, 223 Total Units)



■ Single & Duplex ■ Multifamily
■ Mixed use ■ Commercial

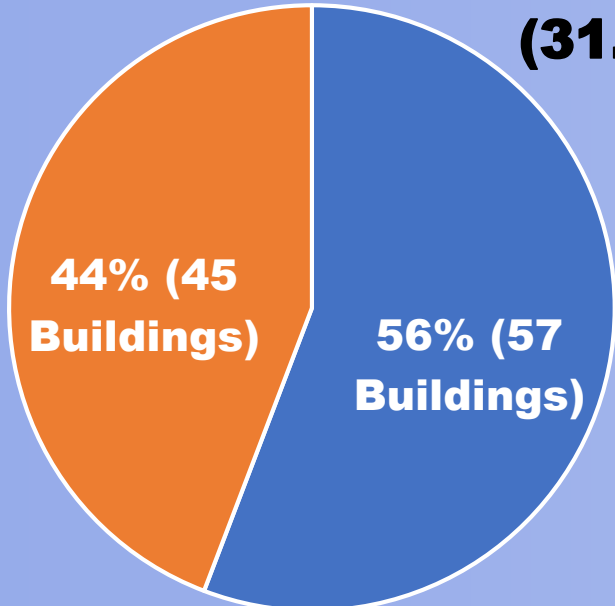


■ Single & Duplex ■ Multifamily
■ Mixed use ■ Commercial

Razes in District 15

(2011/2012 Through 3/31/2024)

**Total: 102
(31.2% of City Razes)**

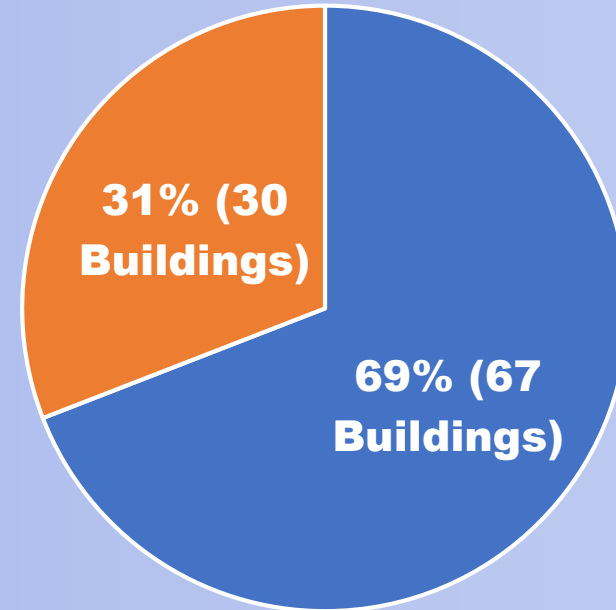


■ Privately Razed
■ City Razed

Razes in 53206

(2011/2012 Through 3/31/2024)

**Total: 97
(29.7% of City Razes)**



■ Privately Razed
■ City Razed