

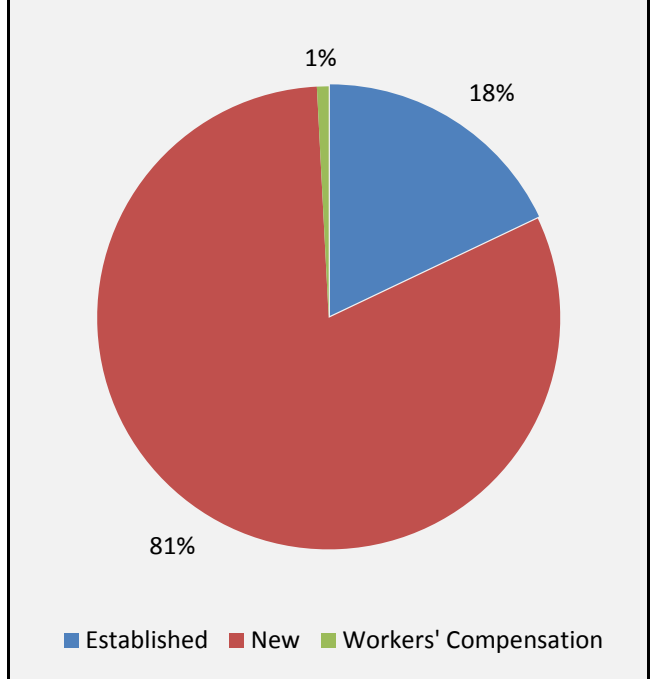
City of Milwaukee Workplace Clinic

January 1, 2015 -
March 31, 2015

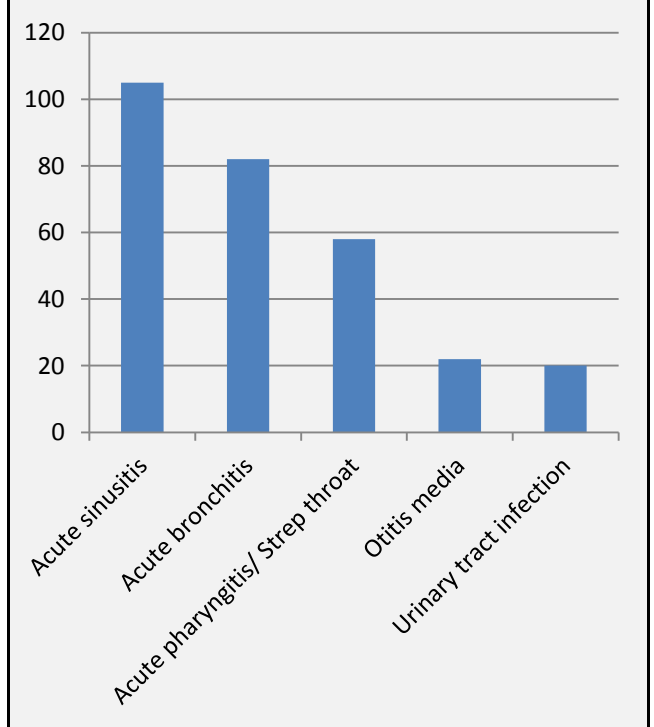
Q1 FY2015

Demographics	Q1	CYTD 2015
Established	66	66
New	299	299
Workers' Compensation	3	3
Employee	322	322
Spouse	46	46
Yes Primary Care Physician (PCP)	331	331
No PCP	36	36
Unknown	1	1
Visit Count	Q1	CYTD 2015
Total Patients	299	299
Total Visits	368	368
Insurance	March	CYTD 2015
On Insurance Plan	115	115
Not on Insurance Plan	8	8
Unknown	26	26
Workplace location	March	CYTD 2015
Works at City Hall Complex	60	60
Does not work at City Hall	58	58
Top 5 Diagnoses	Q1	
Acute sinusitis	105	
Acute bronchitis	82	
Acute pharyngitis/ Strep throat	58	
Otitis media	22	
Urinary tract infection	20	
Orders and Referrals	Q1	CYTD 2015
On-site Lab Testing	303	303
Vaccinations	0	0
PCP Referral	2	2
Specialty Care Referral	5	5

Demographics Q1



Top 5 Diagnoses Q1



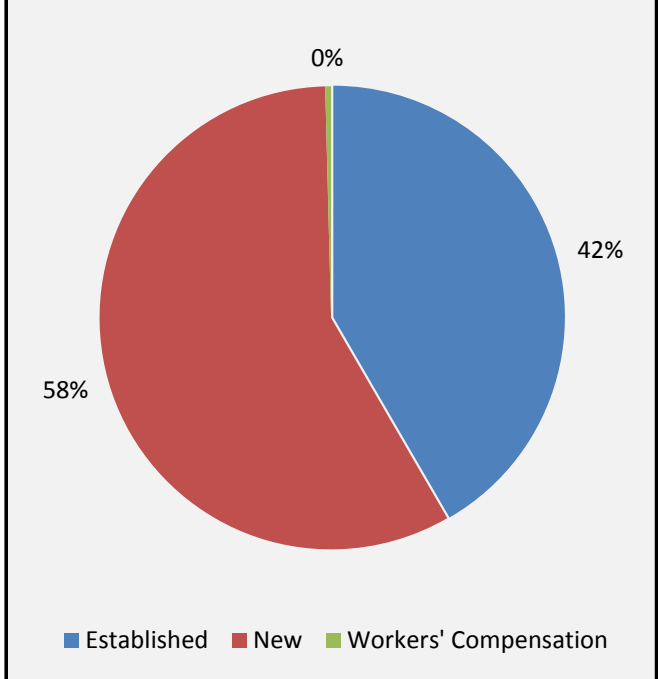
City of Milwaukee Workplace Clinic

April 1, 2015 - June 30, 2015

Q2 FY2015

Demographics	Q2	CYTD 2015
Established	204	270
New	284	583
Workers' Compensation	2	5
Employee	442	764
Spouse	48	94
Yes Primary Care Physician (PCP)	443	774
No PCP	46	82
Unknown	1	2
Visit Count	Q2	CYTD 2015
Total Patients	302	601
Total Visits	490	858
Insurance	Q2	CYTD 2015
On Insurance Plan	473	588
Not on Insurance Plan	12	20
Unknown	5	31
Workplace location	Q2	CYTD 2015
Works at City Hall Complex	217	277
Does not work at City Hall	245	303
Top 5 Diagnoses	Q2	
Acute sinusitis	113	
Acute pharyngitis/Strep throat	72	
Acute bronchitis	58	
Otitis media	53	
Urinary tract infection	41	
Orders and Referrals	Q2	CYTD 2015
On-site Lab Testing	487	790
Vaccinations	8	8
PCP Referral	3	5
Specialty Care Referral	5	10

Demographics Q2



Top 5 Diagnoses Q2

