

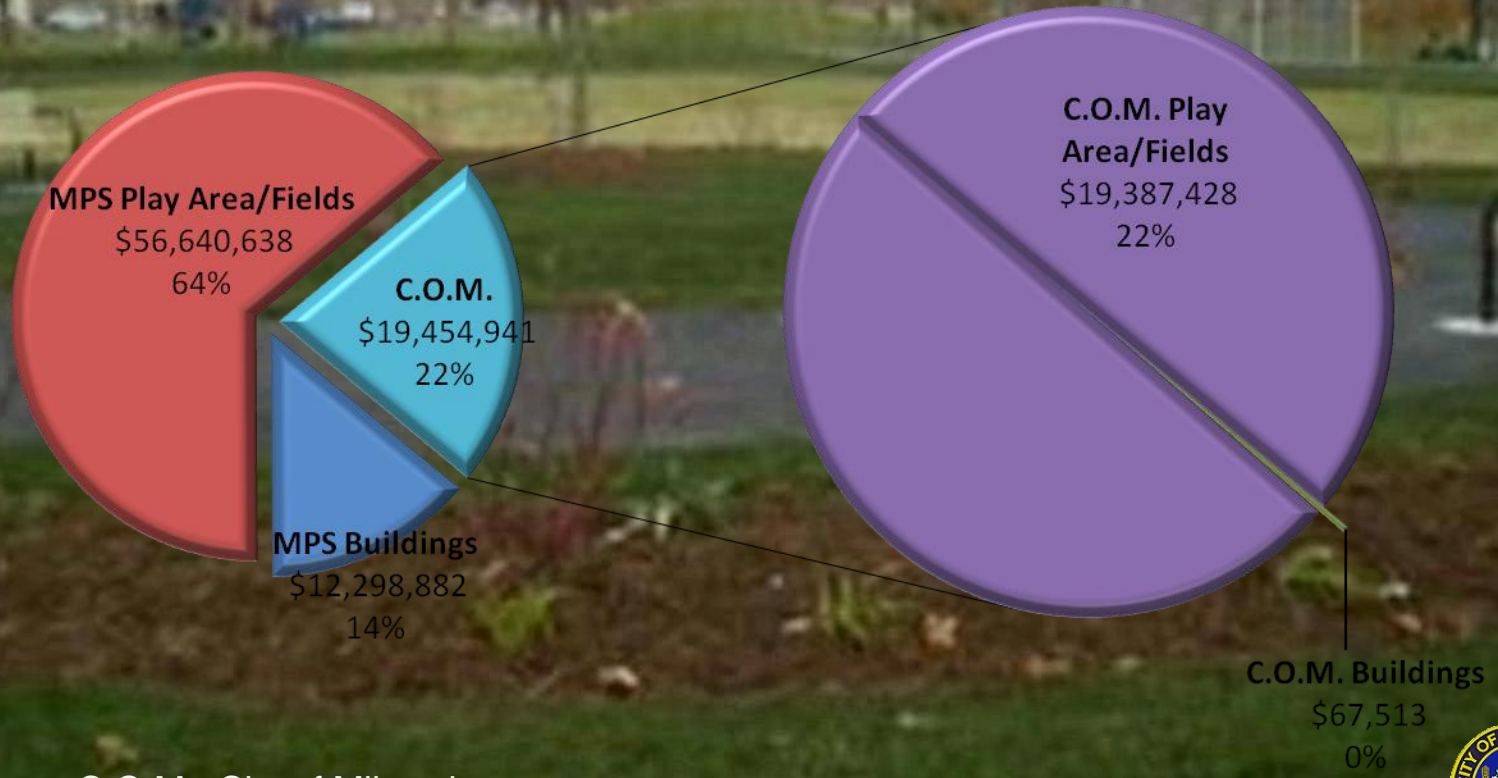
**RECREATIONAL FACILITIES**



# CITY OF MILWAUKEE

## Department of Public Works

### RECREATIONAL FACILITIES-Facility Type



C.O.M.=City of Milwaukee





# CITY OF MILWAUKEE

## *Department of Public Works*

### RECREATIONAL FACILITIES-Facilities Definition

**Play Area/Passive Area: City of Milwaukee owned, operated and maintained**



**Wright Street- Play Area**

**Play Field: City of Milwaukee owned. MPS Operated and maintained**



**Uncas Play Field-Basketball Court**

**Tot Lot: Children's playground**



**Melvina Tot Lot**



# CITY OF MILWAUKEE

## *Department of Public Works*

### RECREATIONAL FACILITIES-Statistics

Sub-Total – Play Areas, Play Fields			
	City of Milwaukee	Milwaukee Public Schools	Total
Total Number	61	34	94
Total CRV	\$19,652,555	\$61,998,146	\$81,650,701
Area	3,342,120 sq. ft.	11,286,453 sq. ft.	14,628,573 sq. ft.
Average Age	40 years	68 years	

Sub-Total - Buildings			
	City of Milwaukee	Milwaukee Public Schools	Total
Total Number	1	51	52
Total CRV	\$67,513	\$12,358,081	\$12,425,594
Area	522 sq. ft.	117,578 sq. ft.	118,100 sq. ft.
Average Age	79 years	62 years	

Total			
	City of Milwaukee	Milwaukee Public Schools	Total
Total CRV	\$19,720,068	\$74,356,227	\$94,076,295





# CITY OF MILWAUKEE

## Department of Public Works

### RECREATIONAL FACILITIES-Condition Report

Condition Report												
Play Equipment												
Type	Quantity	Condition									Repairs Required / Comments	
<small>(1) being poor to (10) being excellent</small>												
<b>Play Structure</b>												
Slides		1	2	3	4	5	6	7	8	9	10	
Climbers		1	2	3	4	5	6	7	8	9	10	
Game Panels		1	2	3	4	5	6	7	8	9	10	
Barrier/Pipe Walls		1	2	3	4	5	6	7	8	9	10	
Grab Bars		1	2	3	4	5	6	7	8	9	10	
Decks		1	2	3	4	5	6	7	8	9	10	
Clamps		1	2	3	4	5	6	7	8	9	10	
<b>Swing Set</b>												
Swings		1	2	3	4	5	6	7	8	9	10	
Chain		1	2	3	4	5	6	7	8	9	10	
Brackets		1	2	3	4	5	6	7	8	9	10	
Connectors		1	2	3	4	5	6	7	8	9	10	
Structure		1	2	3	4	5	6	7	8	9	10	
<b>Benches</b>												
Wood		1	2	3	4	5	6	7	8	9	10	
Plastic		1	2	3	4	5	6	7	8	9	10	
Metal Coated		1	2	3	4	5	6	7	8	9	10	
<b>Basketball Court</b>												
Posts		1	2	3	4	5	6	7	8	9	10	
Backboards		1	2	3	4	5	6	7	8	9	10	
Hoops		1	2	3	4	5	6	7	8	9	10	
<b>Tennis Court</b>												
Posts		1	2	3	4	5	6	7	8	9	10	
Nets		1	2	3	4	5	6	7	8	9	10	
Cables		1	2	3	4	5	6	7	8	9	10	

Columbia Playground 1345 West Columbia Street					
Facility Constructed.....1925			Impervious Surface.....89,676 sq. ft.		
Last Reconstruction.....1982			Pervious Surface.....28,122 sq. ft.		
Item	Quantity	Condition 1=poor 10=excellent	Item	Quantity	Condition 1=poor 10=excellent
Field House	1	NA	Fencing - 6'	878'	
			Fencing - 12'	584'	
Play Structure	1	NA	fabric		6
			post		6
Swing Set	1	NA			
Basketball Court	3				
		3-5			
		5			
		7			
Baseball Diamond	1				
		3			
		8			

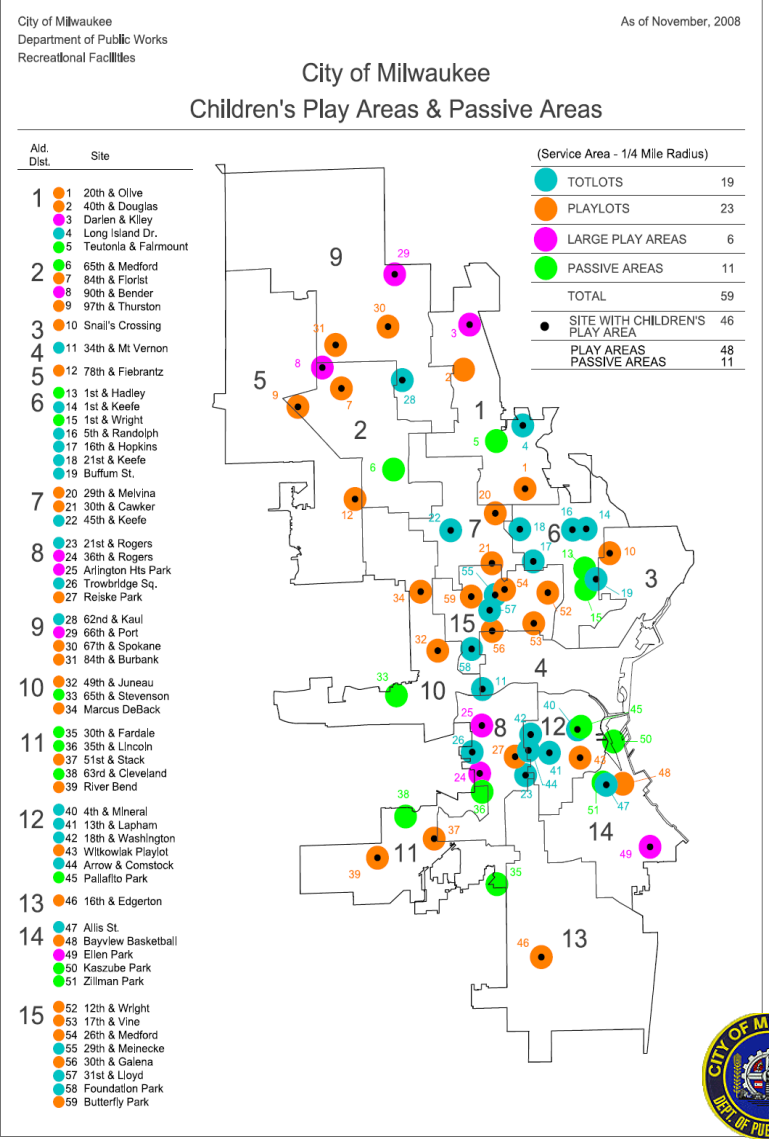


# CITY OF MILWAUKEE

## Department of Public Works

### RECREATIONAL FACILITIES

City of Milwaukee  
 Children's Play Area &  
 Passive Areas by  
 Recreational Facilities



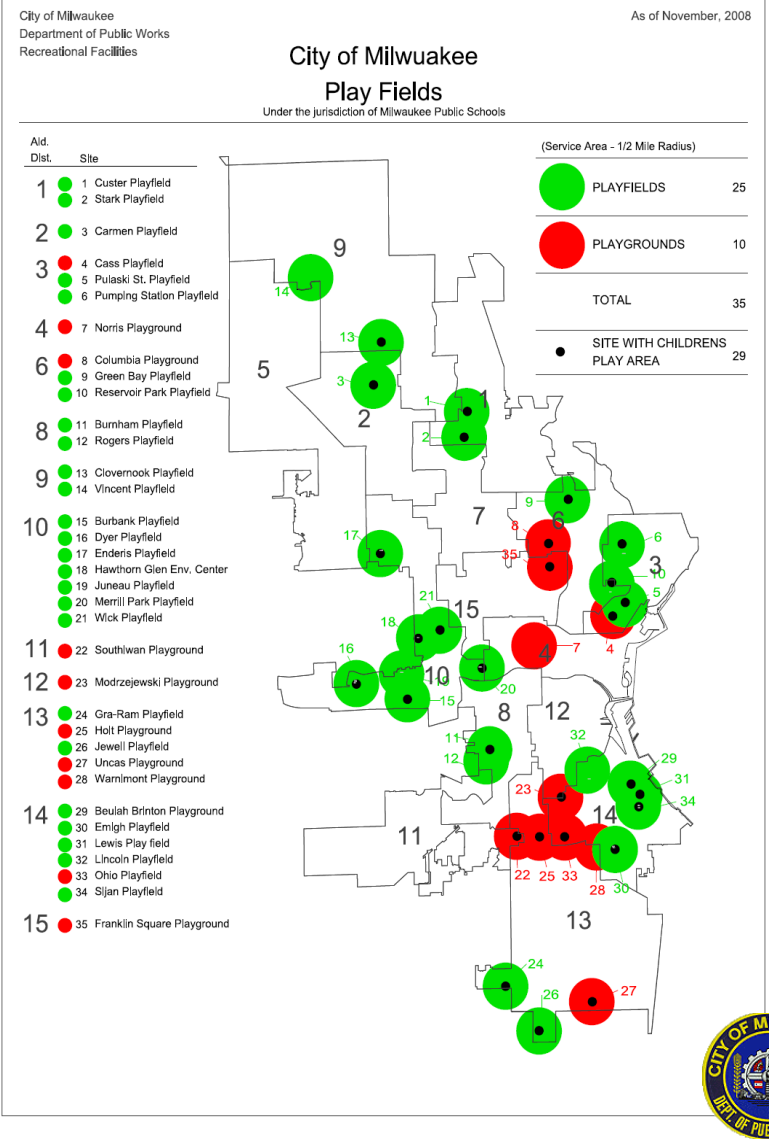


# CITY OF MILWAUKEE

## Department of Public Works

### RECREATIONAL FACILITIES

City of Milwaukee  
 Play Fields & Play Grounds  
 Operated and Maintained by  
 MPS



# CITY OF MILWAUKEE

## Department of Public Works

### RECREATIONAL FACILITIES-

#### Storm Water Management

North 66<sup>th</sup> and West Port Avenue Play Lot  
6440 West Port Avenue

Recreational Facilities - Green Initiatives				
Pervious Surfaces versus Impervious Surfaces - 2004-2010				
Year	Recreational Facility	Asphalt and Pervious Removed (sq. ft.)	Rain Garden	Trees Added (ea.)
2004	Enderis Play Field	42,336		
2005	Carmen Play Field	282		
	Lewis Playfield	19,739	1	19
2006	Kilbourn Reservoir Park, (Play Area)	13,908	1	
	South 18th and West Washington Street	990		
	North 40th and West Douglas Avenue	14,060		
2007	Norris Play Field	68,040		
	South 36th and West Rogers Street	209		
	North 30th and West Galena Street	1,485		
2008	Merrill Park	5,620		7
	Burbank	2,113		
	Hartung		1	
2009	Kilbourn Reservoir Park - Baseball Diamond		1	
2010	South 4th and West Mineral Street Play Area	1,165		
	North 66th and West Port Avenue Play Lot		2	5
Total		169,947	6	31



Before



After



After





# CITY OF MILWAUKEE

## Department of Public Works

### RECREATIONAL FACILITIES-Reconstruction Plan

RECREATIONAL FACILITIES Reconstruction Plan						
Year	Site	Reconstruction Description	Total Construction Cost	Ald. Dist.	Aldersperson	Last Constructed
2011	Columbia	Playground Reconstruction	\$ 151,000	6	Coggs	1982
<b>2011 Total</b>			<b>\$ 151,000</b>			
2012	Gra-Ram	Tennis Court Reconstruction	\$ 103,000	13	Witkowski	1980
2012	Warmimont	Tennis Court Reconstruction	\$ 103,000	14	Zielinski	1981
2012	Emigh	Tennis Court Reconstruction	\$ 103,000	14	Zielinski	1982
2012	Clovernook	Tennis Court Reconstruction	\$ 52,500	9	Puente	1985
2012	Various Recreation Sites	Necessary Non-programed Improvements	\$ 25,000			
2012	Engineering		\$ 52,500			
<b>2012 Total</b>			<b>\$ 439,000</b>			
2013	Ellen	Tennis Court Reconstruction	\$ 109,000	14	Zielinski	1982
2013	Holt	Playground Reconstruction	\$ 156,750	13	Witkowski	1979
2013	Modrzejewski	Playground Reconstruction	\$ 156,750	12	Witkowiak	1973
2013	Various Recreation Sites	Necessary Non-programed Improvements	\$ 25,000			
2013	Engineering		\$ 52,500			
<b>2013 Total</b>			<b>\$ 500,000</b>			
2014	Juneau (Phase-1)	Tennis Court Reconstruction	\$ 161,500	10	Murphy	1983
2014	Burnham (Phase-1)	Playground Reconstruction	\$ 87,000	8	Donovan	1971
2014	DeBack (Phase-1)	Playground Reconstruction	\$ 87,000	10	Murphy	1995
2014	Southlawn (Phase-1)	Playground Reconstruction	\$ 87,000	11	Dudzik	1990
2014	Various Recreation Sites	Necessary Non-programed Improvements	\$ 25,000			
2014	Engineering		\$ 52,500			
<b>2014 Total</b>			<b>\$ 500,000</b>			
2015	Juneau (Phase-2)	Tennis Court Reconstruction	\$ 161,500	10	Murphy	1983
2015	Burnham (Phase-2)	Playground Reconstruction	\$ 87,000	8	Donovan	1971
2015	DeBack (Phase-2)	Playground Reconstruction	\$ 87,000	10	Murphy	1995
2015	Southlawn (Phase-2)	Playground Reconstruction	\$ 87,000	11	Dudzik	1990
2015	Various Recreation Sites	Necessary Non-programed Improvements	\$ 25,000			
2015	Engineering		\$ 52,500			
<b>2015 Total</b>			<b>\$ 500,000</b>			
<b>Grand Total</b>			<b>\$ 2,090,000</b>			
CO = Construction Only D0 = Design Only						



# CITY OF MILWAUKEE

*Department of Public Works*

RECREATIONAL FACILITIES

