


KOMATSU

Mining Corp.

Data through December 31, 2021



Prepared by



TABLE OF CONTENTS

3
Executive Summary
History
Project Team
Goals

4
Inclusion
SBE Professional Services
SBE Construction
RPP



Komatsu is building a state-of-the-art manufacturing and global mining campus in Milwaukee's Harbor District. Work on the new campus is expected to create over 2,000 construction jobs. Komatsu expects to invest approximately \$285 million dollars in the project. When complete, it will include engineering and robotics labs, a large office complex, a customer experience center, a modern manufacturing facility and more - with potential to employ more than a thousand people. Construction of the campus is expected to be complete in 2022.

The project's design will be completed by Eppstein Uhen Architects (EUA) and GRAEF, and construction by Construction Manager/General Contractor, Hunzinger Construction Company. Prism Technical Management & Marketing Services, LLC (Prism) has been contracted to assist in the achievement of project inclusion goals: 40% RPP workforce; and contract spend of 25% Construction and 18% Professional Services.

The new Milwaukee campus will allow Komatsu to combine operations from two of its three Milwaukee-area facilities: one off National Avenue in West Milwaukee and the other at the Honey Creek Corporate Center in Wauwatosa.



SBE Participation: Professional Services

The Total Adjusted budget to date is \$6,862,604 with SBE/DBE firms holding \$1,373,541 in contracts or 20.0%. Professional Service SBE firms were paid \$1,304,280 or 95.0% of their contract value through December 2021.

TABLE 1: PROFESSIONAL SERVICES CONTRACTS through December 2021

Firm	Contracted by	Scope of Services	Value Subject to Participation
EUA/Graef	Komatsu	Lead Architectural and Engineering services	\$5,969,498
GESTRA Engineering	Komatsu	Geotechnical /Testing &Environmental Drilling	\$384,941
Avantti Design Group, LLC	Hunzinger Construction Co.	Pre-Engineered Metal Building Design	\$250,081
Prism Technical Management & Marketing	Komatsu	Diversity/ Inclusion Mangment	\$259,030
TOTAL			\$6,863,550

TABLE 2: SBE PROFESSIONAL SERVICES INCLUSION through December 2021

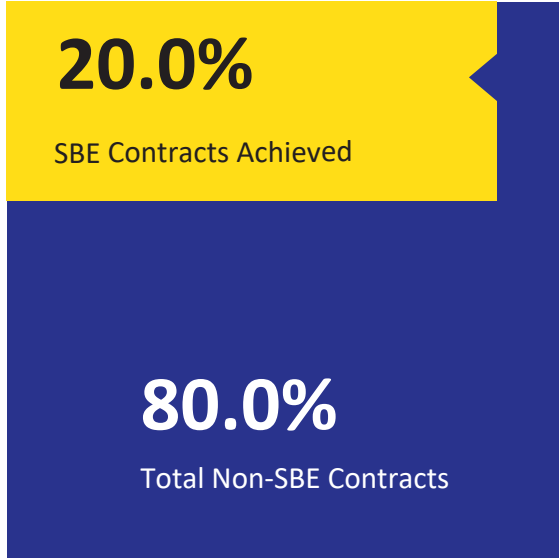
SBE Firm	Contracted by	Scope of Services	Awarded Contract Value	Paid to Date	% of Contract paid through December 2021
Prism Technical Management & Marketing	Komatsu	Inclusion Consultants	\$259,030	\$215,210	83.1%
GESTRA Engineering	Komatsu	Consultants	\$384,941	\$384,941	100.0%
ADG Avantti Design Group, LLC	Hunzinger Construction Co.	Pre-Engineered Metal Building Design	\$250,081	\$250,081	100.0%
Bloom Companies, LLC	EUA	Structural Engineering	\$129,440	\$129,440	100.0%
IBC Engineering Services, Inc.	EUA	Mech/Elec/Plumbing Engineering	\$120,475	\$105,416	87.5%
M&E Architects + Engineers, LLC	EUA	Architectural Consulting	\$155,900	\$155,900	100.0%
Stormwater Solutions Engineering, LLC	EUA	Civil Engineering	\$32,874	\$25,331	77.1%
TerraTec Engineering, LLC	EUA	Civil Engineering	\$40,800	\$37,963	93.0%
SBE Total			\$1,373,541	\$1,304,280	95.0%

Project Subject to Participation	
Total Contracts	\$6,863,550
SBE Contract Participation	20.0%
Project Goal is 18%	

PROFESSIONAL SERVICES SBE INCLUSION

GRAPH 1

Contract Participation



GRAPH 2

Payments To Date



Monument display on site.

SBE Participation: Construction

The Total Adjusted budget to date is \$165,497,093 with SBE/DBE firms holding \$66,999,148 in contracts or 40.5%. Construction Services SBE firms were paid \$57,435,423 or 85.7% of their contract value through December 2021.

TABLE 3: CONSTRUCTION CONTRACT through December 2021

Firm	Contracted by	Scope of Work	Value Subject to Participation
Hunzinger Construction Co.	Komatsu	General Contractor	\$165,497,093

TABLE 4: SBE CONSTRUCTION INCLUSION through December 2021

SBE Firm	Contracted by	Scope of Work	SBE Contract Value	SBE Paid to Date	% of Contract paid through December 2021
Avanti Design Group, LLC (1)	Hunzinger Construction Co.	Pre Engineered Metal Building	\$16,301,314	\$14,808,251	90.8%
Arrow-Crete Construction, LLC	Cornerstone One, LLC	Concrete Work	\$25,000	\$6,029	24.1%
Best CCS, LLC dba - Clearcut Solutions, LLC	Hunzinger Construction Co.	Concrete Coring - Machine Bases	\$102,512	\$43,311	42.2%
Best Erectors, Inc.	Midwest Stairs & Iron	Supply/Install Misc. Metals	\$533,516	\$211,114	39.6%
Construction Services of Milwaukee, LLC	Michels Corp.	Onsite Pile Work	\$1,469,504	\$1,469,504	100.0%
Dairyland Energy Solutions, Inc.	Cornerstone One, LLC	Plumbing Systems - Office	\$754,750	\$413,190	54.7%
Dairyland Energy Solutions, Inc.	Cornerstone One, LLC	Plumbing Material - Manufacturing	\$101,723	\$101,723	100.0%
Dairyland Energy Solutions, Inc.	Staff Electric Co., Inc.	Electrical - Man., Bridge & Site	\$36,470	\$0	0.0%
DSR Millwright	Staff Electric Co., Inc.	Stage/Inspect Machinery	\$38,038	\$38,038	100.0%
Duwe Metal Products, Inc.	Superior Masonry	Rebar	\$1,919,188	\$1,919,188	100.0%
Duwe Metal Products, Inc.	Hunzinger Construction Co.	Reinforcing Steel - Machine Bases	\$1,631,969	\$1,135,553	69.6%
Duwe Metal Products, Inc.	Hunzinger Construction Co.	Misc. Metals - Machine Bases	\$1,038,769	\$1,038,769	100.0%
Duwe Metal Products, Inc.	Hunzinger Construction Co.	Supply/Install Misc. Metals - Office	\$897,420	\$897,420	100.0%
Duwe Metal Products, Inc.	Hunzinger Construction Co.	Reinforcing Steel - Office	\$1,801,790	\$1,135,553	63.0%
Duwe Metal Products, Inc.	Hunzinger Construction Co.	Reinforcing Steel - Bay 1-4	\$681,609	\$681,609	100.0%
Duwe Metal Products, Inc.	Hunzinger Construction Co.	Reinforcing Steel - Bay 5	\$620,521	\$620,521	100.0%
Duwe Metal Products, Inc.	Hunzinger Construction Co.	Reinforcing Steel - Parking Deck	\$371,276	\$371,276	100.0%
Duwe Metal Products, Inc.	Hunzinger Construction Co.	Reinforcing Steel - Bridge	\$30,831	\$30,831	100.0%
Duwe Metal Products, Inc.	Hunzinger Construction Co.	Reinforcing Steel - Monuments	\$31,738	\$31,738	100.0%
Duwe Metal Products, Inc.	Klein-Dickert Milwaukee, Inc.	Window System	\$1,164,307	\$933,331	80.2%
Duwe Metal Products, Inc.	Staff Electric Co., Inc.	Produce Custom Enclosures	\$59,366	\$59,366	100.0%
Equity Supply Group, LLC	Muza Sheet Metal Co.	Insulation	\$41,366	\$41,366	100.0%
Equity Supply Group, LLC	Muza Sheet Metal Co.	ACM Panel Material	\$124,834	\$124,834	100.0%
Equity Supply Group, LLC	Muza Sheet Metal Co.	ACM Panel Material	\$76,953	\$76,953	100.0%
Express Insulation, Inc.	Cornerstone One, LLC	Plumbing Systems	\$301,535	\$63,970	21.2%
Gordon Solutions, LLC	Klein-Dickert Milwaukee, Inc.	Labor	\$36,235	\$36,235	100.0%
Hard Rock Sawing & Cutting Co.	Cornerstone One, LLC	Concrete Cutting	\$12,428	\$12,428	100.0%
Heider & Bott Co.	Cornerstone One, LLC	Material Supplier	\$200,758	\$200,758	100.0%
Hetzel-Sanfilippo, Inc.	Hunzinger Construction Co.	Framing & Drywall with Fireproofing	\$4,273,421	\$2,933,688	68.6%
Hiram Power Electric, LLC	Staff Electric Co., Inc.	Fixtures & Lighting	\$2,863,226	\$2,863,226	100.0%
House of Stone, Inc.	Tri Formed Top Corp.	Supply/Install Countertops	\$312,434	\$166,104	53.2%
Hurt Electric, Inc.	Hunzinger Construction Co.	Electrical - Office, Parking Deck & Site	\$4,727,270	\$4,319,576	91.4%

TABLE 4 cont.: SBE CONSTRUCTION INCLUSION through December 2021

SBE Firm	Contracted by	Scope of Work	SBE Contract Value	SBE Paid to Date	% of Contract paid through December 2021
Hurt Electric, Inc.	Pieper Electric, Inc.	Temp Site Electric	\$96,388	\$96,388	100.0%
HVA Products, Inc.	Grunau Co.	HVAC Office & Parking Deck	\$555,870	\$490,040	88.2%
HVA Products, Inc.	Lee Plumbing & Mechanical	HVAC Manufacturing & Bridge	\$421,238	\$157,632	37.4%
JCP Construction, LLC	A.W. Oakes & Son	Concrete Work	\$402,923	\$382,776	95.0%
JCP Construction, LLC	Hunzinger Construction Co.	Foundation Concrete - Man. Bay	\$671,649	\$330,893	49.3%
JCP Construction, LLC	Hunzinger Construction Co.	Bridge Carpentry	\$54,069	\$0	0.0%
JCP Construction, LLC	Hunzinger Construction Co.	Manufacturing & Parking Carpentry	\$289,409	\$99,917	34.5%
JCP Construction, LLC	Hunzinger Construction Co.	Office Carpentry	\$33,930	\$0	0.0%
JCP Construction, LLC	Hunzinger Construction Co.	Prime Contractor	\$493,240	\$493,240	100.0%
JCP Construction, LLC	Hunzinger Construction Co.	Foundation Concrete - Office	\$128,500	\$0	0.0%
JCP Construction, LLC	Muza Sheet Metal Co.	Exterior Metal Panel System	\$374,407	\$89,351	23.9%
JCP Construction, LLC	Muza Sheet Metal Co.	Jobsite Labor	\$81,513	\$81,513	100.0%
KMI Construction, LLC	Hunzinger Construction Co.	Office Masonry	\$1,352,920	\$1,207,415	89.2%
M&J Krueger Trucking, LLC	Stano Landscaping, Inc.	Trucking/Hauling	\$56,400	\$56,400	100.0%
Peachy Clean Commercial & Construction Cleaning, LLC	Hunzinger Construction Co.	Construction Cleaning	\$31,740	\$31,740	100.0%
P.J.'s Trucking, LLC	Payne & Dolan, Inc.	Trucking - Asphalt	\$9,050	\$0	0.0%
P.L. Freeman Co.	Cornerstone One, LLC	Subcontractor/Supplier - Site Utilities	\$150,014	\$114,839	76.6%
P.L. Freeman Co.	Lee Plumbing & Mechanical	Jobsite Labor & Equipment	\$2,126,803	\$1,746,920	82.1%
P.L. Freeman Co.	MM Schranz, Inc.	Roofing - Manufacturing	\$569,190	\$569,190	100.0%
P.L. Freeman Co.	MM Schranz, Inc.	Roofing - Ofc., Parking, Bridge	\$258,661	\$258,661	100.0%
Price & Sons, Inc.	Cornerstone One, LLC	Material Supplier	\$533,514	\$533,514	100.0%
Ram's Contracting LTD	Hunzinger Construction Co.	Trash Removal and Misc. Trucking	\$167,553	\$167,553	100.0%
Rockwell Mechanical, LLC	Grunau Co.	HVAC Office & Parking Deck	\$1,616,458	\$1,463,382	90.5%
Rockwell Mechanical, LLC	Cornerstone One, LLC	Vapor Barrier - Office	\$22,207	\$22,207	100.0%
Rodriguez Coonstruction Co.	Payne & Dolan, Inc.	Asphalt Labor	\$10,084	\$10,084	100.0%
Security Officer Services, Inc.	Hunzinger Construction Co.	Site Security	\$160,000	\$142,499	89.1%
South Star Trucking, Inc.	Payne & Dolan, Inc.	Trucking - Asphalt	\$54,350	\$17,623	32.4%
SPE, Inc.	Avantti Design Group, LLC	Steel Erection - Building	\$5,684,487	\$5,684,487	100.0%
SPE, Inc.	Daigle Brothers, Inc.	Steel Erection - Office	\$1,258,331	\$1,258,331	100.0%
SPE, Inc.	Doral Corp.	Steel Erection - Bridge	\$412,400	\$367,172	89.0%
Straightline Grading & Excavating, LLC	Cornerstone One, LLC	Material/Labor	\$150,000	\$74,288	49.5%
Straightline Grading & Excavating, LLC	A.W. Oakes & Son	Mass Grading	\$1,897,479	\$1,897,479	100.0%
Szada Trucking, Inc.	Cornerstone One, LLC	Trucking / Hauling - Site Utilities	\$207,699	\$207,699	100.0%
Szada Trucking, Inc.	Cornerstone One, LLC	Trucking / Hauling - Office Plumbing	\$68,440	\$61,085	89.3%
Szada Trucking, Inc.	Cornerstone One, LLC	Trucking / Hauling - Office Excavation	\$718,338	\$718,338	100.0%
Thomas A. Mason Company, Inc.	Hunzinger Construction Co.	Painting	\$1,909,092	\$907,724	47.5%
Thomas A. Mason Company, Inc.	Hunzinger Construction Co.	Flooring	\$984,059	\$571,591	58.1%
Toki & Associates, Inc.	Hunzinger Construction Co.	Survey & Layout	\$40,000	\$5,320	13.3%
Toki & Associates, Inc.	Cornerstone One, LLC	Survey & Layout - Site Utilities	\$38,970	\$38,970	100.0%
Tremmel-Anderson Trucking, LLC	Payne & Dolan, Inc.	Trucking - Hauling	\$2,153	\$2,153	100.0%

TABLE 4 cont.: SBE CONSTRUCTION INCLUSION through December 2021

SBE Firm	Contracted by	Scope of Work	SBE Contract Value	SBE Paid to Date	% of Contract paid through December 2021
Vazcaino's Trucking, LLC	Payne & Dolan, Inc.	Trucking - Asphalt	\$13,100	\$19,940	152.2%
ZS, LLC	Michels Corp.	Survey & Documentation	\$73,950	\$73,950	100.0%
ZS, LLC	Hunzinger Construction Co.	Roof Davits Manufacturing	\$236,500	\$197,665	83.6%
SBE Construction Contracts Awarded to Date			\$66,999,148	\$57,435,423	85.7%
All Construction Contracts Awarded to Date			\$165,497,093		
SBE Construction Participation to Date			40.5%	Project Goal is 25%	

* S/DBE also has a certified sub contractor. Contract values shown are for self perform work only

CONSTRUCTION SBE INCLUSION

GRAPH 3

Contract Participation



GRAPH 4

Payments To Date



TABLE 5: TOTAL RPP PARTICIPATION through December 2021

Contractor	Contracted by	Scope of Work	Total Hours	RPP Hours	RPP %	Bonus Hours	RPP w/ Bonus Hours	RPP/SIA Hours	RPP/SIA %
30th State, LLC	MJM Truckin' LLC	Trucking	575.0	0.0	0.0%	0.0	0.0%	0.0	0.0%
ADG	Hunzinger Construction Co.	Fabrication & Installation	4,471.8	866.5	19.4%	209.7	24.1%	225.0	26.0%
Alex Simply Trucking, LLC	MJM Truckin' LLC	Trucking	188.5	188.5	100.0%	84.8	145.0%	188.5	100.0%
Area Erectors	Spancrete, Inc.	Steel & Precast Erector	2,637.0	1,078.0	40.9%	407.2	56.3%	390.0	36.2%
Arrow Crete Construction	Cornerstone Plumbing	Concrete Work	31.5	9.0	28.6%	2.9	37.8%	9.0	100.0%
A.W. Oakes & Sons, Inc.	Hunzinger Construction Co.	Mass Grading	18,271.0	6,272.3	34.3%	2,222.6	46.5%	2,741.5	43.7%
Bane Nelson	Zs LLC	General Contractor	284.0	0.0	0.0%	0.0	0.0%	0.0	0.0%
Building Services, Inc.	Hunzinger Construction Co.	Hunzinger Construction Co.	757.0	181.0	23.9%	52.7	30.9%	181.0	100.0%
Chilstrom Erecting Corp.	Duwe Metal Products	Rebar	18,277.5	3,785.0	20.7%	939.9	25.9%	2,164.0	57.2%
CEB Trucking LLC		Trucking	3.5	0.0	0.0%	0.0	0.0%	0.0	0.0%
Construction Services of Milwaukee, LLC	Michels Corp.	Structural Steel Furnish & Install	2,197.0	2,005.5	91.3%	892.9	131.9%	141.5	7.1%
Cornerstone Plumbing	Hunzinger Construction Co.	Footing Excavation	28,142.6	7,308.6	26.0%	2,192.1	33.8%	1,523.3	20.8%
C.M. Morris Group, Inc.	Hetzel-Sanfilippo, Inc.	Fireproofing & Spray Foam Insulation	1,216.8	139.0	11.4%	8.7	12.1%	0.0	0.0%
Dairyland Energy Solutions, Inc.	Cornerstone Plumbing	Fixture Installation	876.0	876.0	100.0%	394.2	145.0%	0.0	0.0%
David Bartel Trucking, Inc.	MJM Truckin' LLC	Trucking	125.0	0.0	0.0%	0.0	0.0%	0.0	0.0%
Delgado Trucking	MJM Truckin' LLC	Trucking	875.5	875.5	100.0%	394.0	145.0%	875.5	100.0%
Design Build Fire Protection	Hunzinger Construction Co.	Fire Protection	6,391.5	3,156.0	49.4%	1,268.0	69.2%	0.0	0.0%
Doral Corp.	Construction Services of Milwaukee, LLC/ Hunzinger Construction Co.	Welding Piles	1,117.0	1,117.0	100.0%	502.7	145.0%	1,081.0	96.8%
Duwe Metal Products	Hunzinger Construction Co./ Klein-Dickert Milwaukee, Inc./ Superior Masonry	Reinforcing Steel/ Window System/ Concrete Slabs	6,973.8	3,570.0	51.2%	1,436.3	71.8%	3,105.0	87.0%
Edra Trucking, LLC	MJM Truckin' LLC	Trucking	474.8	272.0	57.3%	112.3	80.9%	272.0	100.0%
Elevated Trucking LLC		Trucking	25.0	0.0	0.0%	0.0	0.0%	0.0	0.0%
Express Insulation	Cornerstone Plumbing	Insulation Installation	1,261.5	1,048.5	83.1%	461.2	119.7%	0.0	0.0%
Gordon Solutions, LLC	Klein-Dickert Milwaukee, Inc.	Glass Installation and Glazing	502.3	502.3	100.0%	226.0	145.0%	40.0	8.0%
Grunau Company	Hunzinger Construction Co.	Fire Protection & Mechanical Systems	11,627.5	4,520.0	38.9%	2,273.6	58.4%	477.5	10.6%
Guin's Trucking, LLC	MJM Truckin' LLC	Trucking	23.5	0.0	0.0%	0.0	0.0%	0.0	0.0%
Hard Rock Sawing	Cornerstone Plumbing	Site Utilities	68.5	0.0	0.0%	0.0	0.0%	0.0	0.0%
Helmrick's Trucking, LLC	MJM Truckin' LLC	Trucking	39.0	0.0	0.0%	0.0	0.0%	0.0	0.0%
Hetzel-Sanfilippo, Inc.	Hunzinger Construction Co.	Insulation Contractor	29,261.8	12,867.0	44.0%	5,014.2	61.1%	7,275.0	56.5%
HI & J Trucking, LLC	MJM Truckin' LLC	Trucking	156.8	156.8	100.0%	70.5	144.9%	0.0	0.0%
Hillside Damproofing	Hunzinger Construction Co.	Waterproofing Machine Bases	656.8	0.0	0.0%	0.0	0.0%	0.0	0.0%
Hunzinger Construction Co.	Hunzinger Construction Co.	General Contractor	89,043.5	42,911.0	48.2%	17,984.6	68.4%	8,053.5	18.8%
Hurt Electric, Inc.	Pieper Electric, Inc./ Hunzinger Construction Co.	Electrical Work	6,547.0	4,131.5	63.1%	1,738.4	89.7%	906.5	21.9%
HVA Products, Inc.	Grunau Company/ Lee Plumbing Mechanical	HVAC Installation	2,206.5	1,299.0	58.9%	0.0	58.9%	0.0	0.0%
Insulation Industries, Inc.	Grunau Company	Furnish/Install HVAC Controls	3,225.0	2,031.5	63.0%	854.5	89.5%	689.5	33.9%
Ivan's Trucking, LLC	MJM Truckin' LLC	Trucking	182.5	182.5	100.0%	82.1	145.0%	182.5	100.0%
JCP Construction	Hunzinger Construction Co./ Muza Sheet Metal Co.	Foundation Concrete/ Labor	10,027.0	5,388.0	53.7%	2,192.7	75.6%	2,607.0	48.4%
JLS Truckin' LLC	MJM Truckin' LLC	Trucking	338.5	338.5	100.0%	152.3	145.0%	338.5	100.0%
Jose G Mora Trucking, LLC	MJM Truckin' LLC	Trucking	16.0	0.0	0.0%	0.0	0.0%	0.0	0.0%
JRA Construction, LLC	Cornerstone Plumbing	Trucking	286.0	0.0	0.0%	0.0	0.0%	0.0	0.0%
Klein-Dickert Milwaukee, Inc.	Hunzinger Construction Co.	Glass & Glazing Services	10,366.0	4,287.8	41.4%	1,625.6	57.0%	1,488.0	34.7%

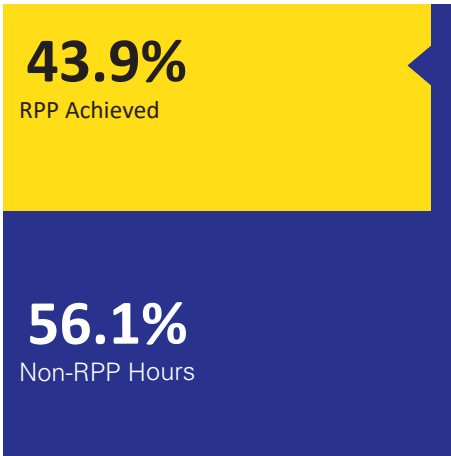
TABLE 5 Cont.: TOTAL RPP PARTICIPATION through December 2021

Contractor	Contracted by	Scope of Work	Total Hours	RPP Hours	RPP %	Bonus Hours	RPP w/ Bonus Hours	RPP/SIA Hours	RPP/SIA %
KMI Construction, LLC	Hunzinger Construction Co.	Masonry	11,125.5	4,783.5	43.0%	1,835.5	59.5%	4,003.0	83.7%
L&S Insulation	Lee Plumbing Mechanical Contractors, Inc.	Insulation	78.0	0.0	0.0%	0.0	0.0%	0.0	0.0%
LDE Trucking, LLC	MJM Truckin' LLC	Trucking	130.8	0.0	0.0%	0.0	0.0%	0.0	0.0%
Lee Plumbing Mechanical Contractors, Inc.	Hunzinger Construction Co.	HVAC & Electrical Work	15,957.0	7,043.0	44.1%	2,723.7	61.2%	1,312.0	18.6%
M. M. Schranz Roofing, Inc.	Hunzinger Construction Co.	Commercial Roofing & Waterproofing	10,529.5	4,250.0	40.4%	1,598.5	55.5%	1,226.5	28.9%
Michels Corp.	Hunzinger Construction Co.	Pile Driving	35,146.0	12,972.0	36.9%	4,728.7	50.4%	4,510.0	34.8%
Midwest Stairs & Iron, Inc	Hunzinger Construction Co.	Fabrication & Steel, Metal railings	2,830.0	823.0	29.1%	270.0	38.6%	806.5	98.0%
MJM Truckin' LLC	Straightline Grading & Excavating, LLC	Trucking	2,058.0	2,058.0	100.0%	926.1	145.0%	0.0	0.0%
Moras Trucking Uno, LLC	MJM Truckin' LLC	Trucking	972.0	754.5	77.6%	328.7	111.4%	754.5	100.0%
Muza Sheet Metal	Hunzinger Construction Co.	Sheet Metal Supplier	2,370.5	0.0	0.0%	0.0	0.0%	0.0	0.0%
Northway	Hunzinger Construction Co.	Fence Contractor	1,004.0	168.0	16.7%	33.8	20.1%	168.0	100.0%
P.L. Freeman Co.	Cornerstone Plumbing/ M.M. Schranz, Inc./ Lee Plumbing Mechanical	Site Utilities/ Roofing	1,915.5	1,863.5	97.3%	836.0	140.9%	173.5	9.3%
Payne & Dolan, Inc.	Hunzinger Construction Co.	Foundation Concrete/ Excavating	1,953.3	435.8	22.3%	148.0	29.9%	130.5	29.9%
Performance Contracting, Inc DBA PCI Austad	Hunzinger Construction Co.	Acoustic Ceiling Installation	3,912.5	1,692.5	43.3%	689.1	60.9%	561.5	33.2%
R & C Trucking, LLC	MJM Truckin' LLC	Trucking	49.0	0.0	0.0%	0.0	0.0%	0.0	0.0%
RD Construction of WI, LLC	MJM Truckin' LLC	General Contractor	19.8	0.0	0.0%	0.0	0.0%	0.0	0.0%
Regency Janitorial Service, Inc	Hunzinger Construction Co.	Janitorial	1,490.0	967.9	65.0%	409.4	92.4%	796.7	82.3%
Rock Solid Stabilization & Reclamation, Inc.	A.W. Oakes & Sons, Inc.	Reclamation Contractor	143.0	0.0	0.0%	0.0	0.0%	0.0	0.0%
Rockwell Mechanical	Grunau Company/ Cornerstone Plumbing	HVAC/ Plumbing Systems	1,191.3	518.0	43.5%	199.4	60.2%	0.0	0.0%
S. Sanchez Trucking	MJM Truckin' LLC	Trucking	693.0	0.0	0.0%	0.0	0.0%	0.0	0.0%
Sid's Sealants	Klein-Dickert Milwaukee, Inc.	Sealing Window Systems	224.5	0.0	0.0%	0.0	0.0%	0.0	0.0%
SOS Security Officer Services, Inc.	Hunzinger Construction Co.	Security Services	5,475.3	4,182.9	76.4%	1,817.7	109.6%	3,069.1	73.4%
SPE Inc. - Grunau	Daigle Brothers, Inc./ ADG/ Doral Corp./ Duwe Metals	Steel Erection	75,742.6	28,966.6	38.2%	10,756.9	52.4%	7,559.6	26.1%
Staff Electric	Hunzinger Construction Co.	Manufacturing & Bridge HVAC	30,489.5	23,138.0	75.9%	9,365.0	106.6%	5,417.5	23.4%
Stano Landscaping	Hunzinger Construction Co.	Landscape construction	5,117.1	1,130.9	22.1%	322.9	28.4%	843.3	74.6%
Stoiber Electric Co., Inc.	Staff Electric	Electrical Designers	2,644.0	930.0	35.2%	332.8	47.8%	0.0	0.0%
Straightline Grading & Excavating, LLC	A.W. Oakes & Sons, Inc./ Cornerstone Plumbing	Mass Grading/ Trucking	9,599.0	467.5	4.9%	0.0	4.9%	0.0	0.0%
Superior Masonry	Hunzinger Construction Co.	Masonry & Concrete Construction	13,395.0	5,845.1	43.6%	2,252.8	60.5%	3,229.5	55.3%
Surf Prep	Hunzinger Construction Co.	Painter	2,026.9	0.0	0.0%	0.0	0.0%	0.0	0.0%
Szada Trucking, Inc.	Cornerstone Plumbing	Trucking	8,885.0	8,854.3	99.7%	3,982.9	144.5%	7,475.5	84.4%
Terminal-Andrae, Inc.	Hurt Electric	Electrical Work	17,034.3	8,064.5	47.3%	3,180.6	66.0%	1,899.0	23.5%
Theresa Tremmel Trucking		Trucking	320.5	52.3	16.3%	23.1	23.5%	9.0	17.2%
Thomas A. Mason Co., Inc.	Hunzinger Construction Co.	Flooring Installation & Wall Coverings	13,491.5	4,926.5	36.5%	2,040.7	51.6%	1,969.0	40.0%
Volkman Railroad Builders Inc	Hunzinger Construction Co.	Railroad Construction Contractor	2,376.7	829.0	34.9%	295.7	47.3%	460.5	55.5%
Waukesha Air & Vapor Barrier, Inc.	Hetzl-Sanfilippo, Inc.	General Contractor	532.0	237.0	44.5%	91.9	61.8%	237.0	100.0%
Yakov and Tina, Inc.	MJM Truckin' LLC	Trucking	120.3	0.0	0.0%	0.0	0.0%	0.0	0.0%
TOTALS			540,790.4	237,318.1	43.9%	92,986.6	61.1%	81,566.9	34.4%

RPP INCLUSION

GRAPH 5

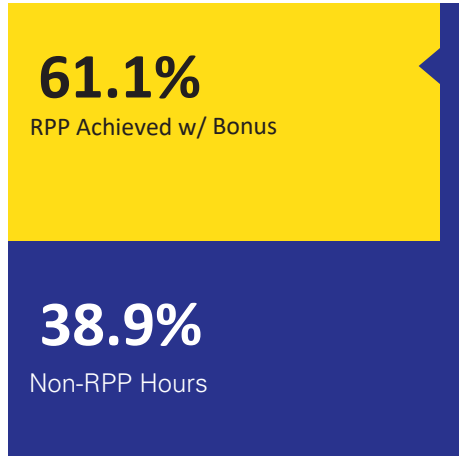
RPP Inclusion



540,790.35 Total hours worked
40% RPP Requirement

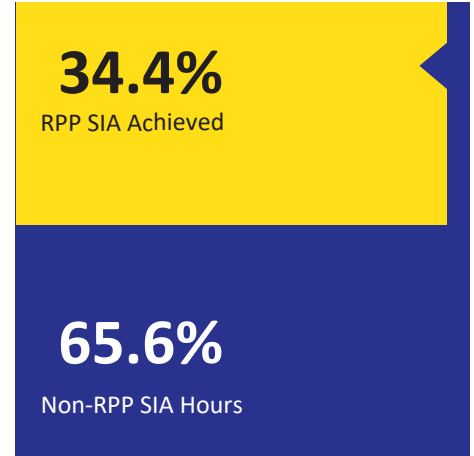
GRAPH 6

RPP Inclusion w/ Bonus




GRAPH 7

RPP SIA Inclusion



25% RPP SIA Requirement



Cement Mason smoothing concrete.

TABLE 6: RPP PARTICIPATION BY ZIP CODE & TRADE through December 2021

Zip Code & Trade	# of RPP Workers	Total RPP Hours
Zip Code 53202		
Heat or Frost Insulator	1	8.0
Ironworker	5	3,171.5
Laborer	1	108.0
Plumber	1	876.0
53202 Total	8	4,163.5
Zip Code 53204		
Bricklayer	1	607.5
Carpenter	4	2,106.0
Heat or Frost Insulator	1	689.5
Ironworker	1	649.5
Laborer	5	1,938.5
Painting	1	337.0
Piledriver	1	746.5
Truck Driver	3	2,618.0
Tuckpointer	1	549.0
53204 Total	18	10,241.5
Zip Code 53205		
Carpenter	1	2,575.5
Laborer	2	1,307.5
53205 Total	3	3,883.0
Zip Code 53206		
Carpenter	2	1,110.5
Cement Finisher	1	615.0
Ironworker	2	2,741.5
Operator	1	55.5
Laborer	2	1,700.8
Sheet Metal Worker	1	205.5
Truck Driver	1	179.0
53206 Total	10	6,607.8
Zip Code 53207		
Carpenter	5	8,869.0
Cement Finisher	1	389.5
Electrician	5	4,172.0
Heavy Equipment Operator	2	1,962.5
Ironworker	3	2,768.0
Laborer	3	3,106.7
Painting	2	465.0
Piledriver	2	2,801.0
Plumber	1	1,418.0
Roofer	1	162.5
Steamfitter	5	2,731.0
Teledata Technician or Installer	1	758.5
Truck Driver	2	376.0
53207 Total	33	29,979.7

Zip Code & Trade	# of RPP Workers	Total RPP Hours
Zip Code 53208		
Acoustic Ceiling Tile Installer	1	32.0
Carpenter	1	2,251.5
Electrician	2	2,756.5
Ironworker	4	1,509.5
Laborer	3	810.8
Millwright	1	800.0
Sheet Metal Worker	2	453.0
53208 Total	14	8,613.3
Zip Code 53209		
Acoustic Ceiling Tile Installer	1	779.0
Electrician	1	1,279.0
Heavy Equipment Operator	2	1,419.3
Ironworker	1	151.0
Laborer	1	613.5
53209 Total	6	4,241.8
Zip Code 53210		
Bricklayer	1	1,069.0
Electrician	2	1,161.0
Heavy Equipment Operator	1	280.5
Ironworker	1	456.5
Plumber	1	8.0
Sheet Metal Worker	1	206.5
53210 Total	7	3,181.5
Zip Code 53211		
Acoustic Ceiling Tile Installer	1	447.0
Electrician	1	601.5
Ironworker	2	2,126.0
Plumber	1	37.5
Project Engineer (Non-construction)	2	2,334.0
53211 Total	7	5,546.0
Zip Code 53212		
Acoustic Ceiling Tile Installer	1	561.5
Carpet Layer	1	13.0
Carpenter	5	2,209.0
Electrician	2	2,628.0
Glazier	1	1,488.0
Ironworker	6	3,144.0
Laborer	3	294.0
Painter	1	21.0
Steamfitter	1	892.5
Truck Driver	2	179.8
53212 Total	23	11,430.8

TABLE 6 Cont.: RPP PARTICIPATION BY ZIP CODE & TRADE through December 2021


Zip Code & Trade	# of RPP Workers	Total RPP Hours
Zip Code 53213		
Electrician	1	1,980.5
Ironworker	3	257.0
Laborer	1	110.2
Steamfitter	3	2,803.5
53213 Total	8	5,151.2
Zip Code 53214		
Electrician	1	884.0
Fire Sprinkler Fitter	1	1,942.0
Heat or Frost Insulator	2	1,342.0
Ironworker	3	1,764.0
Laborer	2	2,409.0
Painter	1	566.5
53214 Total	10	8,907.5
Zip Code 53215		
Bricklayer	1	717.0
Carpenter	11	4,041.0
Drywall Taper or Finisher	1	584.0
Electrician	1	1,450.0
Fence Erector	1	168.0
Heavy Equipment Operator	3	4,013.0
Ironworker	9	6,030.1
Laborer	6	4,491.0
Landscaper	1	843.3
Painter	4	2,210.8
Roofer	1	1,226.5
Truck Driver	14	7,119.3
Tuckpointer	2	1,297.5
53215 Total	55	34,191.4
Zip Code 53216		
Carpenter	7	7,285.5
Heat or Frost Insulator	1	119.0
Electrician	1	1,085.0
Laborer	1	3,119.0
Millwright	1	36.0
Truck Driver	1	2,058.0
Total 53216	12	13,702.5
Zip Code 53218		
Bricklayer	1	9.5
Carpet Layer	1	23.0
Carpenter	2	2,089.8
Electrician	1	1,778.0

Zip Code & Trade	# of RPP Workers	Total RPP Hours
Zip Code 53218 (continued)		
Heavy Equipment Operator	1	793.0
Ironworker	2	1,373.5
Laborer	1	1,023.0
Piledriver	1	1,064.0
Plasterer	1	12.0
Plumber	1	1,955.7
Roofer	1	1,219.0
Sheetmetal	1	330.0
Truck Driver	2	425.0
53218 Total	16	12,095.5
Zip Code 53219		
Carpenter	1	378.5
Drywall Taper or Finisher	3	1,050.0
Electrician	2	1,536.0
Fire Sprinkler Fitter	1	184.0
Glazier	1	395.8
Heavy Equipment Operator	3	3,052.0
Ironworker	3	2,486.5
Laborer	3	2,467.8
Roofer	1	1,162.5
Sheet Metal Worker	1	1,105.5
53219 Total	19	13,818.5
Zip Code 53220		
Electrician	4	3,266.0
Glazier	1	1,542.3
Ironworker	2	1,379.5
Laborer	1	173.0
Sheetmetal	1	385.0
Steamfitter	1	659.0
Roofer	1	479.5
53220 Total	11	7,884.3
Zip Code 53221		
Acoustic Ceiling Tile Installer	1	352.0
Carpenter	2	2,884.5
Electrician	5	4,211.5
Heavy Equipment Operator	2	1,621.5
Heat or Frost Insulator	1	116.0
Ironworker	1	28.0
Laborer	3	1,055.0
Paint	1	232.0
Truck Driver	4	538.8
53221 Total	20	11,039.3

TABLE 6 Cont.: RPP PARTICIPATION BY ZIP CODE & TRADE through December 2021

Zip Code & Trade	# of RPP Workers	Total RPP Hours
Zip Code 53222		
Carpenter	1	1,398.0
Cement Finisher	1	1,421.0
Electrician	1	2,530.5
Fire Sprinkler Fitter	1	1,030.0
Ironworker	2	1,539.5
Painter	1	226.0
Piledriver	1	455.5
Plumber	2	1,475.9
Sheet Metal Worker	1	1,308.5
53222 Total	11	11,384.9
Zip Code 53223		
Glazier	1	861.8
Ironworker	1	1,307.5
Electrician	1	351.0
Laborer	1	1,417.0
53223 Total	4	3,937.3
Zip Code 53224		
Carpenter	1	3,092.5
Carpet Layer	1	670.0
Electrician	3	3,433.0
Heavy Equipment Operator	1	55.5
Ironworker	1	1,440.0
Landscaper	1	287.6
Painter	1	911.0
Steamfitter	1	800.0
Truck Driver	1	213.0
53224 Total	11	10,902.6
Zip Code 53225		
Carpet Layer	1	38.0
Electrician	1	1,299.0
Steamfitter	5	530.5
Sheet Metal Worker	1	216.0
Truck Driver	1	26.0
Heavy Equipment Operator	1	76.0
Laborer	4	1,639.3
53225 Total	14	3,824.8
Zip Code 53227		
Carpenter	2	1,711.5
Laborer	2	3,904.0
53227 Total	4	5,615.5

Zip Code & Trade	# of RPP Workers	Total RPP Hours
Zip Code 53228		
Cement Finisher	1	1,909.5
Heat or Frost Insulator	1	805.5
Ironworker	2	662.5
Steamfitter	1	52.0
Plasterer	1	127.0
53228 Total	6	3,556.5
Zip Code 53233		
Carpenter	1	1,149.8
Cement Finisher	1	56.5
Project Engineer (Non-construction)	1	2,211.5
53233 Total	3	3,417.8
TOTALS	333	237,318.1



Cement Mason measuring distance between form stakes.