

# BRONZEVILLE ESTATES PROJECT

## SBE, RPP and Section 3 Participation Performance Report through June 30, 2024



2433 N 6<sup>th</sup> Street

Submitted by:  **CROSS**

Date: July 16, 2024

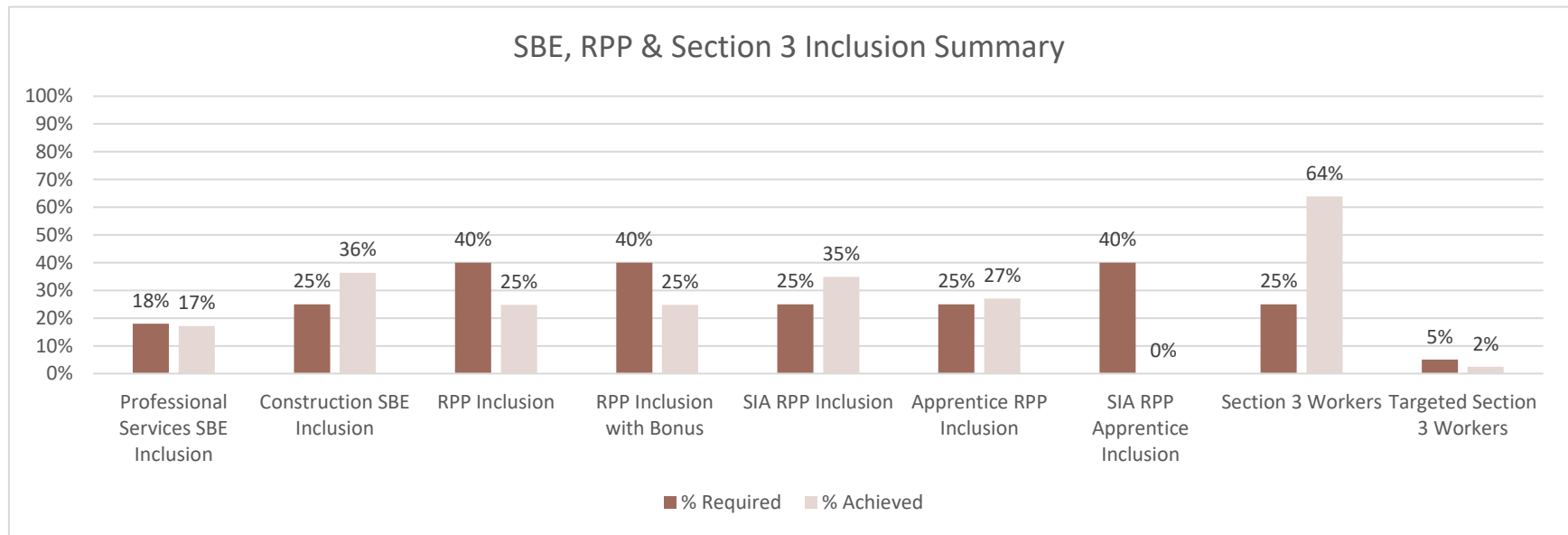


Kitchen

## Project Summary

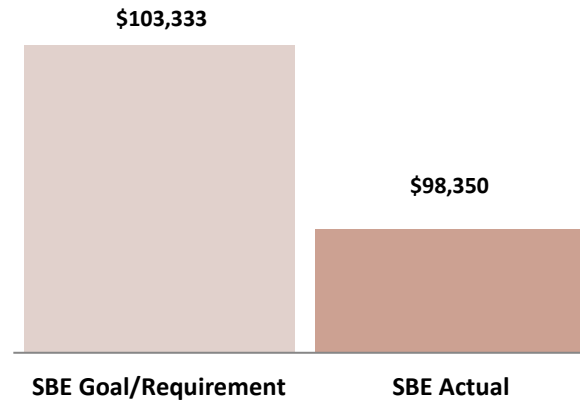
Maures Development Group LLC is rehabbing existing and developing new homes and mix-used buildings in the Bronzeville area in Milwaukee, WI. The project's financing includes low-income housing tax credits issued by Wisconsin Housing and Economic Development Authority ("WHEDA"), Tax Incremental District financing from the City of Milwaukee, Housing Trust Funds, ARPA and AHP.

Developer:	Maures Development Group
Project Address:	Mix-used buildings in the Bronzeville area in Milwaukee, WI
Professional Services Cost Subject to Inclusion	\$569,914
Applicable Professional Services Payments to Date	\$457,715
Construction Cost Subject to Inclusion	\$6,918,122
Applicable Construction Draw to Date	\$3,382,850



## SBE Professional Services Inclusion

Through the period covered by this report, this project has achieved 17% SBE participation for Professional Services.



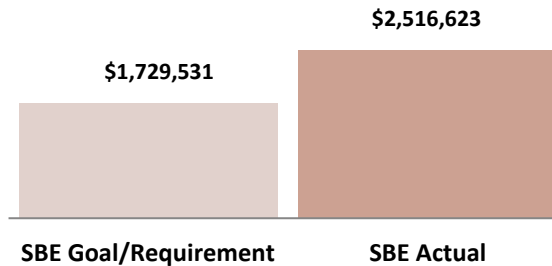
Total Value of SBE Payments	Goal/Requirement	Actual	Status
SBE Participation Percentage	18%	17%	-1%
Value of SBE Participation	\$103,333	\$98,350	-\$4,983

**Table 1: Professional Services SBE Inclusion**

NAME OF CERTIFIED FIRM	DBE/SBE	SUBCONTRACTOR OF	SERVICE PERFORMED OR MATERIALS SUPPLIED	SUBCONTRACT AWARD AMOUNT	TOTAL AMOUNT PAID TO DATE
Cross Management Services, Inc.	DBE/SBE	BCM, LLC	Inclusion Consultant	\$ 77,500	\$ 38,250
LF Green Development LLC	SBE	BCM, LLC	Wood Destroying Insects, Radon, Lead, Asbestos	\$ 18,850	\$ 18,850
Quorum Architects Inc.	SBE	BCM, LLC	Architecture Design	\$ 2,000	\$ 2,000
<b>TOTAL INCLUSION</b>				<b>\$ 98,350</b>	<b>\$ 59,100</b>
<b>INCLUSION, AS PERCENT OF PROFESSIONAL SERVICES COST SUBJECT TO INCLUSION</b>				<b>17%</b>	
<b>INCLUSION, AS PERCENT OF PROFESSIONAL SERVICES DRAW TO DATE</b>					<b>13%</b>

## SBE Construction Inclusion

Through the period covered by this report, this project has achieved 36% SBE participation for Construction.



Total Value of SBE Payments	Goal/Requirement	Actual	Status
SBE Participation Percentage	25%	36%	+11%
Value of SBE Participation	\$1,729,531	\$2,516,623	+\$787,092

**Table 2: Construction SBE Inclusion**

NAME OF CERTIFIED FIRM	DBE / SBE	SUBCONTRACTOR OF	SERVICE PERFORMED OR MATERIALS SUPPLIED	SUBCONTRACT AWARD AMOUNT	AMOUNT PAID TO DATE
Anointed Cleaner, LLC	DBE/SBE	BCM, LLC	Final Cleaning	\$ 18,072	
CMS Contracting, LLC	SBE	BCM, LLC	Landscaping (Tree Removal)	\$ 24,952	\$ 24,952
CMS Contracting, LLC	SBE	BCM, LLC	Rough Carpentry	\$ 1,114,792	\$ 857,423
CMS Contracting, LLC	SBE	BCM, LLC	Finish Carpentry	\$ 225,000	\$ 69,787
CMS Contracting, LLC	SBE	BCM, LLC	Siding	\$ 500,000	\$ 205,479
CMS Contracting, LLC	SBE	BCM, LLC	Roofing	\$ 345,000	\$ 260,100
CMS Contracting, LLC	SBE	BCM, LLC	Demolition	\$ 58,025	\$ 53,289
CMS Contracting, LLC	SBE	BCM, LLC	Plumbing	\$ 782	\$ 704
Devix Heating and Cooling, LLC	SBE	BCM, LLC	HVAC	\$ 156,000	\$ 64,800
PRAA Construction, Inc.	DBE	BCM, LLC	Demolition	\$ 74,000	\$ 66,600
<b>TOTAL INCLUSION</b>				<b>\$ 2,516,623</b>	<b>\$ 1,603,134</b>
<b>INCLUSION, AS PERCENT OF CONSTRUCTION COST SUBJECT TO INCLUSION</b>				<b>36%</b>	
<b>INCLUSION, AS PERCENT OF CONSTRUCTION DRAW TO DATE</b>					<b>47%</b>

## RPP Participation

As shown in Table 3 below, the RPP inclusion achieved 25%.

*Table 3: RPP Participation by Contractor*

Contractor	Trade	On-Site Construction Hours				
		Total Hours Worked	RPP Worker Hours	RPP %	SIA RPP Hours	SIA RPP %
Acts Construction LLC	General Laborer	40.00				
Advanced Restoration, Inc.	Masonry	925.12	269.44	29%	269.44	100%
B V TETZLAFF INC	Plumbing	415.17				
City Wide Insulation of Madison, Builders	General Laborer	404.54				
CMS Contracting, LLC	General Laborer	2,385.00				
Devix Heating & Cooling	Sheet Metal	712.00				
Elite Electrical Company LLC	Electrician	836.00	176.00	21%		
Friemoth Concrete Corp	Concrete	1,608.76				
HG Drywall & Painting LLC	Drywall Taper	378.02	378.02	100%	378.02	100%
Joe Debelak Plumbing & Heating Co, Inc	General Laborer	613.50				
Legacy Heating & Air Conditioning, LLC	HVAC	320.00				
Mark's Custom Services, Inc.	Excavation	224.00				
Mattox Plumbing, LLC	Plumbing	1,561.98	694.39	44%		
Northcott Neighborhood House, Inc.	General Laborer	2,693.00	1,953.50	73%	564.00	29%
Sande Services, LLC	Electrician	553.50				
PRAA Construction Inc.	Carpentry	272.00				
Subterranean, LLC	General Laborer	101.75	-		-	
<b>Total Hours</b>		<b>14,044.34</b>	<b>3,471.35</b>	<b>25%</b>	<b>1,211.46</b>	<b>35%</b>
Bonus SIA RPP Hours						
Bonus Apprentice RPP Hours			6.72			
<b>Total RPP Hours with Bonus</b>		<b>14,044.34</b>	<b>3,478.07</b>	<b>25%</b>		

**Table 4: RPP Participation by Craft**

Craft	RPP Hours	# of RPP Workers
Laborer	2,222.94	16
Electrician	176.00	1
Drywall Finisher	378.02	1
Plumber	694.39	3
<b>Total</b>	<b>3,471.35</b>	<b>21</b>

**Table 5: RPP Participation by Zip Code**

Zip Code	RPP Hours	# of RPP Workers
53202	57.87	1
53210	160.62	4
53215	247.82	1
53206	56.50	1
53205	55.00	1
53212	313.50	2
53225	174.50	1
53216	473.50	2
53208	378.02	1
53209	348.00	2
53218	577.50	4
53221	628.52	1
<b>Total</b>	<b>3,471.35</b>	<b>21</b>

**Table 6: RPP Participation by Race**

Race	RPP Hours	# of RPP Workers
African American	2,573.39	18
Causasian	628.52	1
Not Specified	269.44	2
<b>Total</b>	<b>3,471.35</b>	<b>21</b>

**Table 7: RPP Participation by Gender**

Gender	RPP Hours	# of RPP Workers
Male	3,471.35	21
<b>Total</b>	<b>3,471.35</b>	<b>21</b>

**Table 8: Apprenticeship & On-The-Job Trainee Participation**

Craft	# of Apprentices / OJT Trainees	Total Hours Worked	RPP Apprentice Hours	RPP Apprentice %	SIA RPP Apprentice Hours	SIA RPP Apprentice Hours %
Electrician	3	551.50	176.00	32%	-	
Plumber	1	98.72	-			
<b>Total</b>	<b>4</b>	<b>650.22</b>	<b>176.00</b>	<b>27%</b>	<b>-</b>	

**Table 9: Apprentice Participation by Race**

Race	Hours	# of Workers
African-American	176.00	1
Hispanic or Latino	177.00	1
Not Specified	198.50	1
Causasian	98.72	1
<b>Total</b>	<b>650.22</b>	<b>4</b>

**Table 10: Apprentice Participation by Gender**

Gender	Total Hours	# of Workers
Male	650.22	4
<b>Total</b>	<b>650.22</b>	<b>4</b>

### Section 3 Participation

As shown in Table 11 below, the Section 3 inclusion achieved is 64% and Targeted Section 3 is 2%.

**Table 8: Section 3 Worker Inclusion**

Contractor	Trade	On-Site Construction Hours				
		Total Hours Worked	Section 3 Worker Hours	% Section 3	Targeted Section 3	% Targeted Section 3
Acts Construction LLC	General Laborer	40.00				
Advanced Restoration, Inc.	Masonry	925.12	687.49	74%	21.62	3%
B V TETZLAFF INC	Plumbing	415.17				
City Wide Insulation of Madison, Builders Ins.	General Laborer	404.54	345.04	85%		
CMS Contracting, LLC	General Laborer	2,385.00	2385.00	100%		
Devix Heating & Cooling	Sheet Metal	712.00	294.50	41%		
Elite Electrical Company LLC	Electrician	836.00	434.00	52%		
Friemuth Concrete Corp	Concrete	1,608.76	156.15	10%		
HG Drywall & Painting LLC	Drywall Taper	378.02	378.02	100%		
Joe Debelak Plumbing & Heating Co, Inc	General Laborer	613.50				
Legacy Heating & Air Conditioning, LLC	HVAC	320.00	320.00	100%		
Mark's Custom Service, Inc.	Excavation	224.00	224.00	100%		
Mattox Plumbing, LLC	Plumbing	1,561.98	581.56	37%		
Northcott Neighborhood House, Inc.	General Laborer	2,693.00	2693	100%	315.50	12%
Sande Services, LLC	Electrician	553.50	274.5	50%		
PRAA Construction Inc.	Carpentry	272.00	203.00	75%		
Subterranean, LLC	General Laborer	101.75				
<b>Total Hours</b>		<b>14,044.34</b>	<b>8,976.26</b>	<b>64%</b>	<b>337.12</b>	<b>2%</b>