

# 2014 MFD BUDGET PRESENTATION

*Mission: To provide excellent public safety services to the citizens of Milwaukee.*



# ***Courage – Integrity - Honor***

# 2014 MFD BUDGET PRESENTATION



## EMERGENCY MEDICAL SERVICES (EMS)

•ALS Paramedic Responses (MED) in 2012	26,125
•BLS Responses (engine/truck) in 2012	29,960

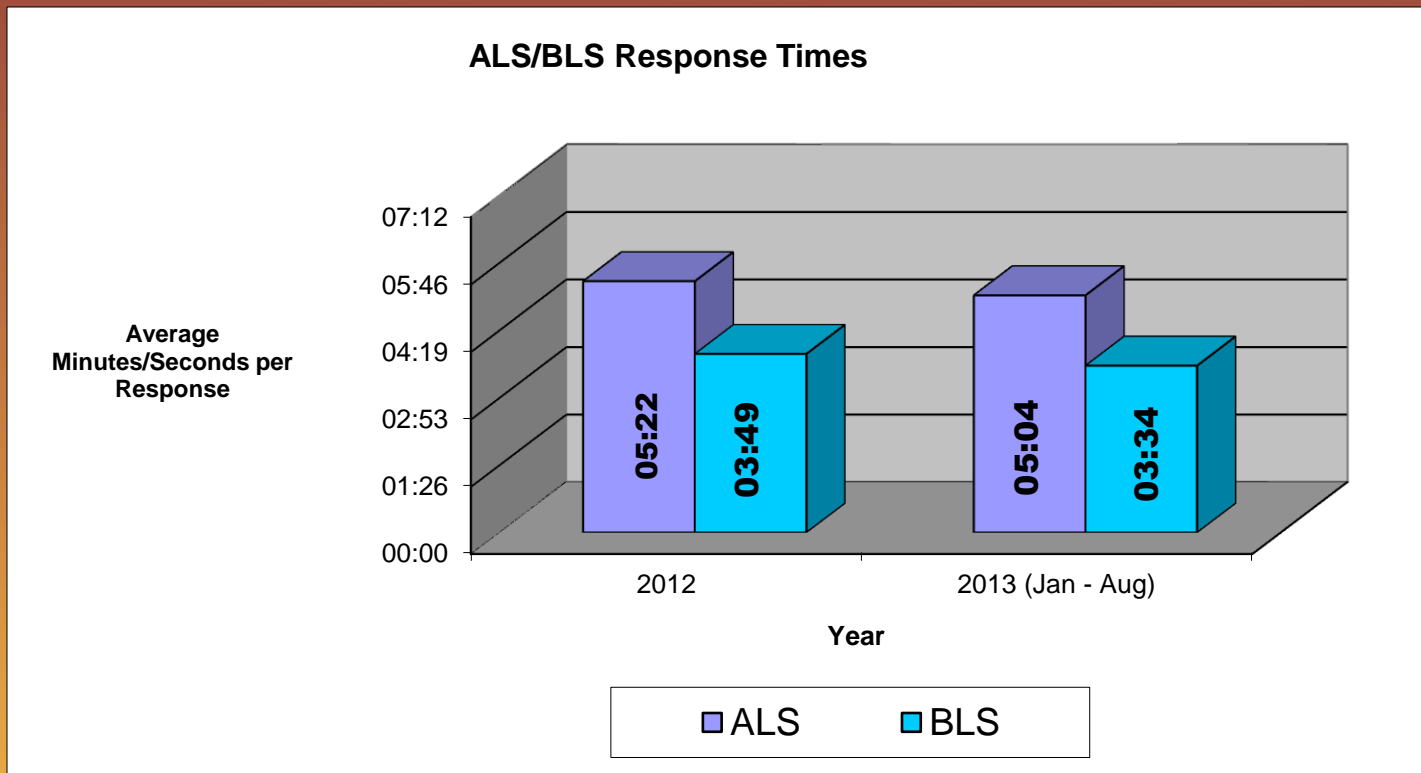
- 12.8% survival rate for all cardiac arrests
- 39.0% survival rate for all shockable rhythms (defibrillation)
- Save rate for gunshot wounds is 94.3%
- Save rate for stabbings is 99.3%

- We provide continuous in-house refresher training for members. Training is now “web-ex style,” saving time and fuel expenditures.
- There are currently sixteen (16) members receiving on-duty paramedic training. Thirteen (13) fire cadets will begin training in January 2014. Graduation ceremonies for the first on-duty training class of twelve 12 members was held last month.
- Sixty-one (61) paramedic bike responders served at the summer festivities this year.
- We provide EMT basic training for recruits prior to academy training, thus saving money and increasing the success rate for completion.
- Advanced life support generated \$3,080,283.95 in revenue through August 31, 2013.

# 2014 MFD BUDGET PRESENTATION



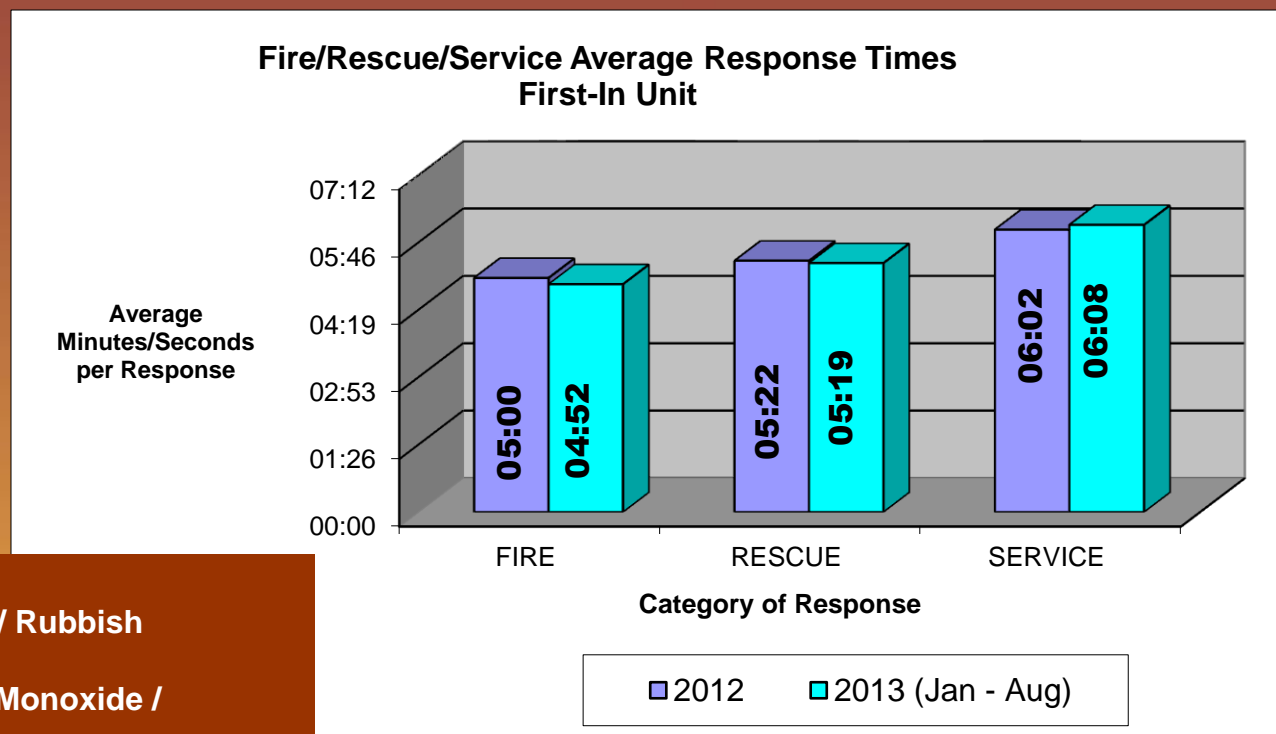
## Successes - EMS



# 2014 MFD BUDGET PRESENTATION



## Successes RESPONSE TIMES other than EMS



**FIRE=**

Structure / Auto / Grass / Rubbish

**RESCUE=**

Auto Accident / Carbon Monoxide /

Special Team Response

**SERVICE =**

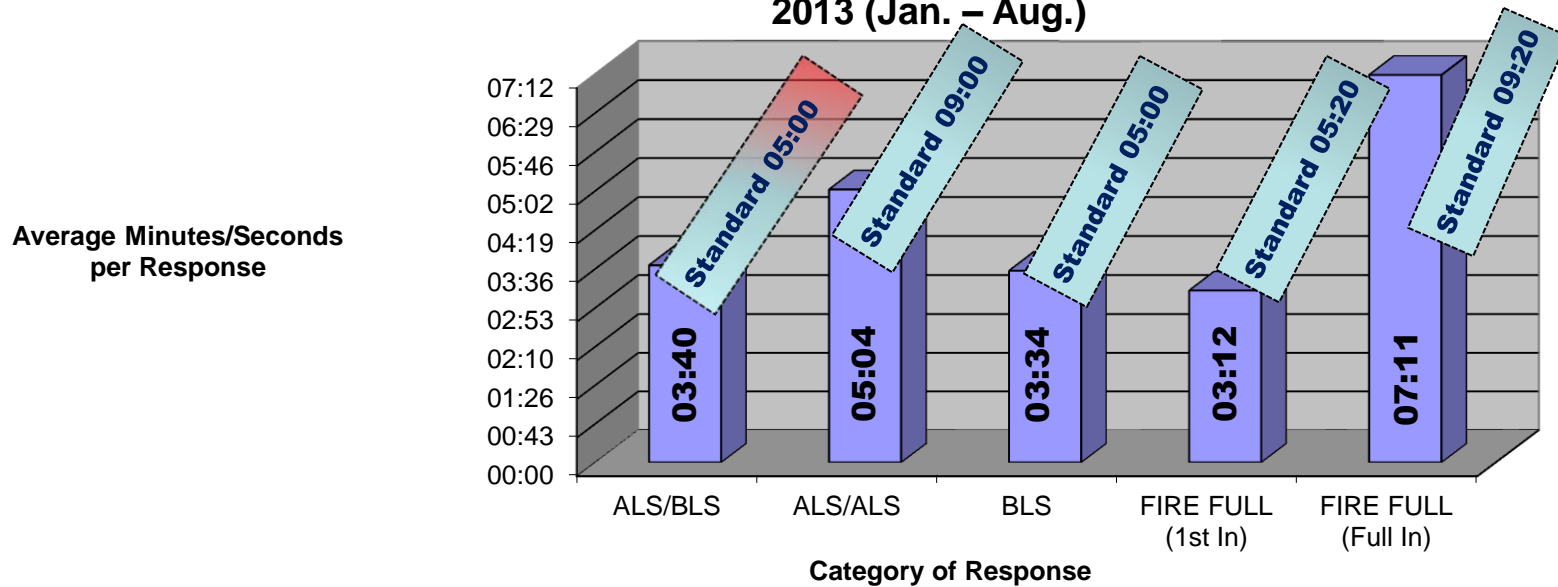
Water Leak / Pre-Fire Plan / Special Event

# 2014 MFD BUDGET PRESENTATION



## NFPA 1710 Data RESPONSE TIMES

ALS/BLS/FULL FIRE Average Response Times  
2013 (Jan. – Aug.)



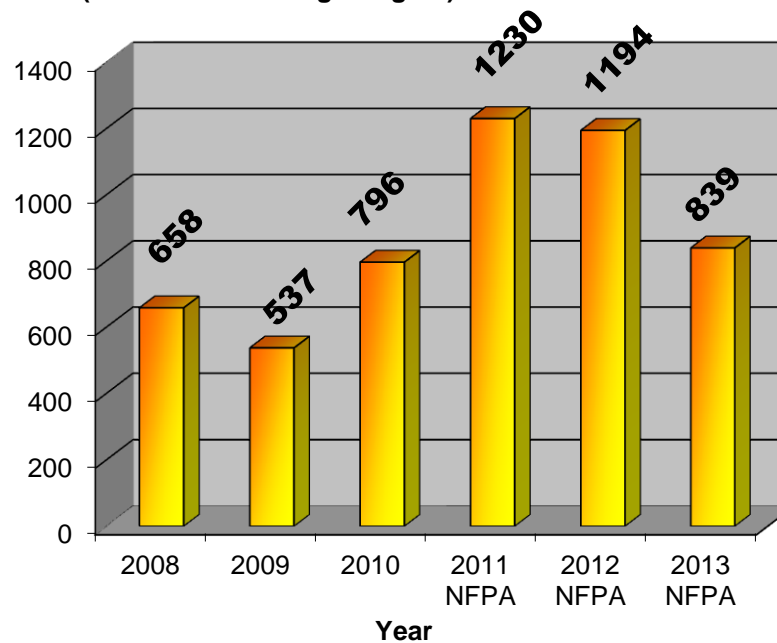
# 2014 MFD BUDGET PRESENTATION



## STRUCTURE FIRES

STRUCTURE FIRES (2013 data is through August)

Number of  
Structure Fires



A *structure fire* according to federal guidelines (NFPA) includes “cooking fires,” which traditionally the MFD did not categorize as “*structure fires*.” As of 2011, the MFD is reporting structure fires as per NFPA guidelines.

# 2014 MFD BUDGET PRESENTATION



## Successes in Health, Safety & Firefighter Wellness

- **Injury reduction: September 2012 vs. September 2013**
  - 20% reduction in total injuries
  - 27% reduction in total lost time injuries
  - 14% reduction in lost time hours
  
- **Implemented department-wide physical**
  
- **Implemented Firefighter Injury Rehab program**
  
- **Peer fitness trainers:**
  - With UWM developed new fitness program for the academy
  - Ran boot camps for firefighters at Engine 23
  
- **Received Community Partnership Award from UWM**

# 2014 MFD BUDGET PRESENTATION



## Successes in Health, Safety & Firefighter Wellness

### Worker's Compensation Data

Year	2008	2009	2010	2011	2012	% of Change over prior	% of change since 2008
Claims	627	566	614	432	441	-2.1%	-29.7%
Recordable cases	294	270	298	197	195	-1.0%	-33.7%
Incidence rate	25.55	22.49	26.99	17.86	17.79	-0.45	-27.5%
Lost workdays	10,136	3,625	5,755	4,614	4,625	0.8%	-54.1%
Injury hours	107,094	72,401	86,670	52,670	43,749	-16.9%	-59.1%
Injury pay	\$1,956,139	\$1,442,214	\$1,726,734	\$1,013,112	\$882,209	-12.9%	-54.9%



# 2014 MFD BUDGET PRESENTATION



## SHARED SERVICE

### *THE INCREASED COOPERATION AND TRAINING BETWEEN THE MFD AND NEIGHBORING FIRE DEPARTMENTS*

- ❖ In 2013, the Milwaukee Fire Department and its suburban neighbors began responding into each other's communities.
- ❖ Milwaukee County reciprocal paramedic utilization policy was established in March 2013.
- ❖ In June 2013, the initiative for “working fires” went live.
- ❖ The “working fires” initiative has been used on average six (6) to eight (8) times per month.

# 2014 MFD BUDGET PRESENTATION



## CADET PROGRAM

In an effort to diversify the MFD and open the department to the youth of the Milwaukee area, we reintroduced the cadet program in 2012. We hired thirteen (13) cadets in 2012, and we have recently hired another class of twenty-six (26) cadets on September 16, 2013. Our goal is to prepare the cadets physically, academically, and emotionally for the rigors of the MFD recruit class and the fire service.

The combined classes consist of thirty-four (34) men and five (5) women aged eighteen (18) to twenty (20): thirteen (13) of them are African-American, eighteen (18) are Caucasian, six (6) are Hispanic, one (1) is Native American and one (1) is Asian/Pacific Islander.

# 2014 MFD BUDGET PRESENTATION



## Successes in PUBLIC RELATIONS & PUBLIC EDUCATION

- **MFD Facebook**

We are reaching an average of 4,000 people per week through Facebook. We provide photos of daily activities including training, public relations, MFD history, and fire scenes. Currently, we have 4,096 “likes,” up from 1,600 at the end of 2012.

- **Survive Alive House & Mobile Survive Alive House**

356,874 people have participated in programs at the Survive Alive House over the past 21 years, including 11,102 in the 2012-2013 school year. The Mobile House had reached over 9,000 participants by the end of August 2013.

- **Project Staying Alive**

In the 2011-2012 school year, 8,055 student contacts were made, and in the 2012-2013 school year, 8,674 student contacts were made, to teach students non-violent methods of handling differences.

- **Project F.O.C.U.S. and Smoke Detector Hotline**

1,107 smoke detectors were installed January - August 2013, which exceeds our goal of one hundred (100) per month. By changing the hours of F.O.C.U.S. to late afternoon/early evening, contacts increased 30%.

- **Explorer Post**

Current membership is ninety-seven (97), including fourteen (14) females, and over 50 % of the Explorers are non-white. Fire cadet recruiting has stimulated youth interest in joining Explorers to see if firefighting is a career for them. In the past year, the Explorers have volunteered for numerous events, such as the “US Bank Fight for Air Stair Climb,” and have participated in agility and other training sessions. A uniform policy will be rolled out in 2014, as well as increased first aid and CPR instruction.

# 2014 MFD BUDGET PRESENTATION



## Successes in PUBLIC RELATIONS & PUBLIC EDUCATION

### On Duty Apparatus Activities

On duty fire companies participated in 6,542 (a total of 26,128 staff hours) hours of community relations and public education events.

#### Events included:

- Survive Alive
- Project Staying Alive
- Fire evacuation talks for businesses (Fire drills)
- Fire evacuation for elderly homes
- Station tours
- Medical prevention (blood pressure screenings)
- EMS awareness
- Recruitment
- Explorers program
- Special teams show and tell

# 2014 MFD BUDGET PRESENTATION



## Successes in TRAINING

- **Training includes EMT, paramedic, special teams, company-based, professional development, instructor, officer, and firefighting techniques.**
  - **2011 – 24,499 hours**
  - **2012 – 113,113 hours**
  - **2013 – 101,476 hours (through August)**
- **We have increased the emphasis on training over the past two years, with required monthly company-based training, in addition to more training via video-conferencing.**

# 2014 MFD BUDGET PRESENTATION



## 2014 BUDGET PROPOSAL

Provide daily staffing for :

- ▶ 1 Deputy Chief
- ▶ 5 Battalion Chiefs
- ▶ 1 Fire Investigation Unit
- ▶ 1 Incident Safety Officer
- ▶ 32 Engine Companies\*
- ▶ 15 Truck Companies\*
- ▶ 12 ALS MED Units

**= 220 total daily staffing of field personnel**

*\*Less 1 company (engine or truck, to be determined)*

# 2014 MFD BUDGET PRESENTATION



## STAFFING REDUCTIONS

- 2010 and 2011 - Two (2) rolling brown-outs
- 2012 - Additional one (1) rolling brown-out for a total of three (3)
- 2013 - Decommissioned Engine 3, plus three (3) rolling brown-outs
- 2014 - Decommission one company, and continue three (3) rolling brown-outs

**The Milwaukee Fire Department continues to provide excellent Fire and EMS services to the City of Milwaukee.**

The department uses the following criteria to determine if our resources meet our mission:

- Population density
- Response time data from incident performance
- Response time data from coverage performance
- Numbers of calls per company
- Geographic locations of resources



## 2014 BUDGET PROPOSAL CAPITAL EXPENDITURES

- Continuation of apparatus replacement.
- Maintenance and repair of thirty-six (36) stations and fire repair shop.
- Generator installation.



# 2014 MFD BUDGET PRESENTATION



## 2014 PROGRAM GOALS

- Train our sworn personnel on our new Computer Aided Dispatch and Records Management System.
- Continued growth of, and enhancements to, the MFD Officers Development Program.
- Continued recruitment for cadet and general firefighter testing, focusing on diversity.
- Implement department-wide personnel evaluations.
- Continue to expand our shared service interdepartmental cooperation with suburban fire departments.

# 2014 MFD BUDGET PRESENTATION



## 2014 EFFICIENCY GOALS

- Upgrade our video conferencing ability with new video conferencing equipment and platform.
- Finish the implementation of ManagerPlus for our MFD repair shop.
- Complete the upgrade of TeleStaff, our personnel management software.
- Continued focus on health and wellness, continue to reduce injury and sick leave, and to reduce the time off for our sick and injured members.
- Sign a new medical billing contract after an exhaustive RFP process.

# 2014 MFD BUDGET PRESENTATION



## 2014 ONGOING CHALLENGES

- Managing on-duty training requirements with the needed in-service resources to protect the City.**
- Building and expanding our Health and Wellness program to include injury rehabilitation.**
- Moving our video-based training to a more user-friendly platform.**
- Continued recruitment of diverse candidates for the MFD Cadet Program and a new firefighter recruit test and eligible list.**

# 2014 MFD BUDGET PRESENTATION



## Continued Commitment **BALANCE THE MFD TRIPOD**

**P**rotect  
**P**repare  
**P**revent

**Emergency Protection Response**

**Training & Preparation**

**Proactive Fire Prevention/Education**

# 2014 MFD BUDGET PRESENTATION



## Milwaukee Fire Department *Committed to Excellent Customer Service Since 1875*

