



CERTIFICATE OF APPROPRIATENESS APPLICATION FORM

Incomplete applications will not be processed for Commission review.

Please print legibly.

RECEIVED

AUG 19 2013

1. **HISTORIC NAME OF PROPERTY OR HISTORIC DISTRICT:** (if known)

Brewers Hill

ADDRESS OF PROPERTY:

124 W Lloyd

2. **NAME AND ADDRESS OF OWNER:**

Name(s): Johnathan Dorsey, Roth Whitman Group Inc

Address: 300 N LaSalle

City: Chicago

State: Illinois

ZIP: 60654

Email: john.dorsey@rothwhitman.com

Telephone number (area code & number) Daytime: 4143971694

Evening:

3. **APPLICANT, AGENT OR CONTRACTOR:** (if different from owner)

Name(s):

Address:

City:

State:

ZIP Code:

Email:

Telephone number (area code & number) Daytime:

Evening:

4. **ATTACHMENTS:** (Because projects can vary in size and scope, please call the HPC Office at 414-286-5712 for submittal requirements)

A. REQUIRED FOR MAJOR PROJECTS:

Photographs of affected areas & all sides of the building (annotated photos recommended)

Sketches and Elevation Drawings (1 full size and 1 reduced to 11" x 17" or 8 1/2" x 11")
A digital copy of the photos and drawings is also requested.

Material and Design Specifications (see next page)

B. NEW CONSTRUCTION ALSO REQUIRES:

Floor Plans (1 full size and 1 reduced to a maximum of 11" x 17")

Site Plan showing location of project and adjoining structures and fences

PLEASE NOTE: *YOUR APPLICATION CANNOT BE PROCESSED UNLESS BOTH PAGES OF THIS FORM ARE PROPERLY COMPLETED AND SIGNED.*

5. DESCRIPTION OF PROJECT:


Tell us what you want to do. Describe all proposed work including materials, design, and dimensions. Additional pages may be attached.

1. I would like to add precise simulated divided lites in pine available from Jeldwen windows to my current windows on the front of the house. I have attached a description from Jeldwen showing a detail photo. A current photo of the house is also attached which shows all of the re-work that has been completed including: Completely removed both 3 window configurations on the front of the house and replaced with approved configuration, adding 2 inch extended sill nosings to all windows, removing the new siding and replaced with clear cedar siding, added the stick style trim boards, removed all the brick mouldings on all the windows on the sides and rear of the house and replaced with 5 inch trim boards. I have also attached a photo of my garage which has an approved sash with wood divided lites that faces the street and a photo of the house directly across the street which also has wood divided lite double hung windows. Photos of these window styles are also displayed on page 158 & 159 of the "As good as new a guide to renovating the exterior of your older house".

2. I would like to install the natural stone retaining wall that we discussed in our previous meeting. Please reference the drawing prepared previously. I have included photos of 4 homes with small retaining walls located in Brewers Hill Historic District and less than 1 city block from the subject. Also note that the City of Milwaukee Development Center does not require a permit for retaining walls equal to or less than 24 inches in height. The material for this project was purchased on the same day that the house was purchased so it cannot be returned.

3. Upon starting the remodel I removed a fence that ran parallel to the street from the front porch to the west property line. I would like to re-install the fence using the "Baltimore Elite" series aluminum fencing. I have also attached a detail photo.

6. SIGNATURE OF APPLICANT:



Signature

Johnathan Dorsey
Please print or type name

8/19/2013
Date

This form and all supporting documentation **MUST** arrive by 12:00 noon on the deadline date established to be considered at the next Historic Preservation Commission Meeting. Any information not provided to staff in advance of the meeting will not be considered by the Commission during their deliberation. Please call if you have any questions and staff will assist you.

Hand Deliver or Mail Form to:
Historic Preservation Commission
City Clerk's Office
200 E. Wells St. Room B-4
Milwaukee, WI 53202

PHONE: (414) 286-5722

FAX: (414) 286-3004

www.milwaukee.gov/hpc



glass. This option prevents glass panes from bowing in higher elevations. It includes breather tubes (placed between the panes of insulating glass) to equalize the airspace pressure with the atmosphere.

With Low-E, Low-E EC or LoE³-366 glass, ENERGY STAR® qualified versions of this product are likely available. This means they meet or exceed the minimum energy efficiency criteria for your climate region. For more information, ask your dealer how to order JELD-WEN ENERGY STAR qualified products specific to your area.

*High-altitude glass is not available with argon.



Low-E

Low-E EC


LoE³-366

DIVIDED LITES

Simulated Divided Lites | **Precise Simulated Divided Lites** | Full-Surround Removable Wood Grilles | Grilles Between the Glass


Precise Simulated Divided Lites

Add architectural interest to your windows with our divided lite options. Precise simulated divided lites (PDL) feature wood or metal exterior bars, wood interior bars and an internal metal shadow bar. Both interior and exterior bars are designed with identical widths and are permanently adhered to the glass to provide design detail. Grilles are available in 3/4" and 1-1/2" widths in several grille patterns.



[BACK TO TOP](#)

RELATED PRODUCTS



Baltimore Commercial Aluminum Fence Section 3-Rail 60H x 72W



888-FENCETOWN (888-336-2386)

www.FenceTown.com, FenceTown.com

[Close Window](#)



