



# **CSRC ACADEMIC PROGRESS REPORT 2021–22**

**FOR STEERING AND RULES COMMITTEE**

# CHARTER SCHOOL REVIEW COMMITTEE

- **Kevin Ingram:** Education consultant, Wisconsin Department of Public Instruction (DPI)
- **Aycha Sawa, CPA, CIA:** City of Milwaukee comptroller
- **Desiree Pointer Mace, PhD:** Professor of education, Alverno College
- **Joyce Mallory:** Former Milwaukee Public Schools board member and organizational development consultant
- **Raynetta Hill:** Regional manager, CommonBond Communities

# EVIDENT CHANGE MONITORING STAFF

- **Janice Ereth, PhD**, Special Advisor, Retiring (as of December 2021)
- **Aza Baylor, PhD**, Researcher: Charter School Monitor

# CITY OF MILWAUKEE CHARTER SCHOOLS, 2021–22

SCHOOL	ALDERMANIC DISTRICT
Central City Cyberschool	7
Darrell Lynn Hines College Preparatory Academy of Excellence (DLHA)	9
Downtown Montessori Academy (DMA)	14
Escuela Verde (EV)	8
Dr. Howard Fuller Collegiate Academy (HFCA)	1
Milwaukee Academy of Science (MAS)	4
Milwaukee Math and Science Academy (MMSA)	7

# DIVERSE SCHOOL PROFILES

**Enrollment:**

118–1,181  
students

**Eligible for  
free  
or reduced  
lunch:**

15.2–100%


**Special  
education:**  
7.8–21.2%



**Race/Ethnicity:** Five schools are predominantly Black/African American; one is predominantly Latinx; and one has a diverse racial makeup.

# CHALLENGES FROM THE PANDEMIC

- Hire/retain teachers
- Disproportionate funding
- Learning gap
- Social-emotional needs
- Attendance



# CHALLENGES ILLUMINATED BY THE PANDEMIC



“The conflict has been festering for centuries. Now it must be faced. For America, it is an unavoidable time of reckoning. Our character is being challenged, and the content of that character is being revealed” (Menakem, 2017).

Menakem, R. (2017). *My grandmother's hands: Racialized trauma and the pathway to mending our hearts and bodies*. Central Recovery Press.

# CONTRACT COMPLIANCE

All schools met or substantially/partially met all educational contract requirements, which include:

- Local measures and DPI assessment requirements;
- Parent participation;
- Teacher licensing;
- Disciplinary procedures;
- Pupil database information;
- Graduation plans; and
- Ongoing CSRC requirements.





# ABBREVIATED SCORECARD

School	Number of Items	Number of Incomplete Items (No Available Data)	Number of Completed Items
Elementary School	17	5	12
High School	18	1*	17

Abbreviated scorecards cannot be compared with previous scorecards.

\*Cyber High, which had data only for ninth to eleventh grades, had three items missing.

# CSRC ABBREVIATED SCORECARD

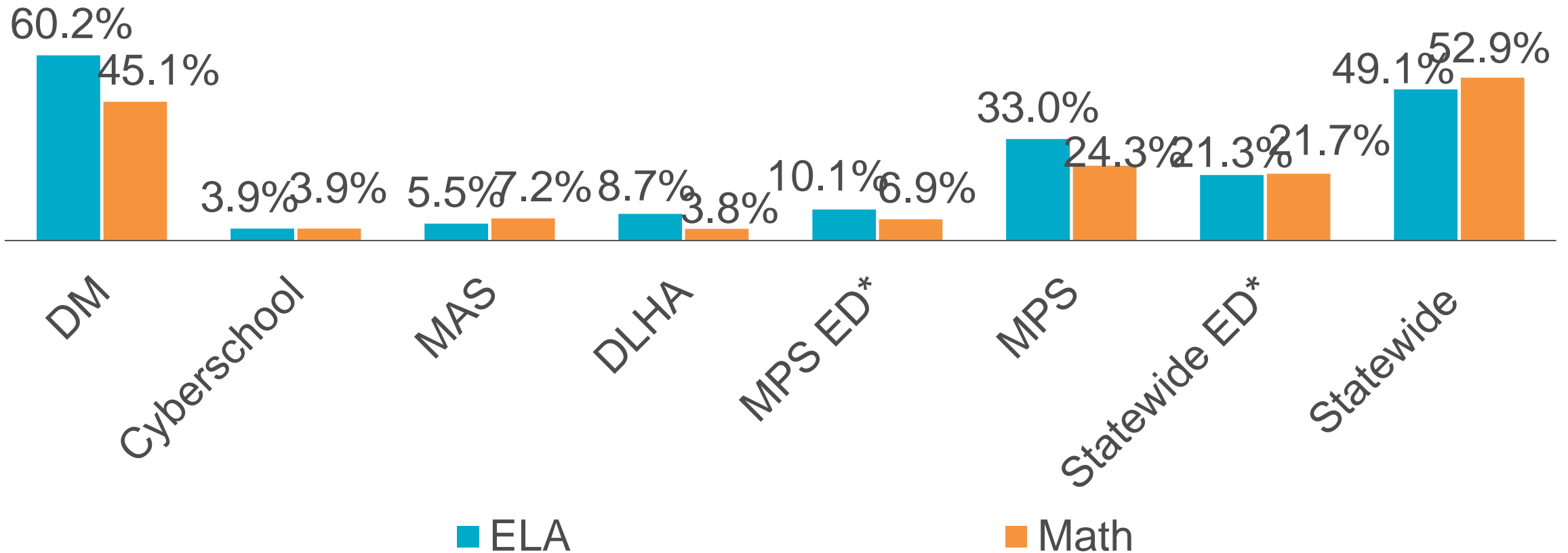
School	2021–22 Results
<b>Elementary Schools (59 Available Points)</b>	
Cyberschool	60.0%
DLHA	74.1%
DMA	81.7%
MMSA	77.0%
MAS	75.6%
<b>High Schools (85 Available Points)</b>	
Cyber High*	64.0%
EV	70.5%
MAS	81.9%
HFCA	72.9%

\*62.5 points available for Cyber High



# YOUNG SCHOLARS

# WISCONSIN FORWARD EXAM (*PROFICIENT/ADVANCED*) DATA 2021– 22



\*Economically disadvantaged

# ENGAGED STUDENTS



# ELEMENTARY SCHOOL ENGAGEMENT DATA

School	Attendance	Student Return	Student Retention	Teacher Return	Teacher Retention
Cyberschool	79.7%	82.4%	89.9%	85.3%	89.5%
DLHA	83.0%	74.1%	85.9%	87.5%	94.1%
DMA	92.6%	76.9%	97.9%	85.0%	100.0%
MMSA	84.8%	87.7%	85.1%	78.9%	95.0%
MAS	85.7%	87.2%	86.1%	87.3%	93.5%




# ENTHUSIASTIC STUDENTS

# HIGH SCHOOL ENGAGEMENT DATA

School	Attendance	Student Return	Student Retention	Teacher Return	Teacher Retention
Cyberschool	84.5%	67.9%	93.2%	70.6%	89.7%
EV	89.4%	93.9%	94.2%	100.0%	84.6%
HFCA	78.0%	90.0%	90.8%	85.7%	96.0%
MAS	84.7%	84.2%	82.0%	87.3%	93.5%



# SURVEY RESULTS



# PARENT SATISFACTION

School's Overall Progress in Contributing to Students' Academic Progress: Excellent or Good

School	Response Rate	Result
Cyberschool	50.2%	82.4%
DLHA	54.7%	84.4%
DM	63.1%	96.1%
HFCA	49.6%	81.3%
EV	72.4%	94.6%
MAS	45.6%	85.1%
MMSA	68.8%	86.3%

# STUDENT SATISFACTION

School's Overall Progress in Contributing to Students' Academic Progress: Excellent or Good

School	Number Surveyed	Result
Cyberschool	81	71.2%
Cyber High	22	77.3%
DLHA	28	39.3%
DM	35	60%
HFCA	87	74.7%
EV	27	96.3%
MAS	136	56.6
MAS High	60	78.3
MMSA	43	39.6%

# STAFF SATISFACTION

School's Overall Progress in Contributing to Students' Academic Progress: Excellent or Good

School	Number Interviewed	Result
Cyberschool	20	50%
DLHA	10	50%
DM	10	100%
HFCA	14	50%
EV	11	72.7%
MAS	29	62%
MMSA	10	90%

# BOARD SATISFACTION

School's Overall Progress in Contributing to Students' Academic Progress: Excellent or Good

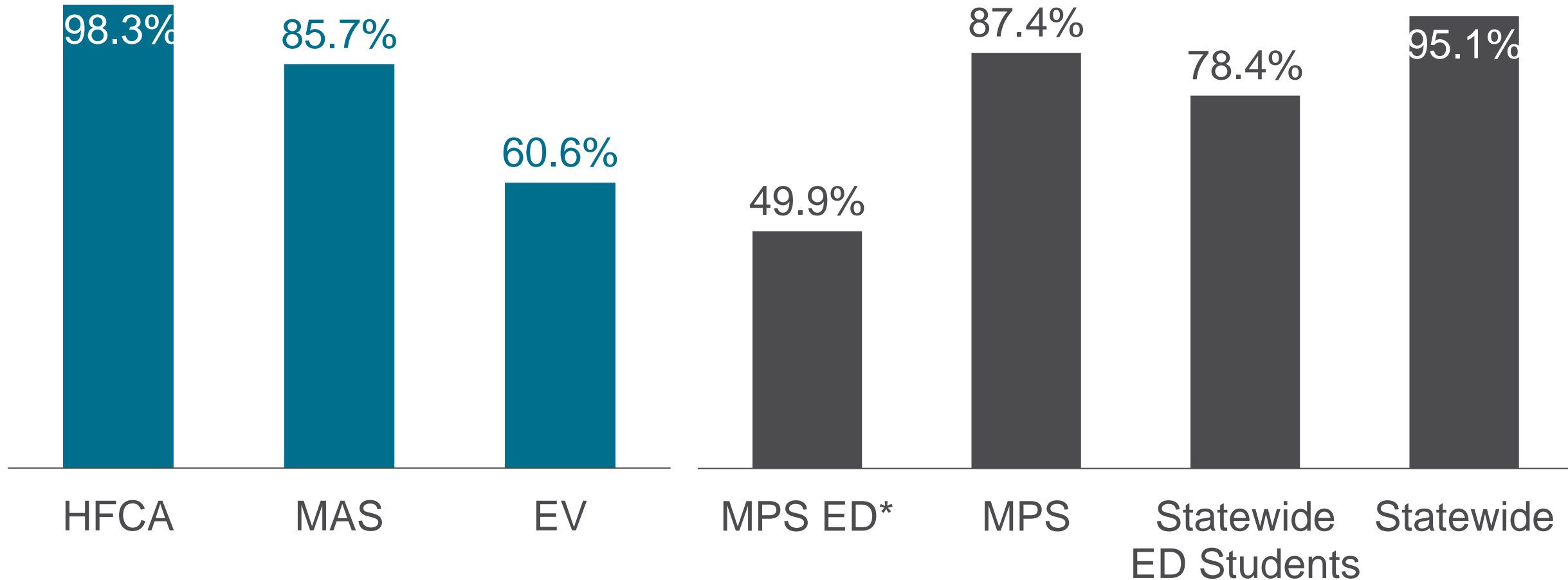
School	Response Rate	Results
Cyberschool	66.7%	100%
DLHA	62.5%	100%
DM	100%	100%
HFCA	76.5%	100%
EV	78.6%	100%
MAS	95%	100%
MMSA <sup>1</sup>	25%	N/A

\*Only one out of four board members participated in the interview process; therefore, results were not included in the report




# THE BIG DAY

# FOUR-YEAR GRADUATION RATES, 2021–22



\*Economically disadvantaged; Source: DPI WISEdash. HFCA's graduation rate on WISEdash is 47.1%. A data errata letter submitted to and accepted by DPI shows the corrected graduation rate of 98.3% as reflected above. A copy of the letter is linked to the HFCA graduation rates page on WISEdash portal.

# CSRC RECOMMENDATIONS





# SUMMARY OF RECOMMENDATIONS



- Accept the 2021–22 charter school reports
- CSRC recommendations

# CSRC RECOMMENDATIONS



## Continue annual monitoring

- MMSA
- DLHA
- EV
- HFCA



## Five-year contract renewal

- DM
- Cyberschool
- MAS

