



Certificate of Appropriateness

Milwaukee Historic Preservation Commission/200 E. Wells Street/Milwaukee, WI 53202/phone 414-286-5712/fax 414-286-3004

Property 1841 N. PROSPECT AV. Sanford Kane House
Description of work Repair/replace rotten wood to match with clear grain, rot resistant woods or epoxies. Provide new skirting with horizontally-aligned inset panels similar to attached drawings, piercing is optional.
Date issued 6/21/2018 PTS ID 114562 COA: rear porch repairs, replace skirting

In accordance with the provisions of Section 320-21 (11) and (12) of the Milwaukee Code of Ordinances, the Milwaukee Historic Preservation Commission has issued a certificate of appropriateness for the work listed above. The work was found to be consistent with preservation guidelines. The following conditions apply to this certificate of appropriateness:

All work must be done in a craftsman-like manner, and must be completed within one year of the date this certificate was issued. Staff must approve any changes or additions to this certificate before work begins. Work that is not completed in accordance with this certificate may be subject to correction orders or citations. If you require technical assistance, please contact Historic Preservation staff as follows: Phone: (414) 286-5712 E-mail: hpc@milwaukee.gov.

If permits are required, you are responsible for obtaining them from the Milwaukee Development Center. If you have questions about permit requirements, please consult the Development Center's web site, www.milwaukee.gov/build, or call (414) 286-8210.

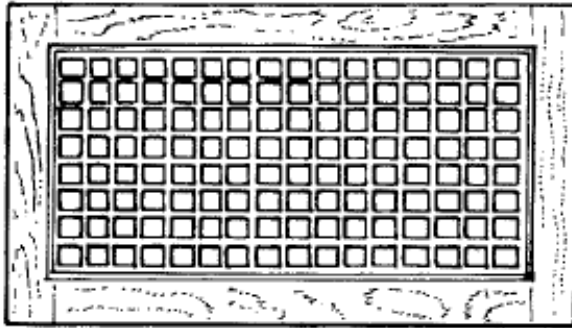
City of Milwaukee Historic Preservation Staff

Copies to: Development Center, Ald. Nik Kovac, Contractor, Inspector Paul Wolfgramm (286-2590)

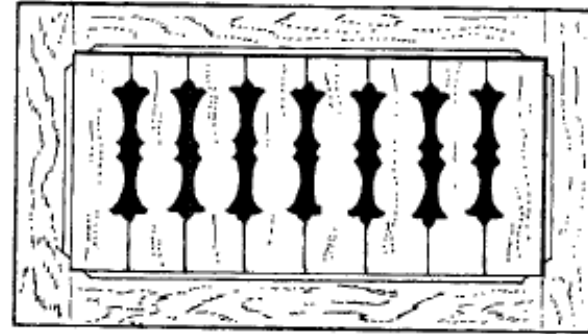


Back porch area c. 1991. Repairs are to porch at extreme right of photo. New skirting will be similar to panels on rear bumpout.


Porch Skirting Designs



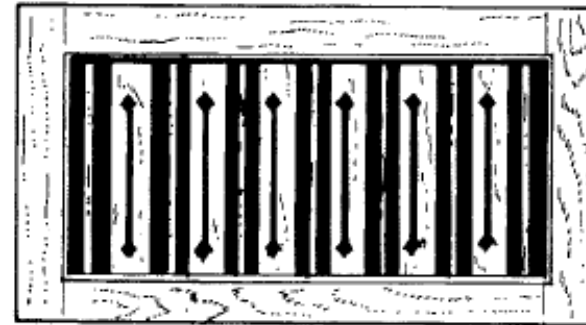
Rectangular Lattice, All Styles, 1855-1935



Sawn Skirting Boards, All Styles, 1865-1900



Cut-Out Panels, All Styles, 1875-1900



Craftsman, 1905-1935

Because skirting is a major decorative feature of a front porch, it is important to select a skirting design that will complement the architecture of the house.

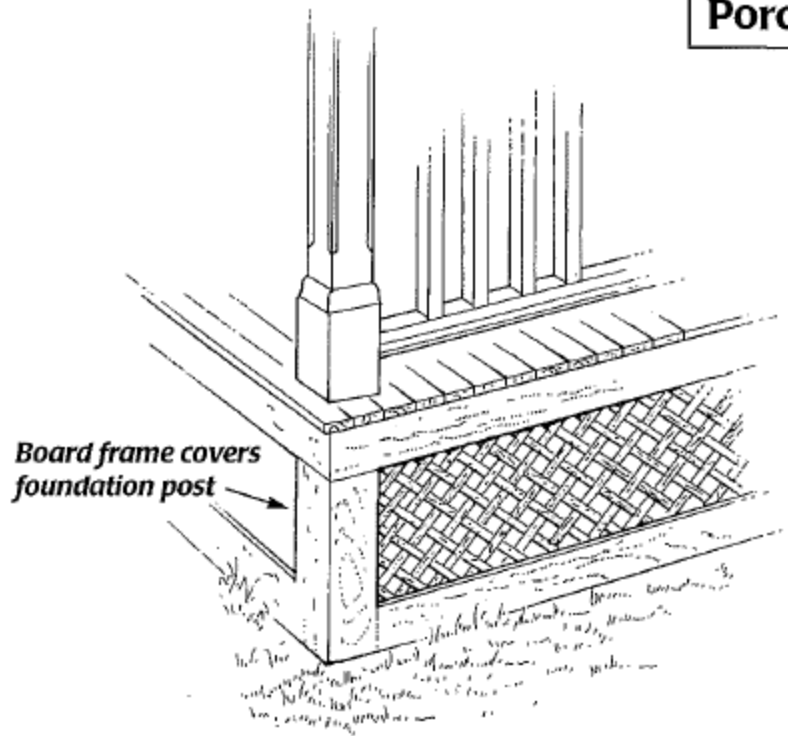
Examples of acceptable replacement trim. Construct as discussed with application should resemble bottom left design.

Porches

Yes!



Porch S



Board frame covers
foundation post

Skirting, such as this lattice panel, enclosed the area beneath the porch floor. It should always be installed with a continuous board frame around it that is wide enough to cover the rough framing lumber that supports the porch deck.

Board frame as shown is required.