

Veterans Outreach of Wisconsin

City of Milwaukee - Homeless Veterans Tiny Homes Village

File No. 190782
60th Street & Green Tree Road

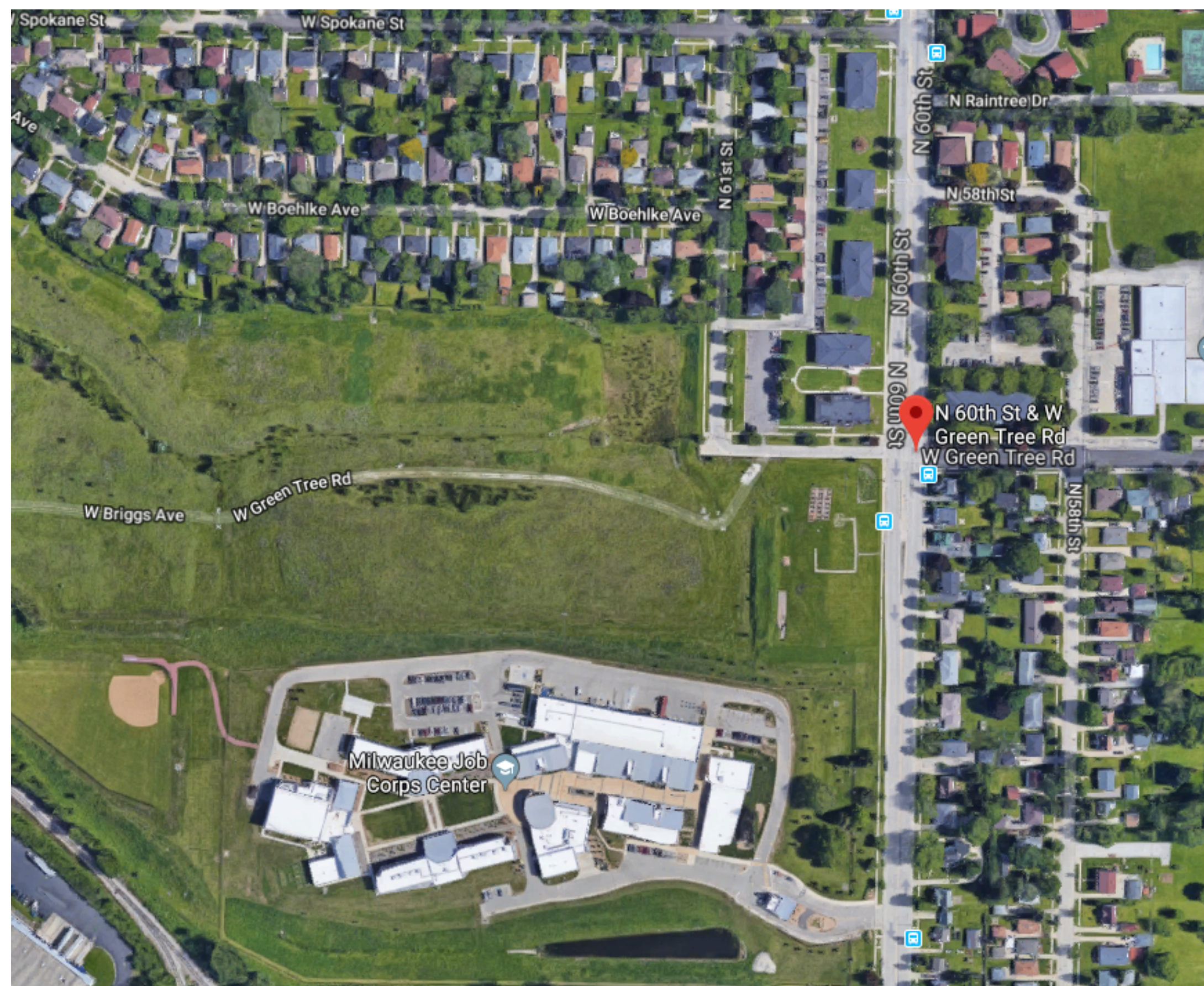


**NOT FOR
CONSTRUCTION**

Owner
Veterans Outreach of Wisconsin

Engineer & Architect
SHORT ELLIOTT HENDRICKSON, INC.
316 NORTH MILWAUKEE STREET
LANDMARK BUILDING, SUITE 302
MILWAUKEE, WI 53202
414.465.1200

VICINITY MAP



LOCATION MAP



DRAWING INDEX

GENERAL

- Site Plan - Layout
- Site Plan - Dimensions
- Landscape Plan
- Utility Plan - Drainage
- Utility Plan - Sanitary Sewer
- Utility Plan - Water
- Architectural Plan - Site
- Architectural Plan - Tiny Home A
- Architectural Plan - Tiny Home Floor Plan A
- Architectural Plan - Tiny Home B
- Architectural Plan - Tiny Home Floor Plan B
- Architectural Plan - Community Center
- Architectural Plan - Render
- Architectural Plan - Render
- Architectural Plan - Community Center Floor Plan
- Architectural Plan - Community Center Elevation Zoom

VETERANS OUTREACH OF WISCONSIN

Milwaukee Homeless Veterans Tiny Home Village

This drawing is an instrument of service and shall remain the property of Short Elliott Hendrickson, Inc. (SEH). This drawing, concepts and ideas contained herein shall not be used, reproduced, revised, or retained without the express written approval of SEH.

Submission or distribution of this drawing to meet official or regulatory requirements or for purposes in connection with the project shall not be construed as publication in derogation of any of the rights of SEH.

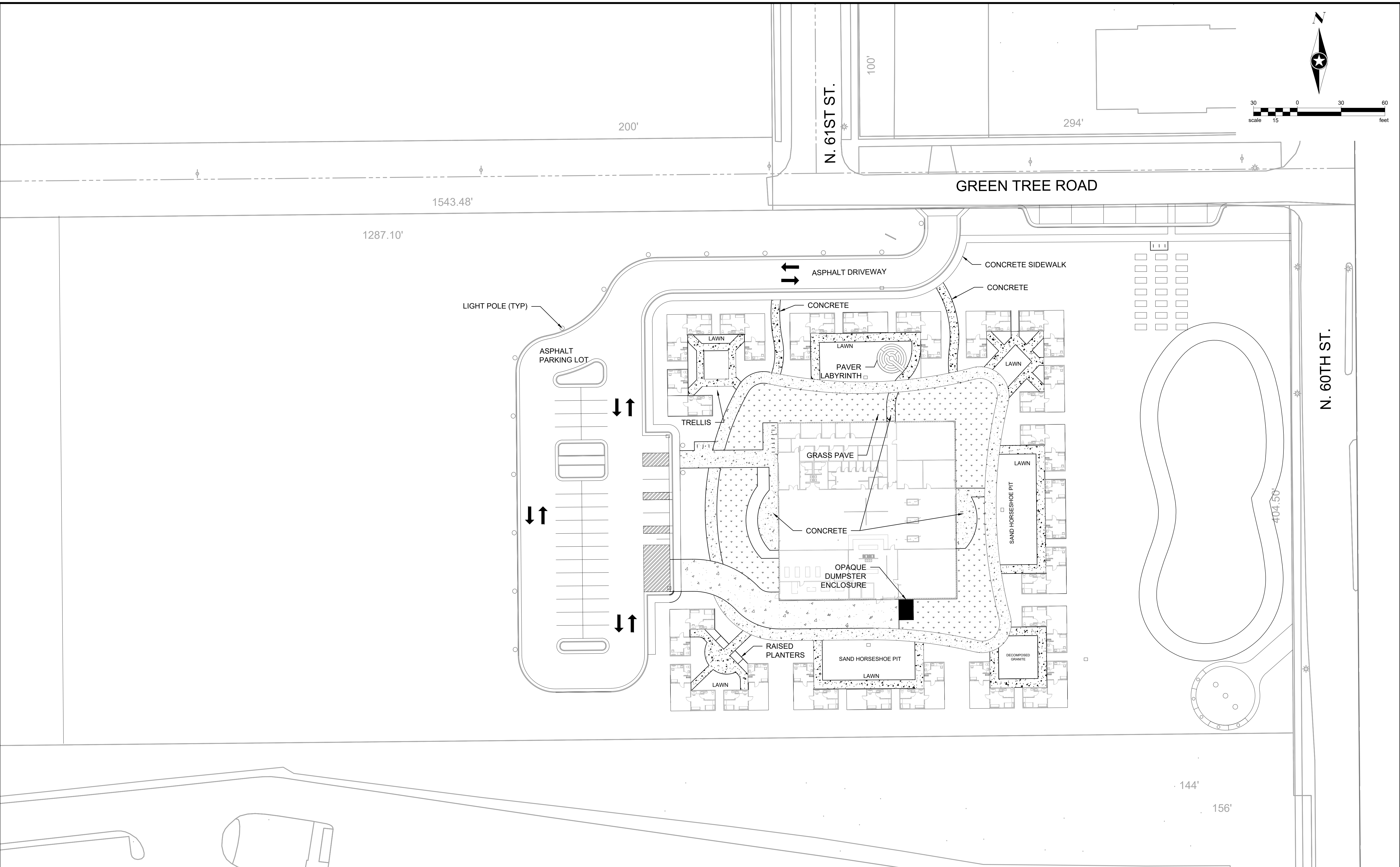
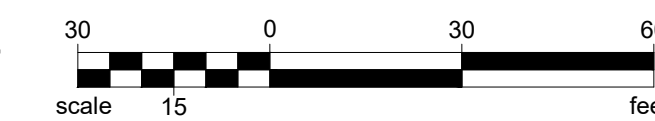

SEH Project 151283
Checked By GFR
Drawn By HAS

Project Status Issue Date

Revision Issue

Rev. #	Description	Date
--------	-------------	------

COVER SHEET



Save: 10/14/2019 8:39 AM hstabo Plot: 10/16/2019 9:03 PM Q:\UZV\VO\WIS151283\5-final-dsgn\151283_Layout.dwg

DRAWN BY: HAS
DESIGNER: HAS
CHECKED BY:
DESIGN TEAM

NO.	BY	DATE	REVISIONS

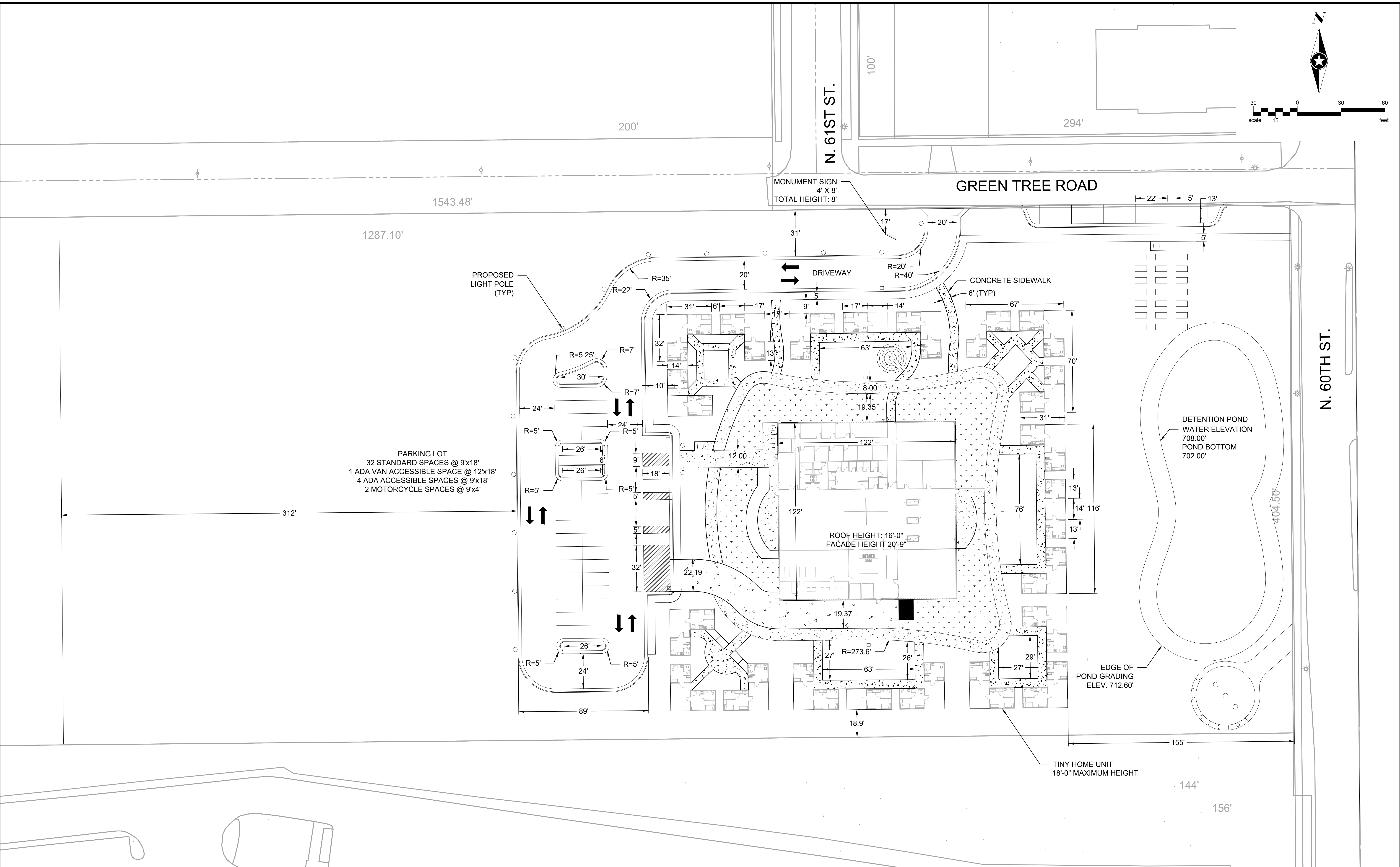
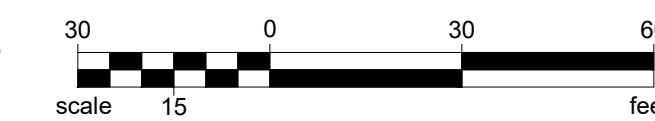

SEH
 PHONE: 414.465.1200
 316 N. MILWAUKEE ST.
 SUITE 302
 MILWAUKEE, WI 53202
 www.sehinc.com

Date: _____ Lic. No. _____

MILWAUKEE,
WISCONSIN

VETERANS TINY HOME VILLAGE
 VETERANS OUTREACH OF WISCONSIN

FILE NO.
-



Save: 10/14/2019 8:39 AM hstabo Plot: 10/16/2019 8:31 PM Q:\UZV\VO\WIS151283\5-final.dgn\151283_Layout.dwg

DRAWN BY: HAS
DESIGNER: HAS
CHECKED BY:
DESIGN TEAM

NO.	BY	DATE	REVISIONS

SEH
PHONE: 414.465.1200
316 N. MILWAUKEE ST.
SUITE 302
MILWAUKEE, WI 53202
www.sehinc.com

Date: _____ Lic. No. _____

MILWAUKEE,
WISCONSIN

VETERANS TINY HOME VILLAGE
VETERANS OUTREACH OF WISCONSIN

FILE NO. _____



0 30 60 Feet

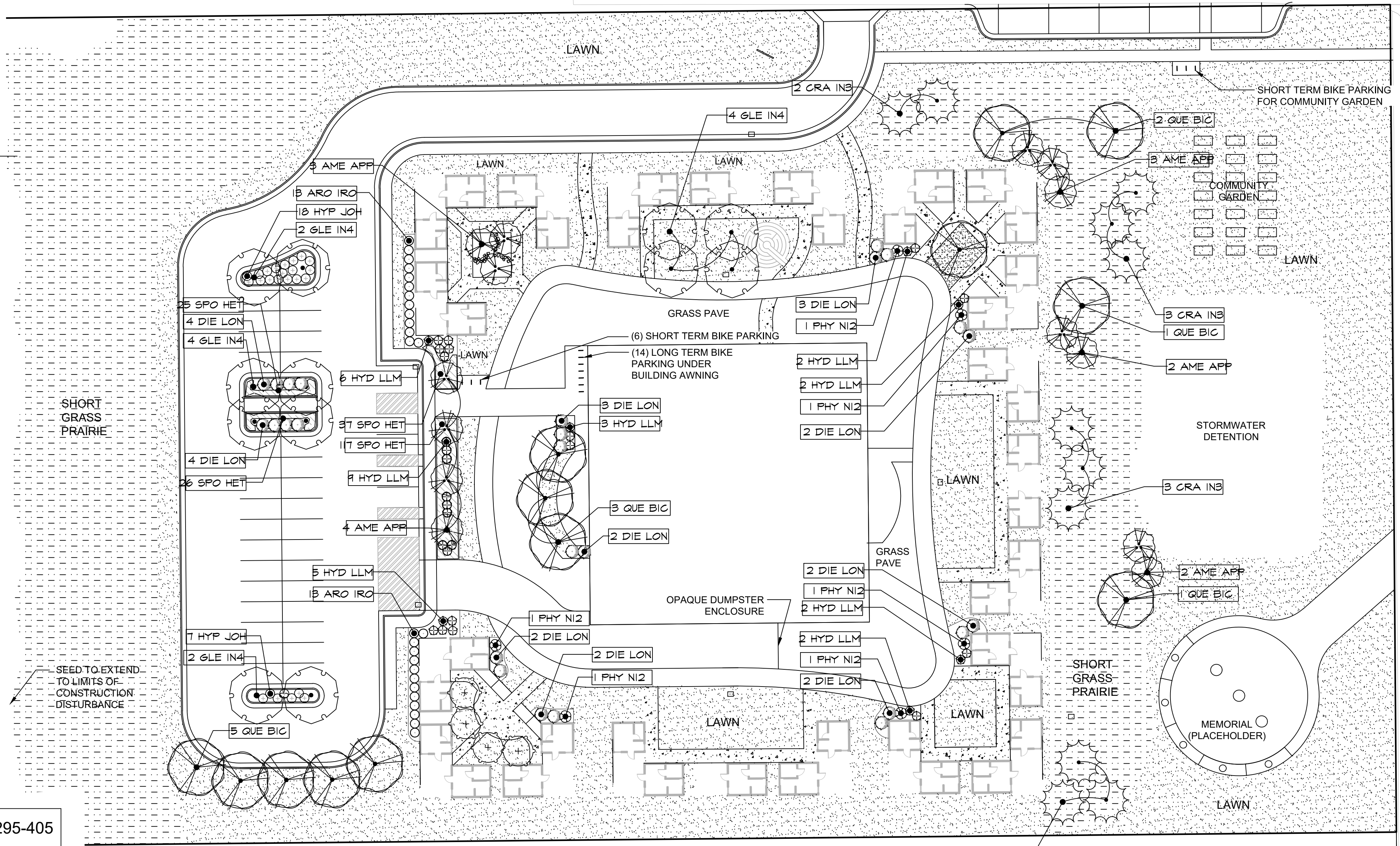
N. 61ST ST.

GREEN TREE ROAD

N. 60TH ST.

PLANT SCHEDULE

DECIDUOUS TREES	CODE	BOTANICAL / COMMON NAME	SIZE	QTY	
	AME APP	Amelanchier x grandiflora / Apple Serviceberry	2.5" CAL	14	
	CAR AME	Carpinus caroliniana / American Hornbeam	2" CAL	4	
	CRA IN3	Crataegus crus-galli 'Inermis' / Thornless Hawthorn	2" CAL	11	
	GLE IN4	Gleditsia triacanthos inermis / Thornless Common Honeylocust thornless version of Honeylocust.	2" CAL	12	
	QUE BIC	Quercus bicolor / Swamp White Oak	2.5" CAL	13	
SHRUBS	CODE	BOTANICAL / COMMON NAME	SIZE	QTY	
	ARO IRO	Aronia melanocarpa 'Iroquois Beauty' TM / Black Chokeberry	5 gal.	26	
	DIE LON	Diervilla lonicera / Dwarf Bush Honeysuckle	5 gal.	26	
	HYD LLM	Hydrangea paniculata 'Little Lime' / Little Lime Hydrangea	5 gal.	31	
	HYP JOH	Hypericum kalmianum / Kalm St. Johnswort	5 gal.	25	
	PHY N12	Physocarpus opulifolius / Ninebark	36" B&B	6	
GROUND COVERS	CODE	BOTANICAL / COMMON NAME	CONT	SPACING	QTY
	SPO HET	Sporobolus heterolepis / Prairie Dropseed	1 Gal.	24" o.c.	205
		SEEDED LAWN			
		SHORT GRASS PRAIRIE			



LANDSCAPING & SCREENING CALCULATIONS PER MILWAUKEE ORDINANCE 295-405
LANDSCAPING AND SCREENING

Required	Provided
Parking Lot Landscaping Requirements	
1 canopy tree and 100 square feet of landscaped area is required within 50 ft of new parking area for every 4 parking spaces	
48 proposed spaces/4=12 canopy trees required	13 canopy trees provided
48 spaces/4 x 100= 1,200 square feet of landscaped area required	2,137 square feet of landscape area provided
Minimum of 4 low shrubs or 8 perennials/ornamental grasses per 100 square feet of landscaped area	
1,200 square feet of landscaped area/100 x 4= 48 shrubs or 96 1 gal or larger perennials	79 shrubs and 205 1 gal. perennials provided

DRAWN BY: HAS
 DESIGNER: HAS
 CHECKED BY:

DESIGN TEAM	NO.	BY	DATE	REVISIONS



Date: _____ Lic. No. _____

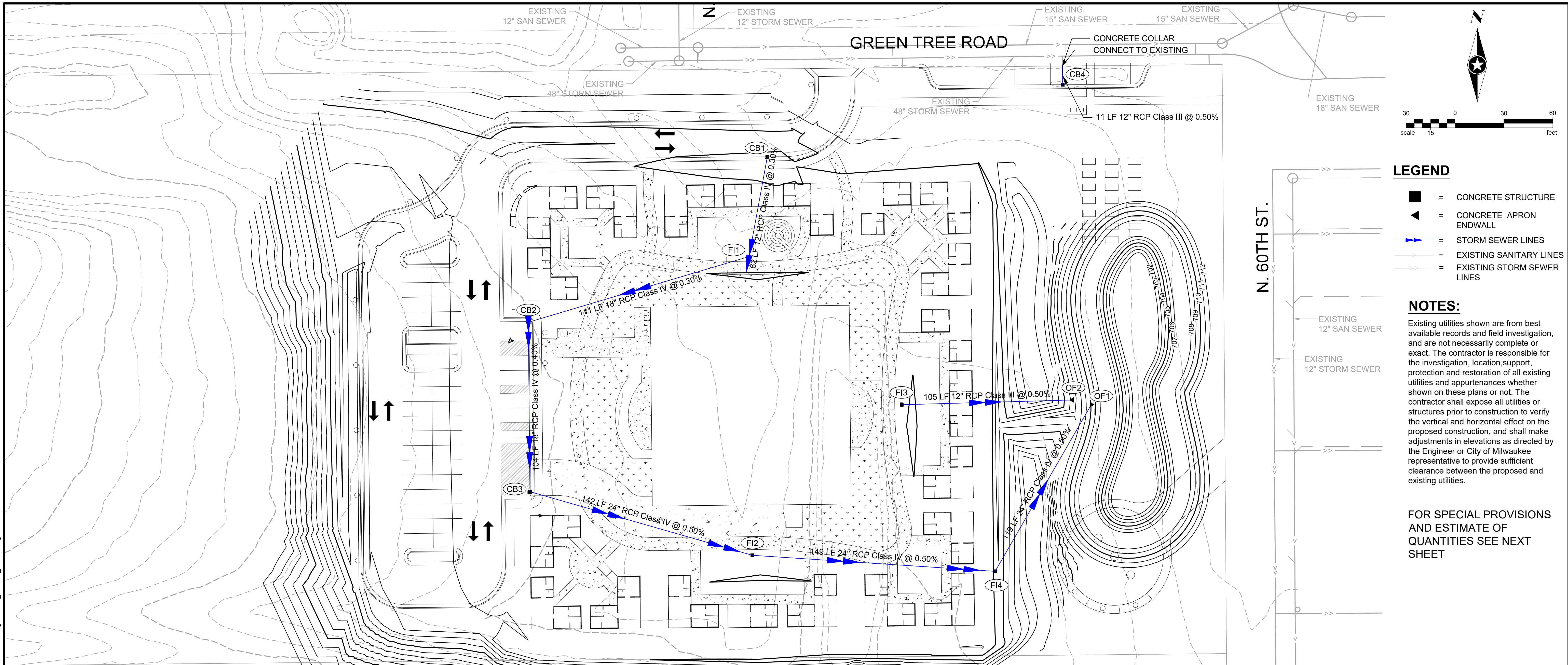
MILWAUKEE, WISCONSIN

VETERANS TINY HOME VILLAGE
VETERANS OUTREACH OF WISCONSIN

FILE NO.
190782

Save: 10/16/2019 11:44 AM mgwagner Plot: 10/16/2019 5:17 PM Q:\UZ\VV\OW\151283\5-final-dsgn\151283\5-final-dsgn\25-Plant\A151283_LS_Screening.dwg

Save: 10/16/2019 4:23 PM mmcgavock, Plot: 10/16/2019 8:47 PM C:\UZZ\VV\OW\IS\151283\15-fmat-dsgn\15-drawings\10-Civil\cad\dwg\151283_Uilities_Storm.dwg

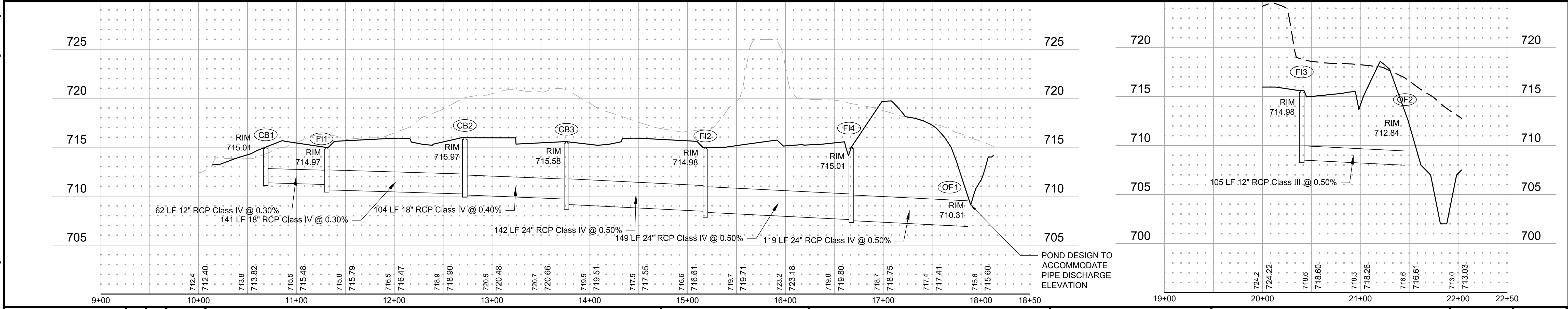


- LEGEND**
- = CONCRETE STRUCTURE
 - ▲ = CONCRETE APRON ENDWALL
 - (blue arrow) = STORM SEWER LINES
 - (grey arrow) = EXISTING SANITARY LINES
 - (dashed grey arrow) = EXISTING STORM SEWER LINES

NOTES:

Existing utilities shown are from best available records and field investigation, and are not necessarily complete or exact. The contractor is responsible for the investigation, location, support, protection and restoration of all existing utilities and appurtenances whether shown on these plans or not. The contractor shall expose all utilities or structures prior to construction to verify the vertical and horizontal effect on the proposed construction, and shall make adjustments in elevations as directed by the Engineer or City of Milwaukee representative to provide sufficient clearance between the proposed and existing utilities.

FOR SPECIAL PROVISIONS AND ESTIMATE OF QUANTITIES SEE NEXT SHEET



DRAWN BY:	X	X	X	X
DESIGNER:	X	X	X	X
CHECKED BY:	X	X	X	X
DESIGN TEAM	NO.	BY	DATE	REVISIONS

PHONE: 920.380.2800
425 WEST WATER STREET,
SUITE 300
APPLETON, WI 54911-6058
www.sehinc.com

I HEREBY CERTIFY THAT THIS PLAN WAS PREPARED BY ME OR UNDER MY DIRECT SUPERVISION AND THAT I AM A DULY LICENSED PROFESSIONAL ENGINEER UNDER THE LAWS OF THE STATE OF MINNESOTA.

Date: XX/XX/XX NAME, XX Lic. No. XXXXXX

MILWAUKEE, WISCONSIN

VETERANS TINY HOME VILLAGE
VETERANS OUTREACH OF WISCONSIN

FILE NO. XXX

SPECIAL PROVISION FOR PLAN FILE NO. _____

ESTIMATE OF QUANTITIES		
ITEM NO.	QUANTITY	DESCRIPTION
	178 LF	12-INCH REINFORCED CONCRETE PIPE, CLASS IV
	245 LF	18-INCH REINFORCED CONCRETE PIPE, CLASS IV
	410 LF	24-INCH REINFORCED CONCRETE PIPE, CLASS IV
	4	CATCH BASIN
	1	CONCRETE APRON ENDWALL, 12-INCH
	1	CONCRETE APRON ENDWALL, 24-INCH
	1	CONCRETE COLLAR
	1	CONNECT TO EXISTING (1)
	4	FIELD INLET

Save: 10/16/2019 4:23 PM mmcgavock, Plot: 10/16/2019 8:48 PM Q:\UZ\1\1\W\151283\5-fmat-dsgn\51-drawings\10-Civil\cad\dwg\151283_Uilities_Storm.dwg

DRAWN BY: _____ X _____	X	X	X	X
DESIGNER: _____ X _____	X	X	X	X
CHECKED BY: _____ X _____	X	X	X	X
DESIGN TEAM	NO.	BY	DATE	REVISIONS



PHONE: 920.380.2800
425 WEST WATER STREET,
SUITE 300
APPLETON, WI 54911-6058
www.sehinc.com

I HEREBY CERTIFY THAT THIS PLAN WAS PREPARED BY ME OR UNDER MY DIRECT SUPERVISION AND THAT I AM A DULY LICENSED PROFESSIONAL ENGINEER UNDER THE LAWS OF THE STATE OF MINNESOTA.

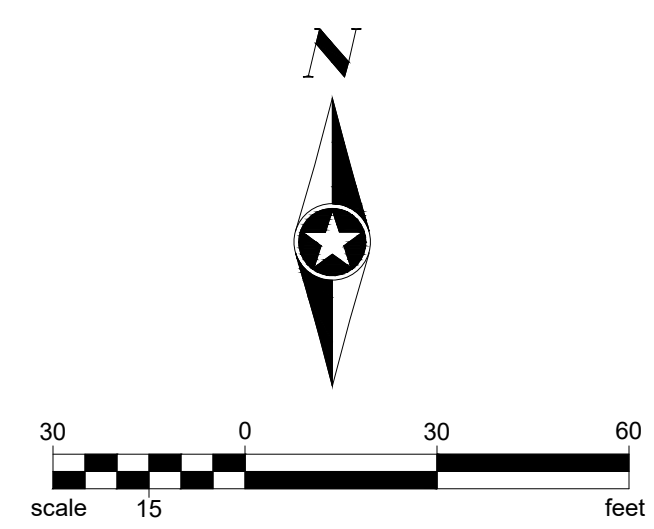
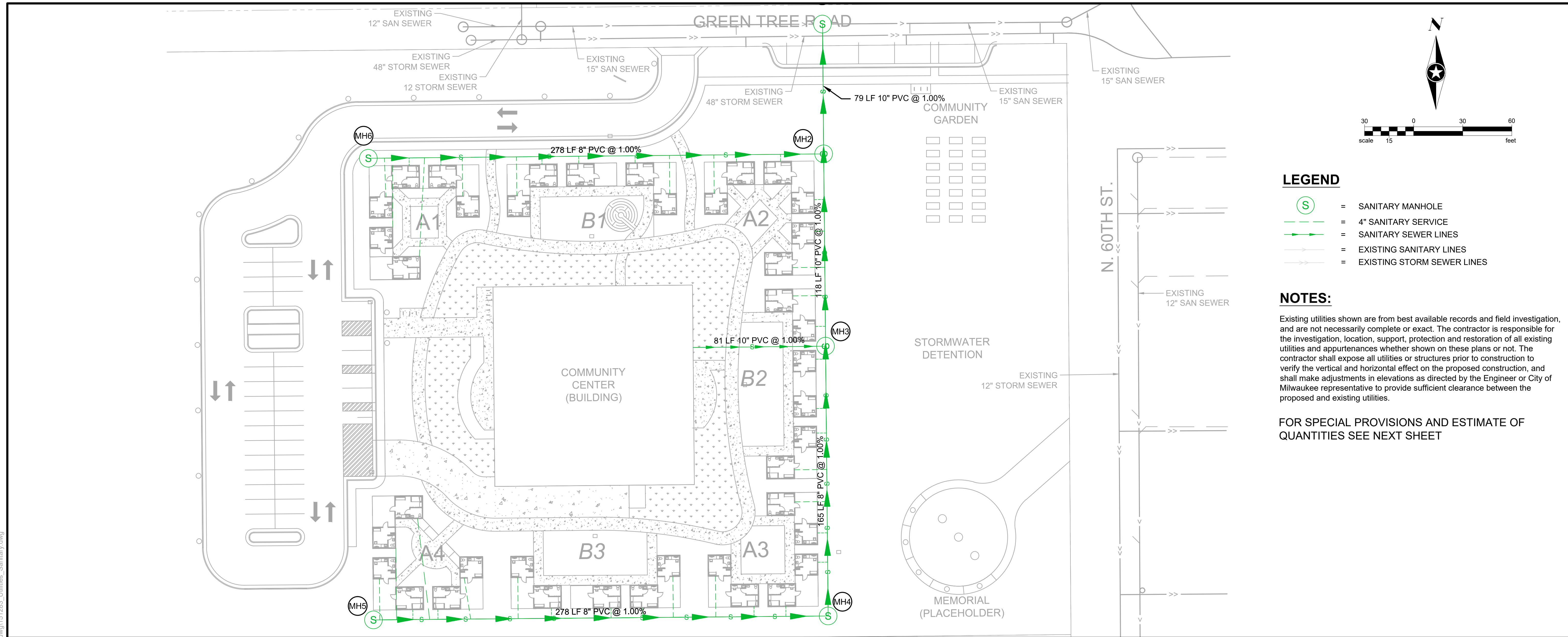
Date: _____ XX/XX/XX _____ NAME, XX _____
Lic. No. _____ XXXXXX _____

MILWAUKEE,
WISCONSIN

VETERANS TINY HOME VILLAGE
VETERANS OUTREACH OF WISCONSIN

FILE NO.
-

XXX

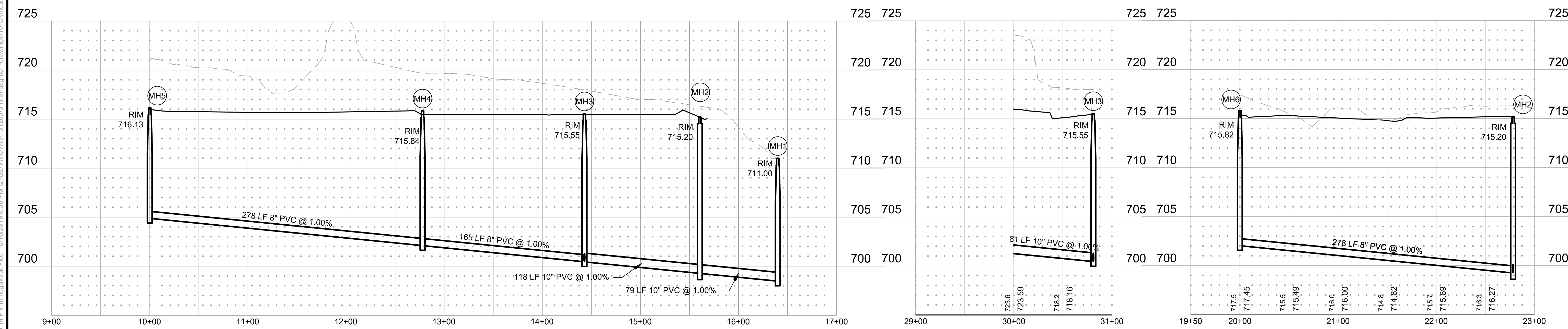


- LEGEND**
- S = SANITARY MANHOLE
 - = 4" SANITARY SERVICE
 - = SANITARY SEWER LINES
 - = EXISTING SANITARY LINES
 - = EXISTING STORM SEWER LINES

NOTES:

Existing utilities shown are from best available records and field investigation, and are not necessarily complete or exact. The contractor is responsible for the investigation, location, support, protection and restoration of all existing utilities and appurtenances whether shown on these plans or not. The contractor shall expose all utilities or structures prior to construction to verify the vertical and horizontal effect on the proposed construction, and shall make adjustments in elevations as directed by the Engineer or City of Milwaukee representative to provide sufficient clearance between the proposed and existing utilities.

FOR SPECIAL PROVISIONS AND ESTIMATE OF QUANTITIES SEE NEXT SHEET



DRAWN BY:	X	X	X	X
DESIGNER:	X	X	X	X
CHECKED BY:	X	X	X	X
DESIGN TEAM	NO.	BY	DATE	REVISIONS

SEH

PHONE: 920.380.2800
425 WEST WATER STREET,
SUITE 300
APPLETON, WI 54911-6058
www.sehinc.com

I HEREBY CERTIFY THAT THIS PLAN WAS PREPARED BY ME OR UNDER MY DIRECT SUPERVISION AND THAT I AM A DULY LICENSED PROFESSIONAL ENGINEER UNDER THE LAWS OF THE STATE OF MINNESOTA.

Date: XX/XX/XX NAME, XX Lic. No. XXXXXX

MILWAUKEE, WISCONSIN

VETERANS TINY HOME VILLAGE
VETERANS OUTREACH OF WISCONSIN

FILE NO. ---
XXX

Save: 10/16/2019 3:14 PM mmcgjvock; Plot: 10/16/2019 8:38 PM Q:\UZV\VO\WIS\151283\15-fmat-dsgn\15-drawings\10-Civil\cad\dwg\151283_Uilities_Sanitary.dwg

SPECIAL PROVISION FOR PLAN FILE NO. _____

1. THIS PROJECT HAS BEEN SUBMITTED TO THE MILWAUKEE METROPOLLITAN SEWERAGE DISTRICT (MMSD) FOR APPROVAL. NO WORK SHALL BE PERFORMED ON THIS CONTRACT UNTIL MMSD APPROVAL HAS BEEN OBTAINED. THE CONSTRUCTION ENGINEER SHALL CONTACT MMSD TO CONFIRM THAT THE APPROVALS HAVE BEEN GRANTED.
2. ALL PRIVATE CONSTRUCTION WORK SHALL BE DONE IN ACCORDANCE WITH THE "STANDARD SPECIFICATIONS FOR SEWER AND WATER CONSTRUCTION IN WISCONSIN," LATEST ADDITION.
3. A PUBLIC WORKS INSPECTOR WILL BE ASSIGNED TO THE PROJECT. ALL WORK SHALL BE PERFORMED IN THE PRESENCE OF THIS INSPECTOR. COST OF THIS INSPECTION WILL BE BORNE BY THE OWNER. NO WORK SHALL BE STARTED ON THE PRIVATE MAIN SANITARY SEWER UNTIL THE DEPARTMENT OF PUBLIC WORKS. CONTRACT & PERMIT SECTION (MUNICIPAL BUILDING 841 N. BROADWAY, MILWAUKEE, WISCONSIN 53201. THE CONTRACTOR SHALL NOTIFY THE CONSTRUCTION SECTION, AT LEAST THREE WORKING DAYS PRIOR TO THE START OF WORK ON THE PRIVATE MAIN SEWER PROJECT SO THE INSPECTION OF WORK CAN BE ARRANGED.
4. THE OWNER SHALL PROVIDE AN "AS-BUILT" OF THE PRIVATE MAIN SEWER. ANY CHANGES IN LOCATION, ELEVATION, OR MATERIALS FROM THOSE SHOWN ON THE APPROVED PLAN SHALL BE APPROVED BY THE ENVIRONMENTAL ENGINEERING SECTION OF THE CITY OF MILWAUKEE AND COMPLETION OF THE SEWER WORK FOR RECORD PURPOSES.
5. ALL CASTINGS SHALL BE SUPPLIED BY THE CONTRACTOR. THE COST OF THE CASTING SHALL BE INCLUDED IN THE UNIT PRICES BID FOR THEIR RESPECTIVE STRUCTURES. THE MANUFACTURING AND WORKMANSHIP OF ALL CASTING SUPPLIED SHALL CONFORM TO ASTM 48-83. THE GREY IRON SHALL BE CLASS 308. ALL SANITARY MANHOLES SHALL HAVE MS 21 FRAME AND MS 58A LID WITH GASKET.
6. THE BENCH OF EACH MANHOLE, WITH THE EXCEPTION OF DEAD END MANHOLES, SHALL BE CONSTRUCTED "U" SHAPE TO THE ELEVATION OF THE OUTSIDE TOP OF THE DOWNSTREAM PIPE.
7. THE CONTRACTOR SHALL INSTALL AN INTERNAL FRAME AND CHIMNEY SEAL AS SPECIFIED FOR EACH NEW SANITARY MANHOLE. THE COST OF PROVIDING AND INSTALLING THE SEAL SHALL BE INCLUDED IN THE UNIT PRICE BID FOR THE MANHOLE.
8. THE MINIMUM VERTICAL DISTANCE FROM THE TOP OF THE FRAME OF THE MANHOLE TO THE TOP CORBEL SECTION OF FLAT SLAB TOP SHALL BE 22 INCHES.
9. EROSION CONTROL PLANS SHALL MEET THE REQUIREMENT OF CHAPTER 290 OF THE MILWAUKEE CODE OF ORDINANCES.
10. ALL MANHOLE STEPS USED ON THE CONTRACT SHALL BE CAPABLE OF WITHSTANDING A MINIMUM DESIGN VERTICAL LOAD OF 800 LBS WITH A MAXIMUM PERMANENT SET OF ½ INCH AFTER APPLICATION OF THE VERTICAL LOAD AND A HORIZONTAL PULL OUT LOAD OF 400 LBS.
11. LINE AND GRADE SHALL BE PROVIDED BY THE OWNER.
12. ANY COSTS INCURRED IN THE TESTING OF THE PIPE OR MATERIALS SHALL BE BORNE BY THE CONTRACTOR. ALL MATERIAL TESTS REQUIRED ON THIS CONTRACT SHALL BE PERFORMED AT A TESTING LABORATORY DESIGNATED BY THE CITY OF MILWAUKEE.
13. THE CONTRACTOR SHALL COMPLY WITH THE CITY OF MILWAUKEE DEPARTMENT OF PUBLIC WORKS BOOKLET "TRAFFIC CONTROL FOR CONSTRUCTION AND MAINTENANCE WORK" AND PART IV OF THE STATED OF WISCONSIN "MANUAL ON UNIFORM TRAFFIC CONTROL DEVICES."
14. THE CONTRACTOR SHALL COMPLY WITH ALL FEDERAL, STATE, AND LOCAL LAWS AND

- REGULATIONS CONTROLLING THE POLLUTION OF THE ENVIRONMENT, INCLUDING OBTAINING ALL PERMITS REQUIRED. WHEN CONTAMINATED SOIL IS ENCOUNTERED, CONTACT _____, THE HANDLING, STORAGE, AND DISPOSAL OF SUCH SOIL SHALL CONFORM TO THEIR REQUIREMENTS. COSTS ASSOCIATED WITH MEETING THESE REQUIREMENTS SHALL BE PAID FOR IN ACCORDANCE WITH "COST PLUS BASIS" FOR EXTRA WORK.
15. MECHANICAL COMPACTION OF BACKFILL IS REQUIRED AND SHALL BE DONE IN ACCORDANCE WITH THE STANDARD SPECIFICATIONS OF SEWER AND WATER CONSTRUCTION IN WISCONSIN SECTION 2.6.14(B). TRENCH MAINTENANCE IS THE RESPONSIBILITY OF THE CONTRACTOR.
 16. PIPE LENGTHS ARE GIVEN TO THE CENTER OF THE STRUCTURE UNLESS OTHERWISE NOTED ON THE PLAN.
 17. CONTRACTORS SHALL BE RESPONSIBLE FOR NOT TRACKING SEDIMENT ONTO PUBLIC STREETS; SHOULD SEDIMENTATION FROM THE SITE REACH A PUBLIC STREET, IT SHALL BE REMOVED BY STREET CLEANING OTHER THAN FLUSHING BEFORE THE END OF EACH WORKDAY.
 18. THE SITE SHALL BE GRADED TO SUBGRADE PRIOR TO UTILITY INSTALLATION.
 19. THE CONTRACTOR SHALL INSTALL THE 8-INCH DIAMETER SANITARY AS PER DETAILS SHOWN ON FILE NO. 7 OF "STANDARD SPECIFICATIONS FOR SEWER AND WATER CONSTRUCTION IN WISCONSIN."
 20. ALL BILDING SEWER CONNECTIONS INTO AN 8 OR 10-INCH DIAMETER PVC MAINLINE SEWER SHALL BE MADE WITH A PROPER WYE OR A TEE FITTING. THE CONTRACTOR SHALL NOT BE ALLOWED TO CORE CONNECT ANY BUILDING SEWERS INTO A PVC MAINLINE SEWER OF THE 8 AND 10-INCH DIAMETER SIZE.
 21. THE CONTRACTOR SHALL PERFORM LOW PRESSURE SANITARY AIR TESTING OF ALL NEW SANITARY SEWERS. THE SANITARY AIR TESTING SHALL CONFORM TO THE REQUIREMENTS OF CHAPTER 3.7.6 OF THE "STANDARD SPECIFICATION FOR SEWER AND WATER CONSTRUCTION IN WISCONSIN" AND ADDENDA THERETO. THE COST OF SANITARY AIR TESTING SHALL BE INCLUDED IN THE UNIT PRICE BID FOR THE SANITARY AIR TESTING.
 22. THE CONTRACTOR SHALL PERFORM MANHOLE VACUUM TESTING OF EACH NEW SANITARY MANHOLE ON THIS SEWER CONTRACT. THE VACUUM TESTING SHALL CONFORM TO THE REQUIREMENTS OF CHAPTER "THE STANDARD SPECIFICATION FOR SEWER AND WATER CONSTRUCTION IN WISCONSIN" AND ADDENDA THERETO. THE COST OF VACUUM TESTING OF THE SANITARY MANHOLE SHALL BE INCLUDED IN THE UNIT PRICE BID FOR THE SANITARY MANHOLE VACUUM TESTING.
 23. THE CONTRACTOR SHALL REPLACE ANY DISTURBED CONCRETE PANELS IN THE RIGHT OF WAY IN FULL.

ESTIMATE OF QUANTITIES		
ITEM NO.	QUANTITY	DESCRIPTION
	1003 FT.	8-INCH DIAMETER SANITARY
		SDR-26 PVC
	6	SANITARY MANHOLE VACUUM TESTING
	6	4-FOOT DIAMETER SANITARY MANOLE
		WITH INTERNAL MANHOLE SEAL
	LUMP SUM	BARRICADING
	1003 FT.	SANITARY AIR TESTING
	LUMP SUM	EROSION CONTROL
		BUILDING SEWERS
		PAVEMENT DOWELS
		PAVEMENT SAWING
		CONCRETE PAVEMENT
		CONCRETE WALK
	1010 FT.	SEWER EXAM BY CCTV-POST CONSTRUCTION

Save: 10/16/2019 3:14 PM mmsgavocbk Plot: 10/16/2019 9:39 PM C:\UZ\VV\OV\WIS\15128315-final-dgn\15128315-final-dgn\15128315-final-dgn.dwg Utilities_Sanitary.dwg

DRAWN BY:	X			
DESIGNER:	X			
CHECKED BY:	X			
DESIGN TEAM				

NO.	BY	DATE	REVISIONS
X	X	X	X
X	X	X	X
X	X	X	X
X	X	X	X



PHONE: 920.380.2800
425 WEST WATER STREET,
SUITE 300
APPLETON, WI 54911-6058
www.sehinc.com

I HEREBY CERTIFY THAT THIS PLAN WAS PREPARED BY ME OR UNDER MY DIRECT SUPERVISION AND THAT I AM A DULY LICENSED PROFESSIONAL ENGINEER UNDER THE LAWS OF THE STATE OF MINNESOTA.

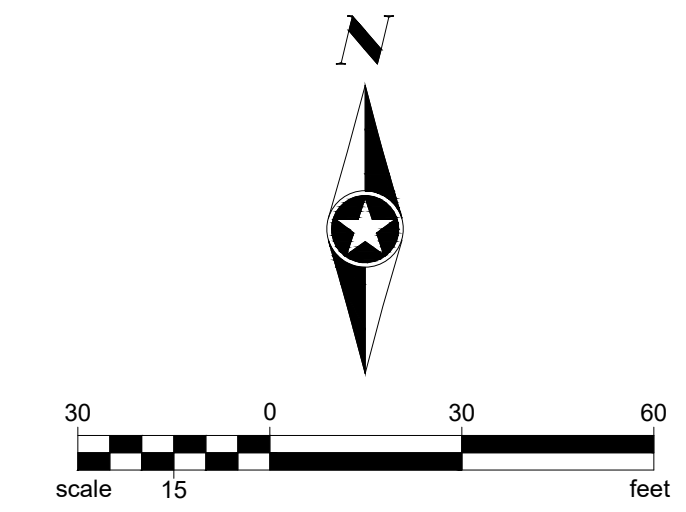
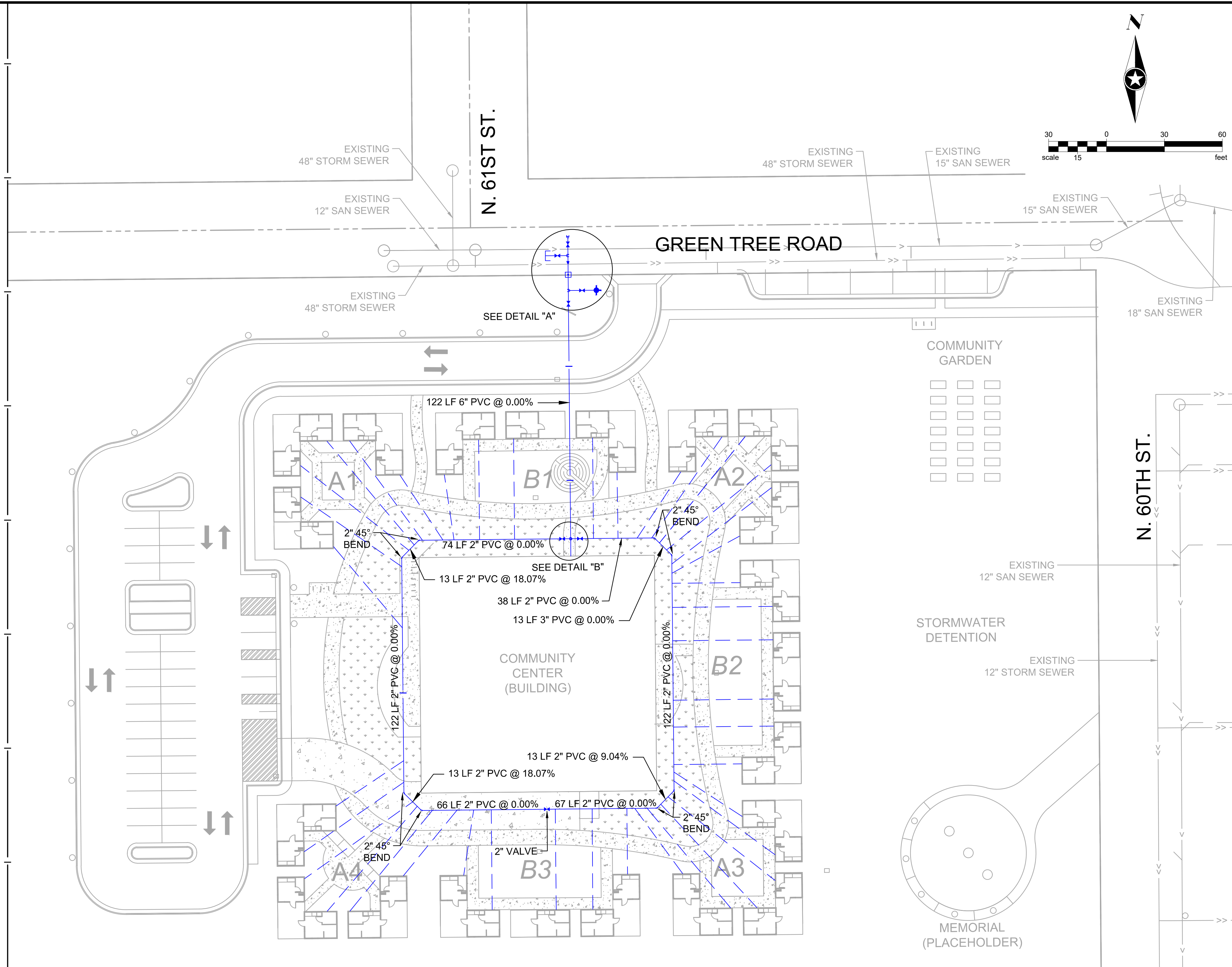
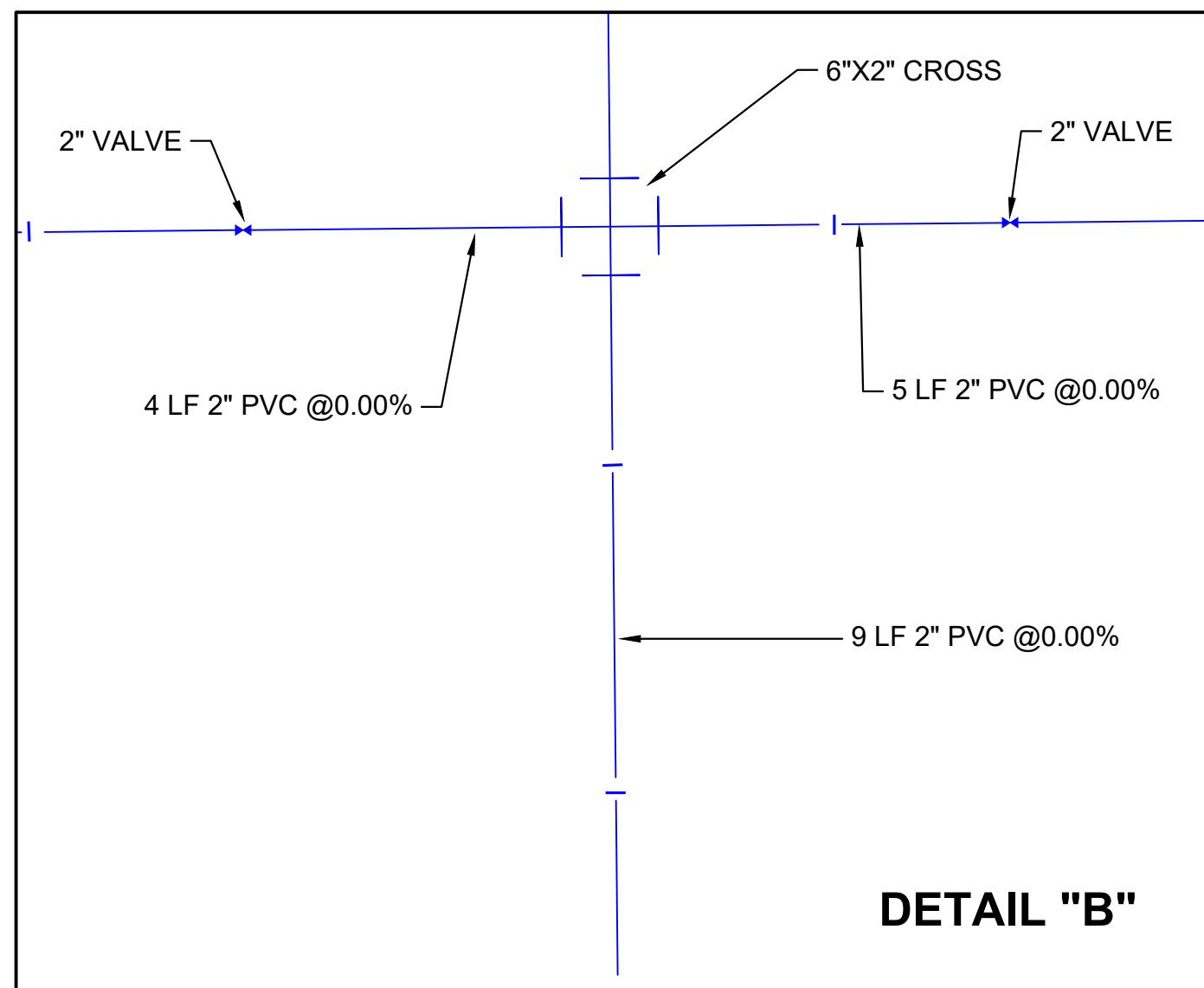
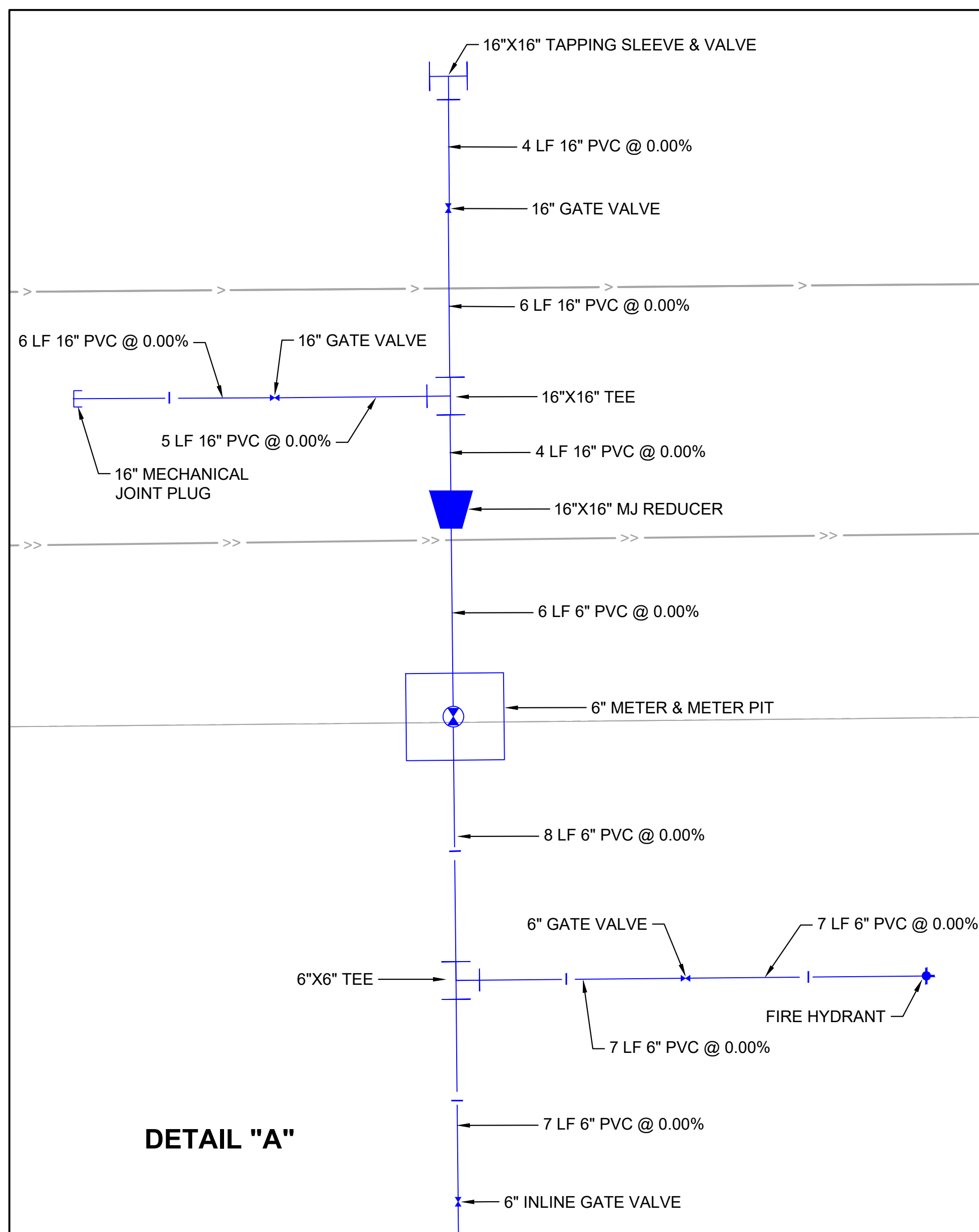
Date: XX/XX/XX NAME, XX
Lic. No. XXXXXX

**MILWAUKEE,
WISCONSIN**

VETERANS TINY HOME VILLAGE
VETERANS OUTREACH OF WISCONSIN

FILE NO. _____
XXX

Save: 10/16/2019 2:24 PM mmcgavock.Plot: 10/16/2019 8:34 PM C:\UZV\W\W\W\1512835-final-dsgn\51-drawings\10-Civil\cad\dwg\151283_Uilities_Water.dwg



LEGEND:

- = 1/2" SERVICE
- = WATERMAIN
- = EXISTING SANITARY LINES
- = EXISTING STORM SEWER LINES

NOTES:

Existing utilities shown are from best available records and field investigation, and are not necessarily complete or exact. The contractor is responsible for the investigation, location, support, protection and restoration of all existing utilities and appurtenances whether shown on these plans or not. The contractor shall expose all utilities or structures prior to construction to verify the vertical and horizontal effect on the proposed construction, and shall make adjustments in elevations as directed by the Engineer or City of Milwaukee representative to provide sufficient clearance between the proposed and existing utilities.

FOR SPECIAL PROVISIONS AND ESTIMATE OF QUANTITIES SEE NEXT SHEET

DRAWN BY: HAS
 DESIGNER: HAS
 CHECKED BY:

DESIGN TEAM	NO.	BY	DATE	REVISIONS

PHONE: 414.465.1200
 316 N. MILWAUKEE ST.
 SUITE 302
 MILWAUKEE, WI 53202
 www.sehinc.com

Date: _____ Lic. No. _____

MILWAUKEE,
 WISCONSIN

VETERANS TINY HOME VILLAGE
 VETERANS OUTREACH OF WISCONSIN

FILE NO.

SPECIAL PROVISION FOR PLAN NO. _____

1. THIS PROJECT HAS BEEN SUBMITTED TO THE MILWAUKEE WATER WORKS (MWW) FOR APPROVAL. NO WORK SHALL BE PERFORMED ON THIS CONTRACT UNTIL MWW APPROVAL HAS BEEN OBTAINED. THE CONSTRUCTION ENGINEER SHALL CONTACT MWW TO CONFIRM THAT THE APPROVALS HAVE BEEN GRANTED.
2. ALL PRIVATE CONSTRUCTION WORK SHALL BE DONE IN ACCORDANCE WITH THE "STANDARD SPECIFICATIONS FOR SEWER AND WATER CONSTRUCTION IN WISCONSIN," LATEST EDITION.
3. A PUBLIC WORKS INSPECTOR WILL BE ASSIGNED TO THE PROJECT. ALL WORK SHALL BE PERFORMED IN THE PRESENCE OF THIS INSPECTOR. COST OF THIS INSPECTION WILL BE BORNE BY THE OWNER. NO WORK SHALL BE STARTED ON THE PRIVATE WATER MAIN UNTIL THE NECESSARY INSPECTION FEE HAS BEEN DEPOSITED WITH THE DEPARTMENT OF PUBLIC WORKS, CONTRACT & PERMIT SECTION (MUNICIPAL BUILDING 841 N. BROADWAY, MILWAUKEE, WISCONSIN 53201). THE CONTRACTOR SHALL NOTIFY THE CONSTRUCTION SECTION, AT LEAST THREE WORKING DAYS PRIOR TO THE START OF WORK ON THE PRIVATE MAIN SEWER PROJECT SO THE INSPECTION OF WORK CAN BE ARRANGED.
4. THE OWNER SHALL PROVIDE AN "AS-BUILT" OF THE PRIVATE WATER MAIN. ANY CHANGES IN LOCATION, ELEVATION, OR MATERIALS FROM THOSE SHOWN ON THE APPROVED PLAN SHALL BE APPROVED BY THE ENVIRONMENTAL ENGINEERING SECTION OF THE CITY OF MILWAUKEE AND COMPLETION OF THE WATER WORK FOR RECORD PURPOSES.
5. CONTRACTOR SHALL INSTALL TAP IN LOCATION SHOWN ON THE APPROVED DRAWINGS USING AN APPROVED TAPPING MACHINE DESIGNED SPECIFICALLY FOR TAPPING UNDER PRESSURE. THE CONTRACTOR WILL ALSO INSTALL TAPPING SLEEVE AND GATE VALVE AS PART OF ASSEMBLY.
6. PIPE INSTALLATION SHALL BE PERFORMED BY THE CONTRACTOR AT THE ALIGNMENT AND GRADE SHOWN ON THE APPROVED DRAWINGS. APPURTENANCES SHALL BE INSTALLED IN THE LOCATIONS ALSO SHOWN ON THE APPROVED DRAWINGS. CONTRACTOR SHALL REMOVE ALL DIRT AND FOREIGN MATERIAL FROM THE PIPE INTERIOR PRIOR TO INSTALLATION.
7. VALVE AND BOX INSTALLATION BY CONTRACTOR, CONTRACTOR SHALL VERIFY THAT THE SUBGRADE MATERIAL IS ADEQUATE TO SUPPORT THE VALVE ASSEMBLY. VALVES SHALL BE INSTALLED WITH STEMS VERTICAL AND PLUMB. BOXES SHALL BE INSTALLED PLUMB AND CENTERED OVER THE VALVE NUT, VERIFY THAT BOX REMAINS PLUMB AND CENTERED DURING BACKFILL. ADJUST BOX COVER TO REQUIRED GRADE.
8. CONTRACTOR SHALL VERIFY SUBGRADE MATERIAL IS ADEQUATE TO SUPPORT THE HYDRANT PRIOR TO INSTALLATION, THEN PLACE THRUST BLOCK, CRUSHED ROCK, AND TAR POAPER IN ACCORDANCE WITH APPROVED DRAWING DETAILS. CONTRACTOR SHALL THEN INSTALL AND MAINTAIN HYDRANT IN PLUMB POSITION. WHERE GROUNDWATER IS PRESENT, PLUG DRAIN HOLE AND AFFIX "PUMP AFTER USE" TAG TO THE HYDRANT.
9. CONTRACTOR SHALL INSTALL THRUST RESTRAINTS AT ALL BENDS, TEES, AND PLUGS.
10. LINE AND GRADE SHALL BE PROVIDED BY THE OWNER.
11. ANY COSTS INCURRED IN THE TESTING OF THE PIPE OR MATERIALS SHALL BE BORNE BY THE CONTRACTOR. ALL MATERIAL TESTS REQUIRED ON THIS CONTRACT SHALL BE PERFORMED AT A TESTING LABORATORY DESIGNATED BY THE CITY OF MILWAUKEE.
12. THE CONTRACTOR SHALL COMPLY WITH THE CITY OF MILWAUKEE DEPARTMENT OF PUBLIC WORKS BOOKLET "TRAFFIC CONTROL FOR CONSTRUCTION AND MAINTENANCE WORK" AND PART IV OF THE STATED OF WISCONSIN "MANUAL ON UNIFORM TRAFFIC CONTROL DEVICES."
13. THE CONTRACTOR SHALL COMPLY WITH ALL FEDERAL, STATE, AND LOCAL LAWS AND REGULATIONS CONTROLLING THE POLLUTION OF THE ENVIRONMENT, INCLUDING OBTAINING ALL PERMITS REQUIRED. WHEN CONTAMINATED SOIL IS ENCOUNTERED, CONTACT _____. THE HANDLING, STORAGE, AND DISPOSAL OF SUCH SOIL SHALL CONFORM TO THEIR REQUIREMENTS. COSTS ASSOCIATED WITH MEETING THESE REQUIREMENTS SHALL BE PAID FOR IN ACCORDANCE WITH "COST PLUS BASIS" FOR EXTRA WORK.
14. MECHANICAL COMPACTION OF BACKFILL IS REQUIRED AND SHALL BE DONE IN ACCORDANCE WITH THE STANDARD SPECIFICATIONS OF SEWER AND WATER CONSTRUCTION IN WISCONSIN SECTION 2.6.14(B). TRENCH MAINTENANCE IS THE RESPONSIBILITY OF THE CONTRACTOR.
15. PIPE LENGTHS ARE GIVEN TO THE CENTER OF THE STRUCTURE UNLESS OTHERWISE NOTED ON THE PLAN.
16. CONTRACTORS SHALL BE RESPONSIBLE FOR NOT TRACKING SEDIMENT ONTO PUBLIC STREETS; SHOULD SEDIMENTATION FROM THE SITE REACH A PUBLIC STREET, IT SHALL BE REMOVED BY STREET CLEANING OTHER THAN FLUSHING BEFORE THE END OF EACH WORKDAY.
17. THE SITE SHALL BE GRADED TO SUBGRADE PRIOR TO UTILITY INSTALLATION.
18. THE CONTRACTOR SHALL INSTALL THE PRIVATE WATER MAIN AS PER DETAILS SHOWN IN "STANDARD SPECIFICATIONS FOR SEWER AND WATER CONSTRUCTION IN WISCONSIN."
19. CONTRACTOR IS RESPONSIBLE FOR PERFORMING PRESSURE AND LEAKAGE TESTING IN ACCORDANCE WITH AWWA C600. SEPARATE PRESSURE AND LEAKAGE TEST ON THE SERVICES SHALL BE PERFORMED WITH THE COPORATION STOPS OPEN. ELECTRICAL CONDUCTIVITY TESTS SHALL ALSO BE PERFORMED TO VERIFY THAT ELECTRICAL THAWING OF THE SYSTEM MAY BE ACCOMPLISHED BY THE OWNER.
20. ALL NEWLY INSTALLED WATER MAINS, APPURTENANCES, AND SERVICES SHALL BE DISINFECTED IN ACCORDANCE WITH AWWA C651. SYSTEM SHALL THEN BE FLUSHED WITHIN 24 HOURS AFTER DISINFECTION IS COMPLETED. AFTER FINAL FLUSHING, CONTRACTOR SHALL OBTAIN 2 SETS OF SAMPLES TAKEN A MINIMUM OF 24 HOURS APART. ENGINEER'S SPECIFICATIONS SHALL INSTRUCT SAMPLE SETS AND DATA REQUIRED.
21. THE CONTRACTOR SHALL REPLACE ANY DISTURBED CONCRETE PANELS IN THE RIGHT OF WAY IN FULL.

ESTIMATE OF QUANTITIES		
ITEM NO.	QUANTITY	DESCRIPTION
	166 FT.	6-INCH DIAMETER PVC WATER MAIN
	462 FT.	2-INCH DIAMETER PVC WATER MAIN
		3/4-INCH DIAMETER PVC SERVICE LINE
	1	16" X 16" TAPPING SLEEVE & VALVE
	2	16" GATE VALVE
	1	16" X 16" TEE
	1	16" X 6" REDUCER
	1	6" METER & METER PIT
	1	6" X 6" TEE
	1	6" INLINE GATE VALVE
	1	6" GATE VALVE
	1	6" X 2" CROSS
	3	2" GATE VALVE

Save: 10/16/2019 2:24 PM mmcgavock.Plot: 10/16/2019 8:34 PM C:\UZ\VV\VO\WIS\151283\5-final-dsgn\51-drawings\10-Civil\cad\dwg\151283_Uilities_Water.dwg

DRAWN BY: HAS				
DESIGNER: HAS				
CHECKED BY:				
DESIGN TEAM	NO.	BY	DATE	REVISIONS



PHONE: 414.465.1200
316 N. MILWAUKEE ST.
SUITE 302
MILWAUKEE, WI 53202
www.sehinc.com

Date: _____ Lic. No. _____

MILWAUKEE,
WISCONSIN

VETERANS TINY HOME VILLAGE
VETERANS OUTREACH OF WISCONSIN

FILE NO.
-

Owner
XXX

Architect
SHORT ELLIOTT HENDRICKSON, INC.
316 NORTH MILWAUKEE STREET, SUITE 302
MILWAUKEE, WISCONSIN 53202
CONTACT: BRIAN COOLEY, AIA
414.465.1215

Landscape Architect
SHORT ELLIOTT HENDRICKSON, INC.
6808 ODANA ROAD, SUITE 2000
MADISON, WISCONSIN 53719
CONTACT: MOLLY GATZLAFF WAGNER, PLA
608.535.6166

Civil Engineer

Structural Engineer

Interiors

General Contractor
XXX

Vertical: Tiny Homes
Tiny Homes
60th & Green Tree
Milwaukee, WI

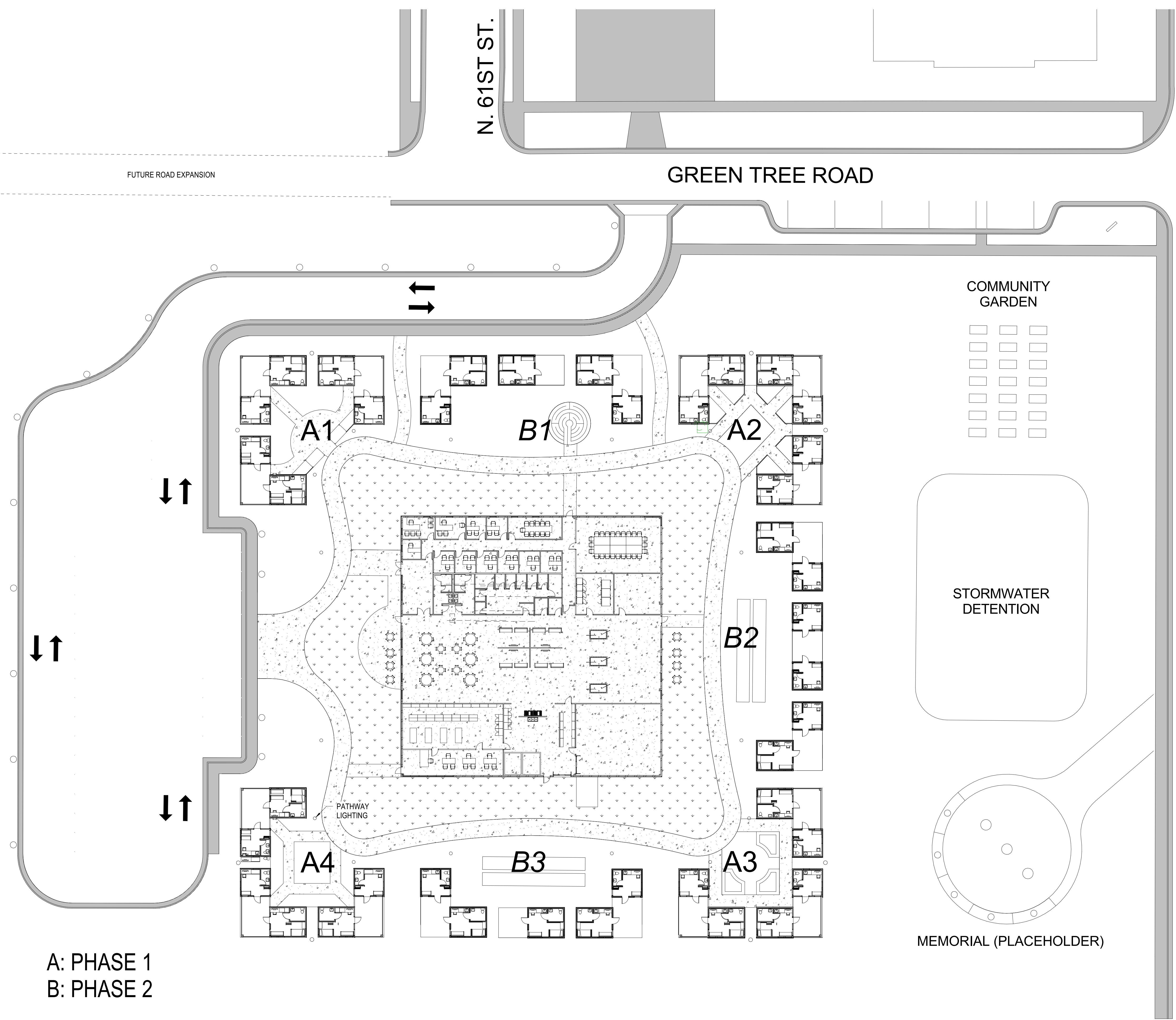
This drawing is an instrument of service and shall remain the property of Short Elliott Hendrickson, Inc. (SEH). This drawing and the concepts and ideas contained herein shall not be used, reproduced, revised, or retained without the express written approval of SEH.
Submission or distribution of this drawing to meet official or regulatory requirements or for other purposes in connection with this project is not to be construed as publication in derogation of any of the rights of SEH.
COPYRIGHT ©
Short Elliott Hendrickson, Inc.
All Rights Reserved

SEH Project 151283
Checked By BMC
Drawn By MRC
Project Status Issue Date

Revision Issue
Rev. # Description Date

PROPOSED SITE PLAN

D1.0.1



A: PHASE 1
B: PHASE 2

9/24/2019 12:58:08 PM



Owner
XXX

Architect
SHORT ELLIOTT HENDRICKSON, INC.
316 NORTH MILWAUKEE STREET, SUITE 302
MILWAUKEE, WISCONSIN 53202
CONTACT: BRIAN COOLEY, AIA
414.465.1215

Landscape Architect
SHORT ELLIOTT HENDRICKSON, INC.
6808 ODANA ROAD, SUITE 2000
MADISON, WISCONSIN 53719
CONTACT: MOLLY GATZLAFF WAGNER, PLA
608.535.6166

Civil Engineer

Structural Engineer

Interiors

General Contractor
XXX

Veneris Tiny Homes
Tiny Homes
60th & Green Tree
Milwaukee, WI

This drawing is an instrument of service and shall remain the property of Short Elliott Hendrickson, Inc. (SEH). This drawing and the concepts and ideas contained herein shall not be used, reproduced, revised, or retained without the express written approval of SEH.
Submission or distribution of this drawing to meet official or regulatory requirements or for other purposes in connection with this project is not to be construed as publication in derogation of any of the rights of SEH.

COPYRIGHT ©
Short Elliott Hendrickson, Inc.
All Rights Reserved


SEH Project 151283
Checked By BMC
Drawn By MRC

Project Status Issue Date

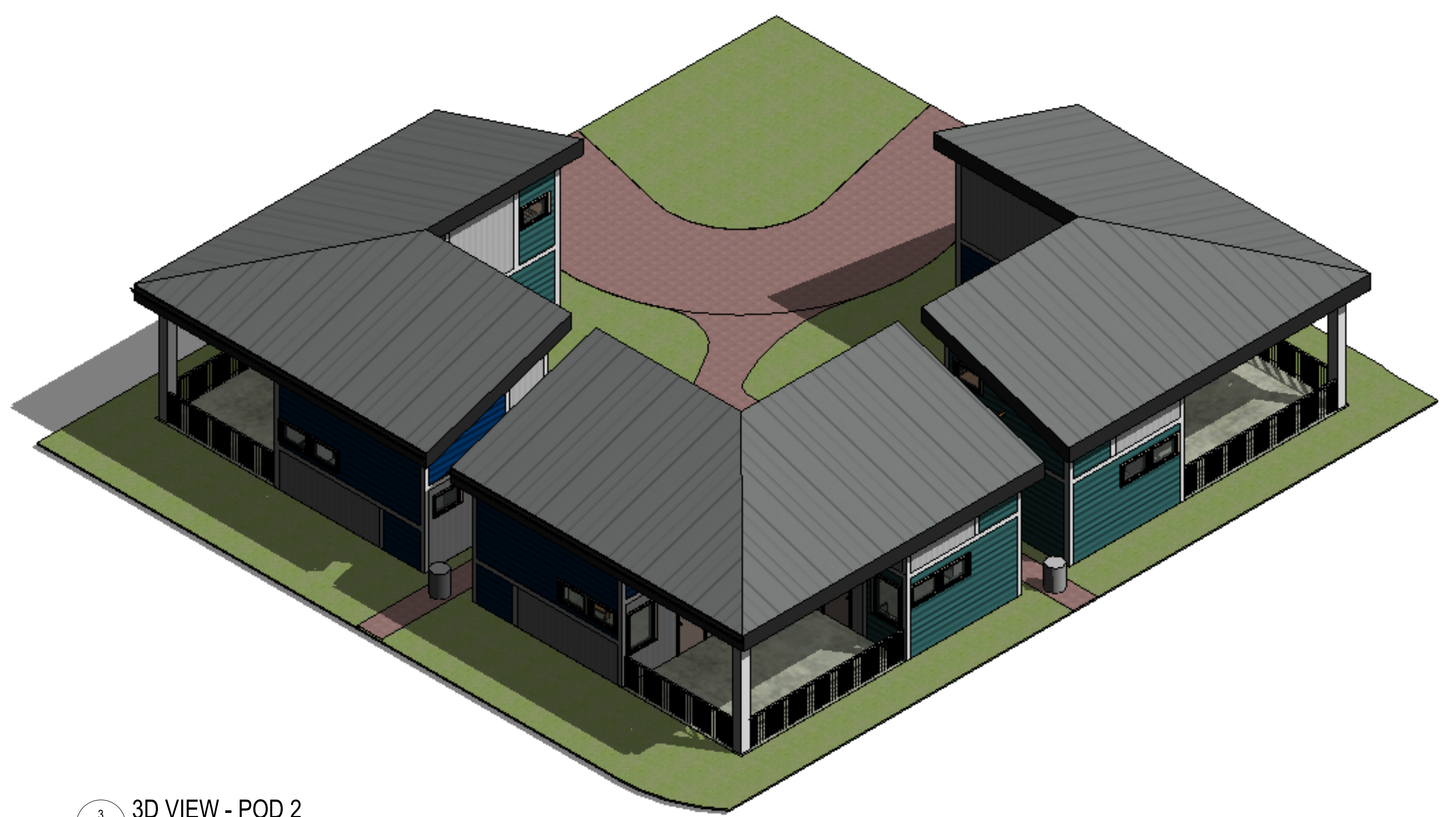
Revision Issue
Rev. # Description Date

CALLOUT

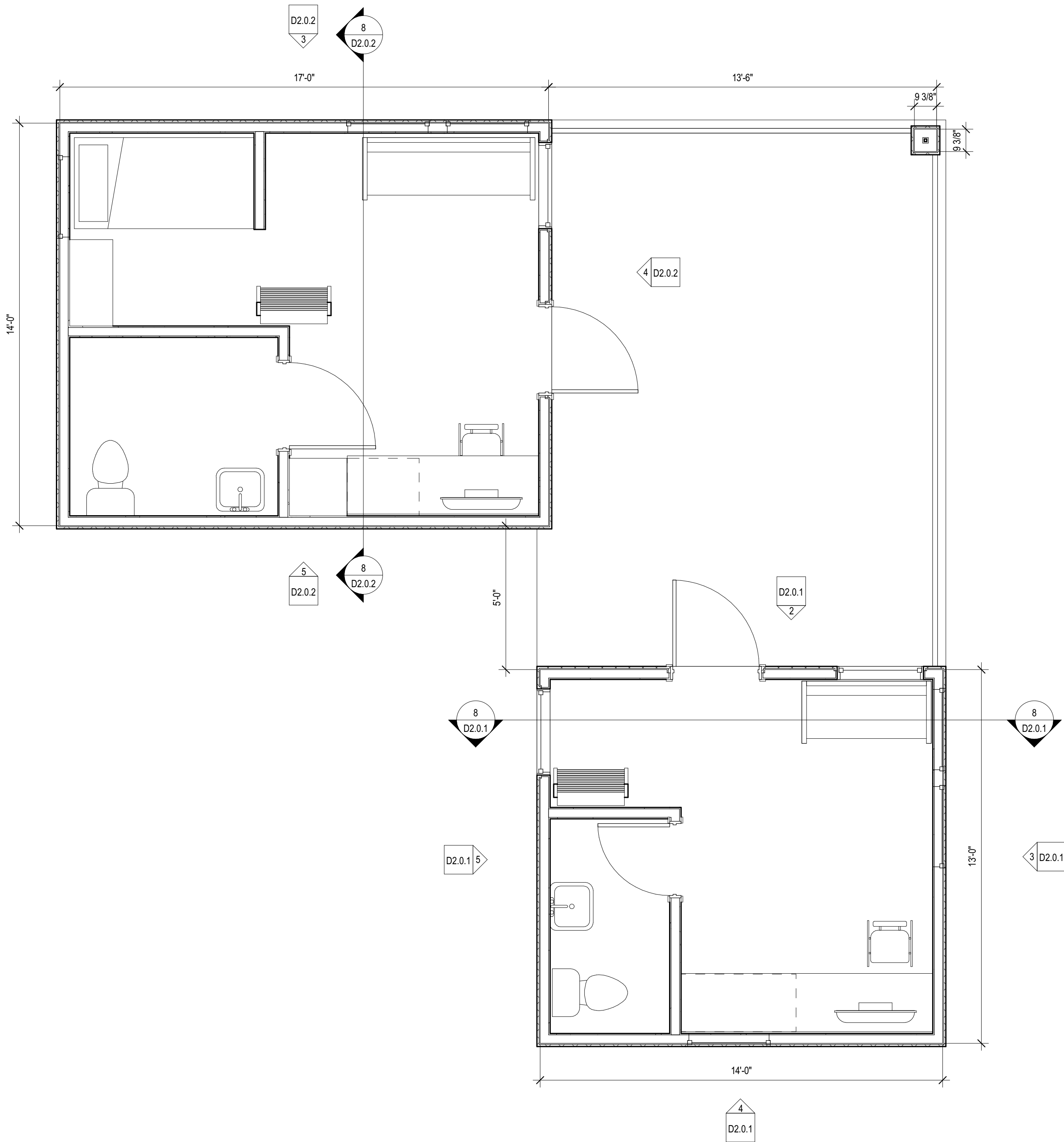
D1.0.2



2 3D VIEW - POD
D1.0.2



3 3D VIEW - POD 2
D1.0.2



FLOOR PLAN - LEVEL 1 - MASTER
PLAN - Callout 1
1 3/8" = 1'-0"
D1.0.2



9/24/2019 12:58:10 PM

Owner
XXX

Architect
SHORT ELLIOTT HENDRICKSON, INC.
316 NORTH MILWAUKEE STREET, SUITE 302
MILWAUKEE, WISCONSIN 53202
CONTACT: BRIAN COOLEY, AIA
414.465.1215

Landscape Architect
SHORT ELLIOTT HENDRICKSON, INC.
6808 ODANA ROAD, SUITE 2000
MADISON, WISCONSIN 53719
CONTACT: MOLLY GATZLAFF WAGNER, PLA
608.535.6166

Civil Engineer

Structural Engineer

Interiors

General Contractor
XXX

Tiny Homes
60th & Green Tree
Milwaukee, WI

This drawing is an instrument of service and shall remain the property of Short Elliott Hendrickson, Inc. (SEH). This drawing and the concepts and ideas contained herein shall not be used, reproduced, revised, or retained without the express written approval of SEH. Submission or distribution of this drawing to meet official or regulatory requirements or for other purposes in connection with this project is not to be construed as publication in derogation of any of the rights of SEH.

SEH Project 151283
Checked By BMC
Drawn By MRC

Project Status Issue Date

Revision Issue
Rev. # Description Date

FLOOR PLAN - UNIT A

D2.0.1

FINISH SCHEDULE

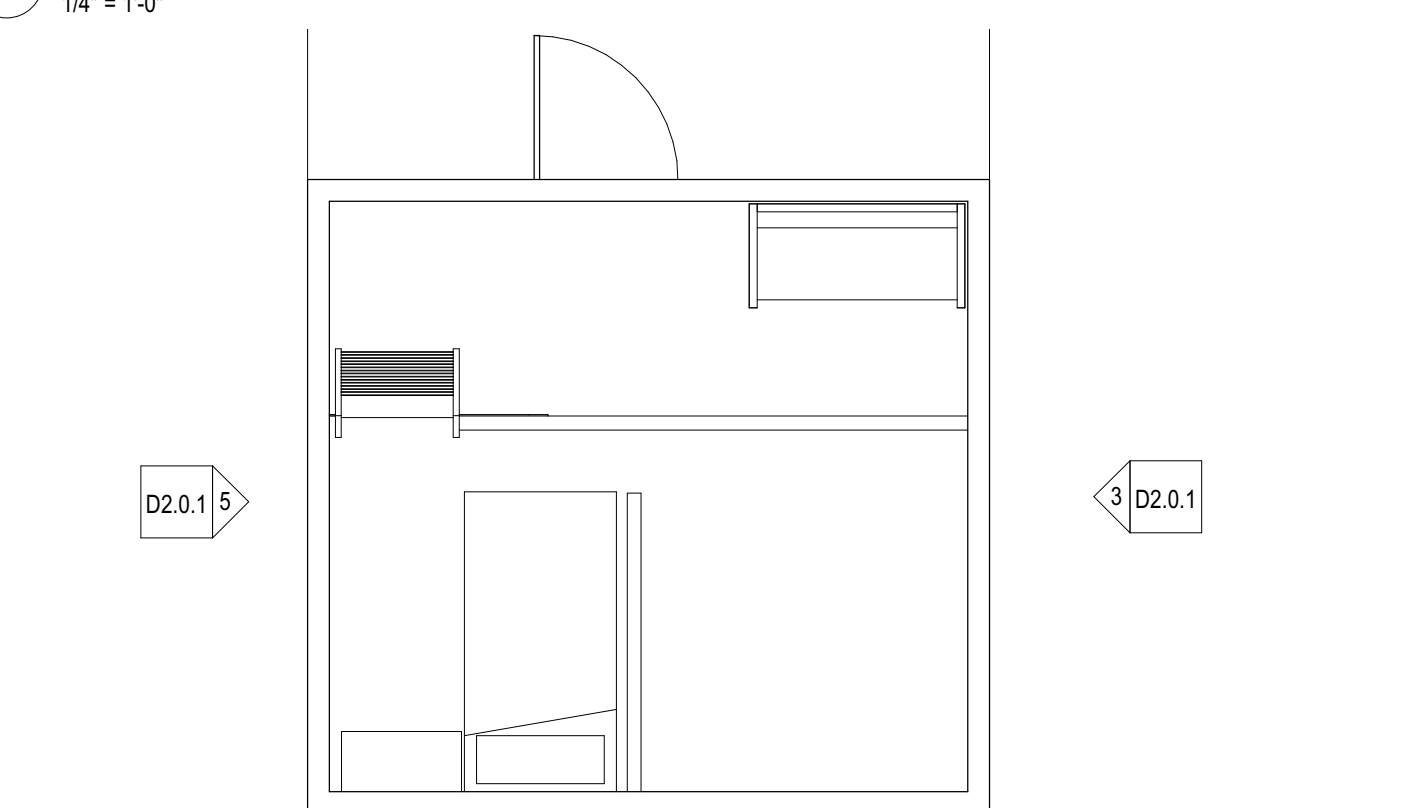
MARK	MANUFACTURER	DESCRIPTION	NOTES
A1	LP-LAP SIDING	8", HORIZONTAL, PRE-PRIMED, PAINTED	COLOR: MIDNIGHT BLUE TEXTURE: SMOOTH (STRAND)
A2	LP-LAP SIDING	8", PRE-PRIMED, PAINTED	COLOR: COUNTRY RED TEXTURE: SMOOTH (STRAND)
B	LP-LAP SIDING	8", VERTICAL, PRE-PRIMED, PAINTED	COLOR: GRANITE TEXTURE: SMOOTH (STRAND)
C1	LP-LAP SIDING	8", HORIZONTAL, PRE-PRIMED, PAINTED	COLOR: GREEN TEXTURE: SMOOTH (STRAND)
C2	LP-PANEL SIDING	SMOOTH FINISH PANEL - 8" O.C. GROOVE	COLOR: RIVER ROCK TEXTURE: SMOOTH (STRAND)
C3	NOT USED	--	--
D	LP-SIDING TRIM	6", PRE-PRIMED, PAINTED	COLOR: ??? TEXTURE: ??? SMOOTH (STRAND)
E	LP-WINDOW TRIM	4", PRE-PRIMED, PAINTED	COLOR: WHITE TEXTURE: SMOOTH (STRAND)
F	VERTICAL STANDING SEAM PANELS	12" SEAM SPACING PRE-FINISHED METAL	GRAPHITE
G	GUTTER AND DOWNSPOUT	PRE-FINISHED METAL	GRAPHITE
H	GRAVEL STOP	PRE-FINISHED METAL	GRAPHITE
J	METAL CANOPY	PRE-FINISHED METAL	WHITE
K	SHERWIN WILLIAMS	SW #7005 PURE WHITE	SATIN FINISH

METALS		
A	EXCEPTIONAL METALS/DURO-LAST	TWO-PIECE SNAP-ON METAL COPINGREGAL WHITE / DURO-LAST #SR70/TE87 FOR USE WITH DURO-LAST ROOFING SYSTEM DETAIL FA3110
B	EXCEPTIONAL METALS/DURO-LAST	TWO-PIECE SNAP-ON METAL COPING DARK BRONZE / DURO-LAST #SR26/TE84 FOR USE WITH DURO-LAST ROOFING SYSTEM DETAIL FA3110
C	PRE-FABRICATED CANOPY/BAND	PRODUCT CODE: 9940-30198R PRODUCT NAME: FC SD RAL 3000 FLAME RED
D	PRE-FABRICATED POST	PRODUCT CODE: 9840-80957R PRODUCT NAME: FC SD RAL 8017 CHOC. BROWN
E	EXCEPTIONAL METALS/DURO-LAST	TWO-PIECE SNAP-ON METAL COPINGREGAL ? / DURO-LAST - PAINT TO MATCH BEIGE BRK FOR USE WITH DURO-LAST ROOFING SYSTEM DETAIL FA3110

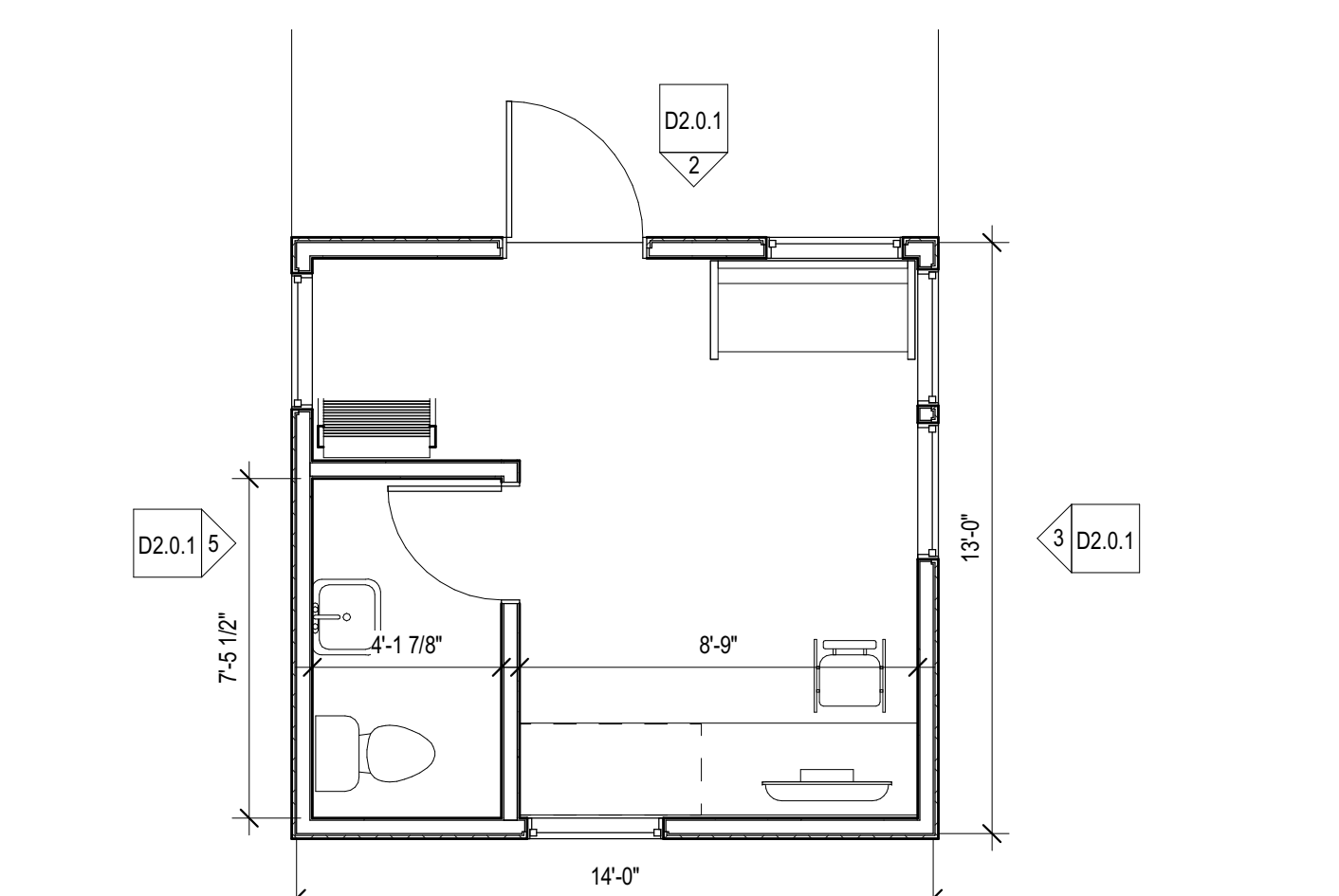
- NOTES:**
- FIELD VERIFY ALL DIMENSIONS. NOTIFY ARCHITECT IF DIMENSIONS VARY SIGNIFICANTLY.
 - PATCH WALLS AS REQUIRED WHERE ITEMS WERE PREVIOUSLY MOUNTED TO WALL.
 - PAINT ALL EXPOSED METERS, SERVICE ENTRANCES, GAS PIPE, ROOF ACCESS LADDER, ETC. TO MATCH ADJACENT EXTERIOR WALL SURFACE OR COLORS SPECIFIED IN INSPIRE GUIDE. VERIFY WITH OWNER.
 - MAKE SURE THAT WALL WEEPS AND FLASHING ARE INSTALLED CORRECTLY. DO NOT BLOCK WEEPS.
 - ALUMINUM STOREFRONT TO BE DARK BRONZE. REFER TO SUCCESSOR LICENSING SCOPE OF WORK.
 - ALL EXTERIOR GLAZING TO BE 1" INSULATED GLAZING
 - BASIS OF DESIGN FOR THE EPIS WALL SYSTEM IS DRYVIT OUTSULATION PLUS MD. EPIS WALL SYSTEM IS 2" THICK UNLESS NOTED OTHERWISE. INSTALL EPIS PRODUCT IN STRICT ACCORDANCE WITH MANUFACTURER SPECIFICATIONS AND DETAILS
 - SIGNAGE IS SHOWN FOR REFERENCE ONLY. FINAL SIZE, LOCATION AND QUANTITY TO BE DETERMINED BY SIGNAGE VENDOR. SIGNAGE VENDOR SHALL PERMIT ALL SIGNS UNDER SEPARATE COVER.

FINISH SCHEDULE

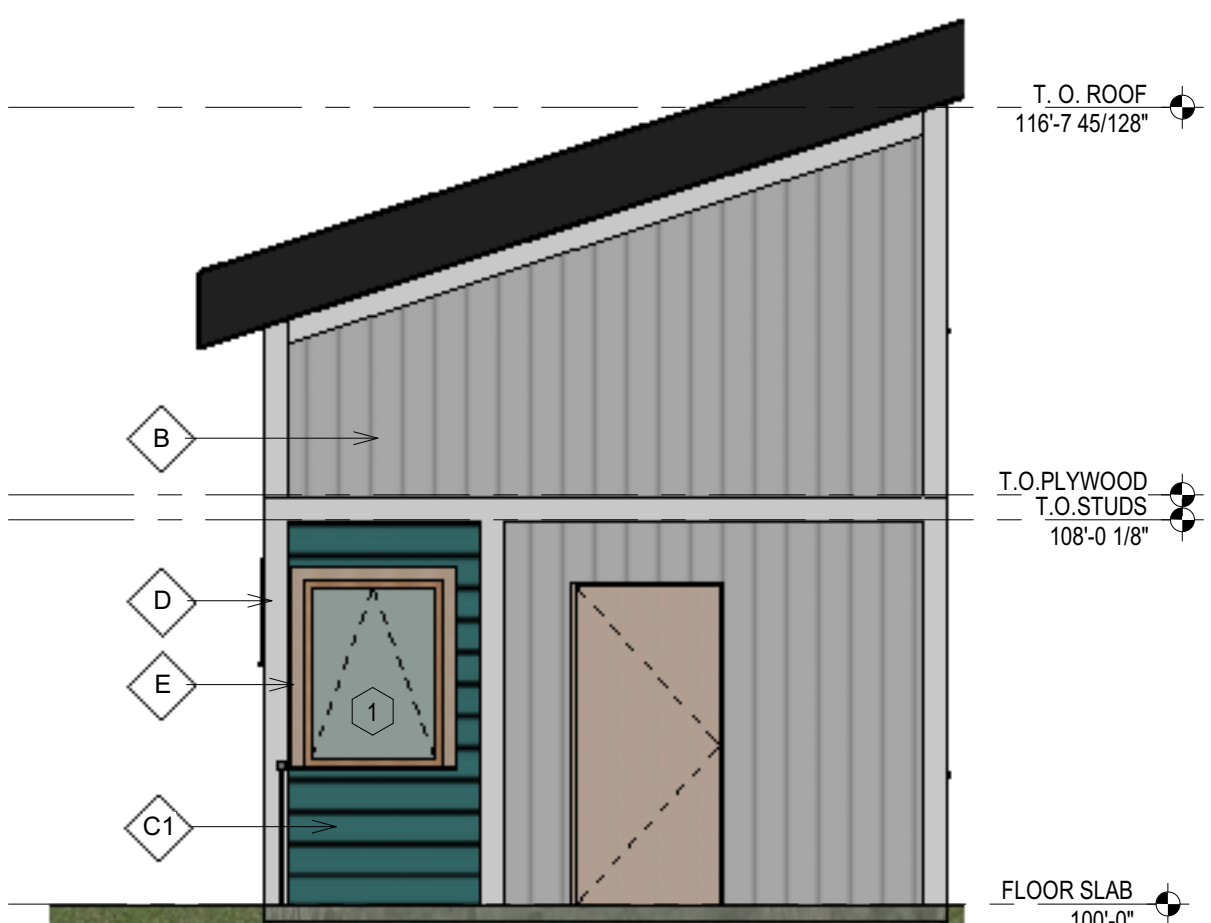
1/4" = 1'-0"



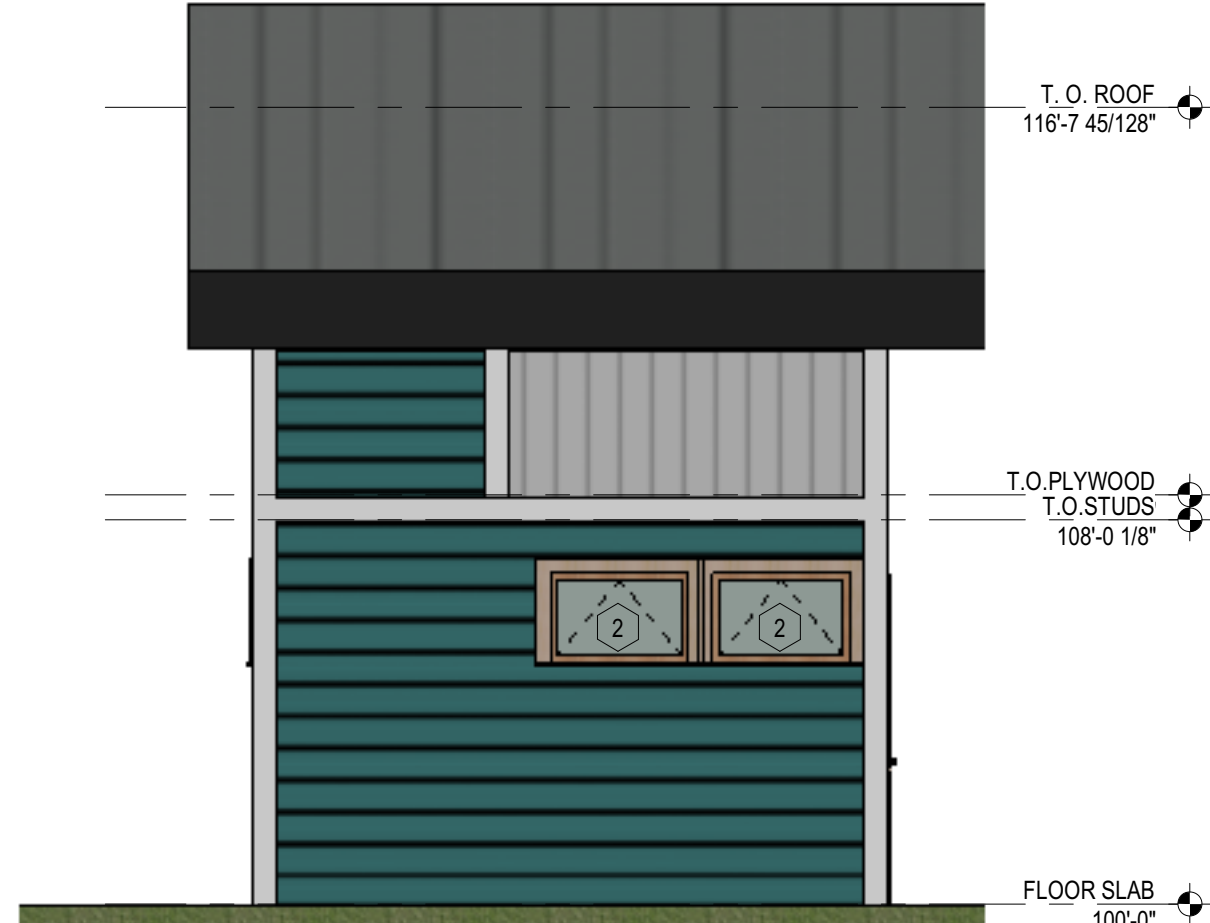
6 FLOOR PLAN - 2ND LEVEL - UNIT A
D2.0.1 1/4" = 1'-0"



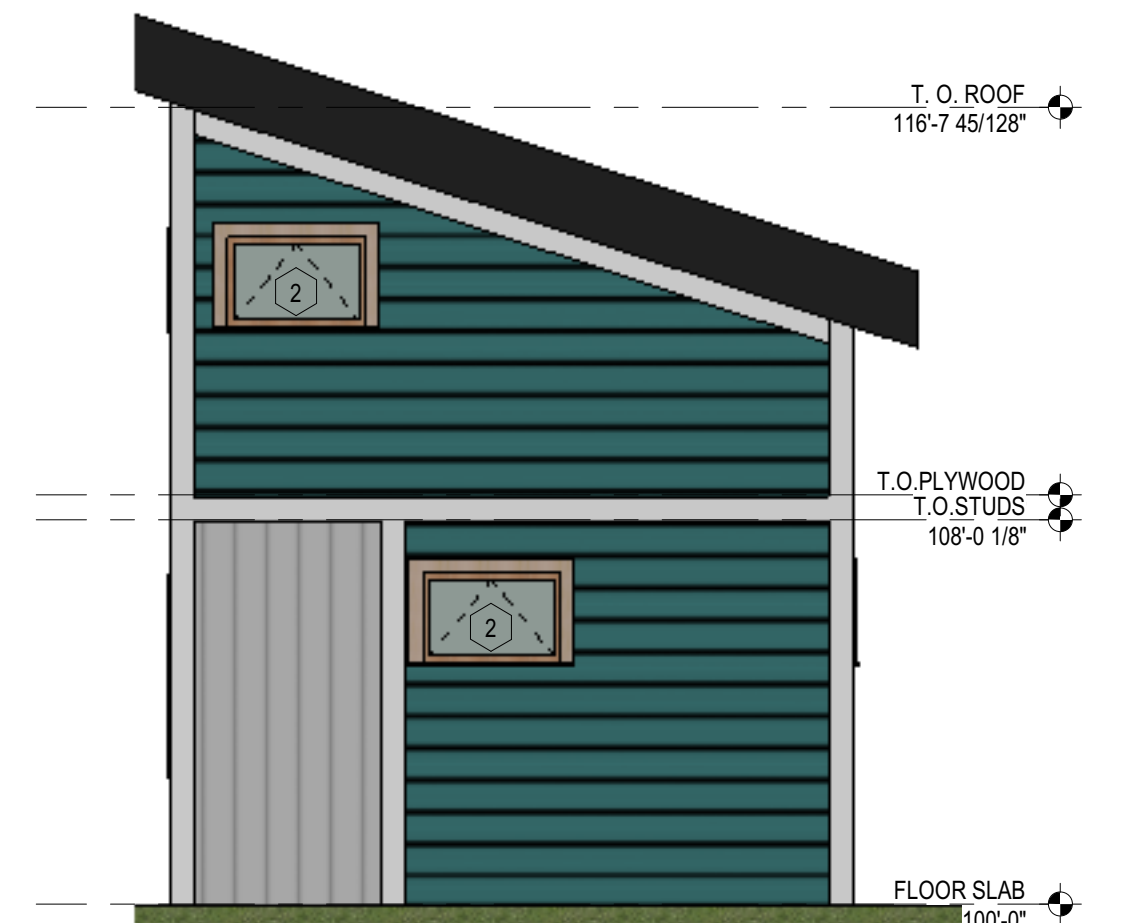
1 FLOOR PLAN - LEVEL 1 - UNIT A
D2.0.1 1/4" = 1'-0"



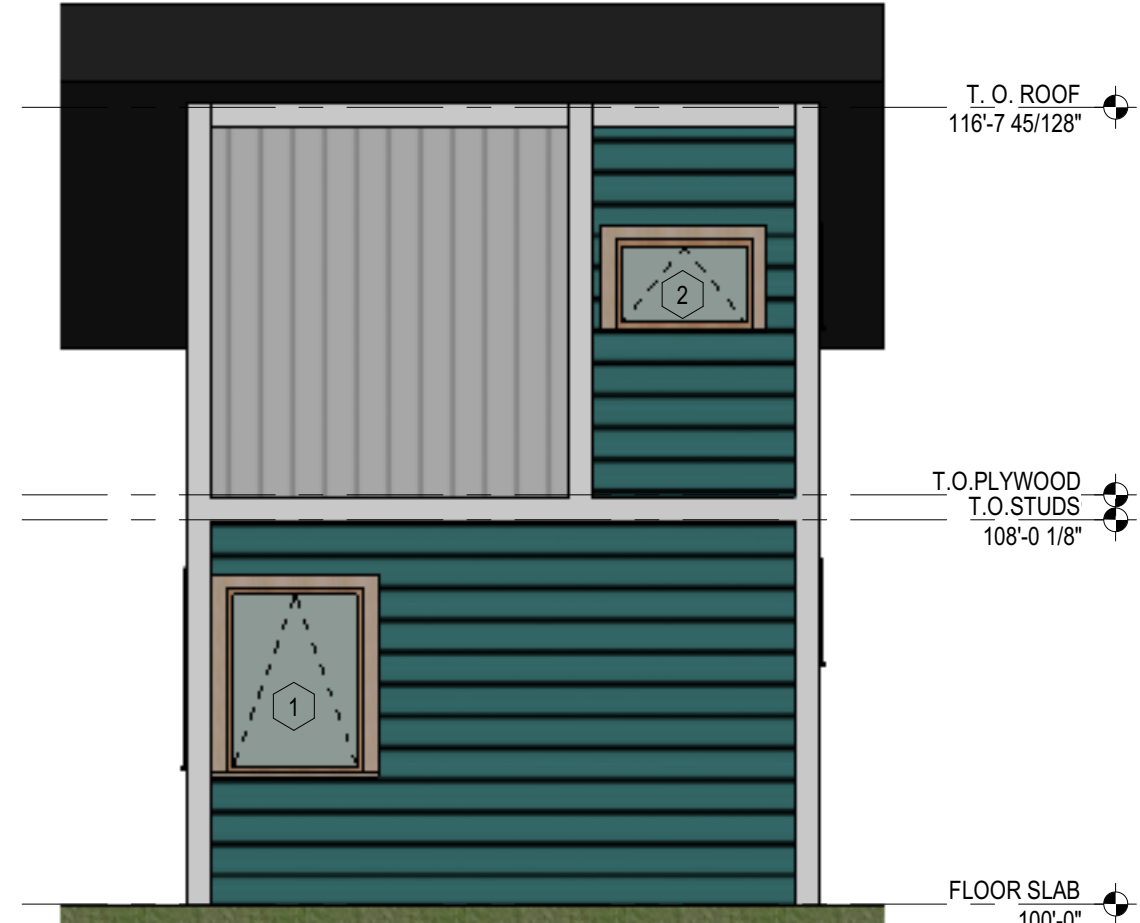
2 Elevation 1 - a
D2.0.1 1/4" = 1'-0"



3 Elevation 2 - a
D2.0.1 1/4" = 1'-0"



4 Elevation 3 - a
D2.0.1 1/4" = 1'-0"

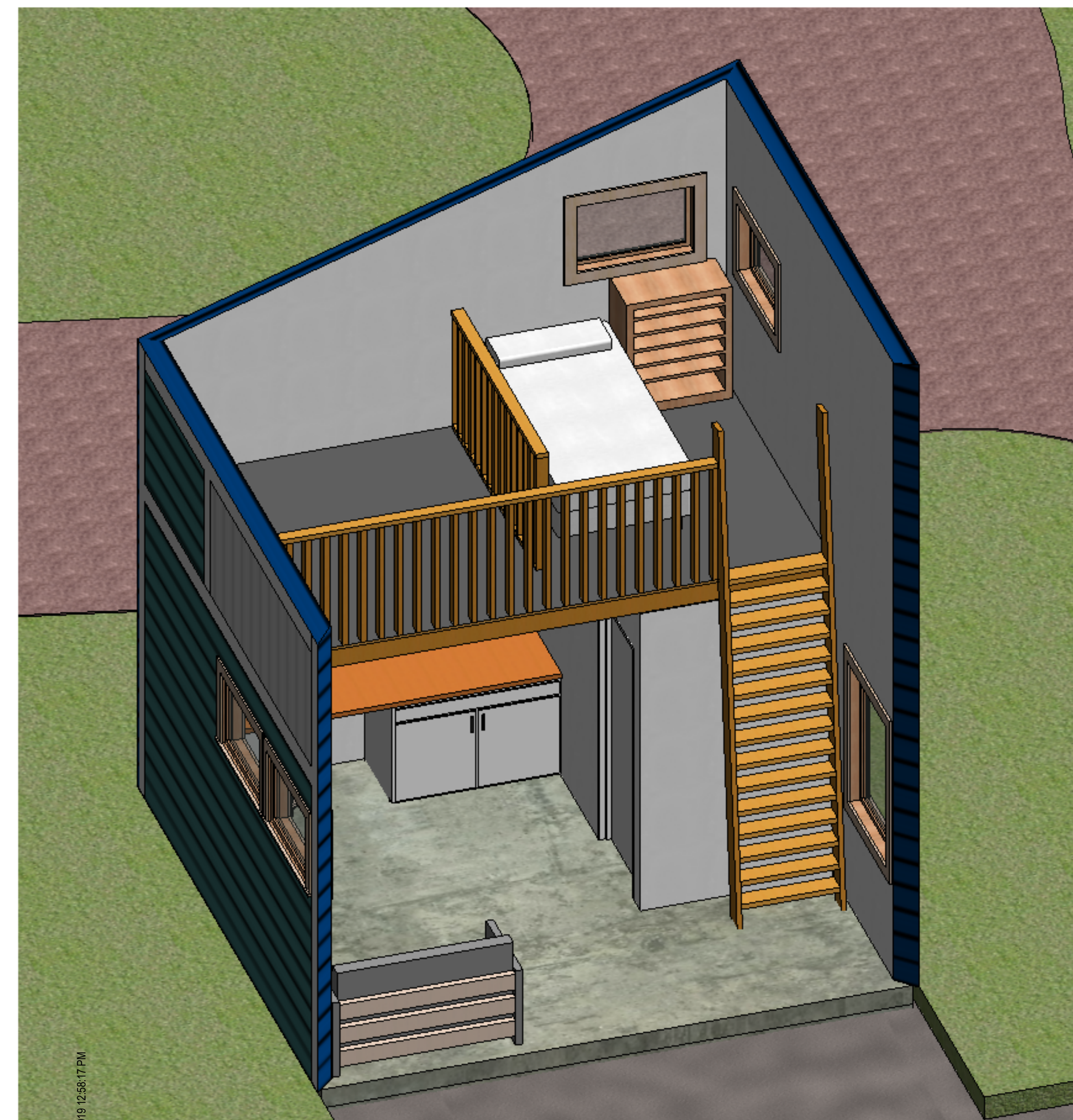


5 Elevation 4 - a
D2.0.1 1/4" = 1'-0"

WINDOW TYPES

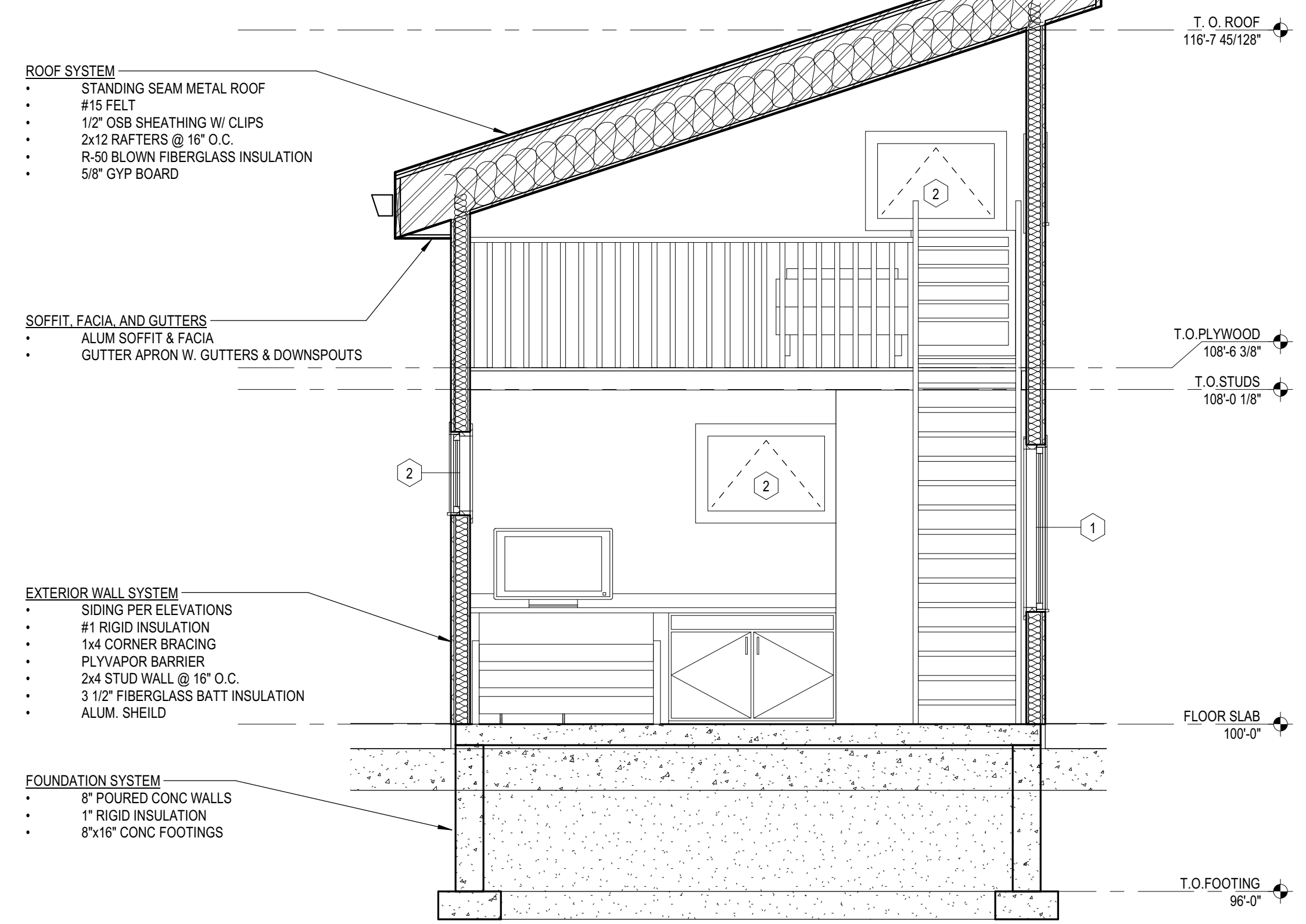
MARK	DESCRIPTION	NOTES
1	CASEMENT AWNING WINDOW, 36"W x 48"H	COLOR: WHITE TRIM TEXTURE: SMOOTH (STRAND)
2	CASEMENT AWNING WINDOW, 36"W x 24"H	COLOR: WHITE TRIM TEXTURE: SMOOTH (STRAND)
3	ALUMINUM STOREFRONT WINDOW, 36"W x 36"H	COLOR: BLACK TRIM TEXTURE: FLAT (STRAND)
4	ALUMINUM STOREFRONT WINDOW, 48"W x 96"H	COLOR: BLACK TRIM TEXTURE: FLAT (STRAND)
5	ALUMINUM STOREFRONT WINDOW, 48"W x 82"H	COLOR: BLACK TRIM TEXTURE: FLAT (STRAND)
6	ALUMINUM STORE FRONT WINDOW, 48"W x 120"H	COLOR: BLACK TRIM TEXTURE: FLAT (STRAND)

- NOTES:**
- FIELD VERIFY ALL DIMENSIONS. NOTIFY ARCHITECT IF DIMENSIONS VARY SIGNIFICANTLY.



9/24/2019 12:58:17 PM

7 Unit A
D2.0.1



8 Section 5
D2.0.1 3/8" = 1'-0"

Owner
XXX

Architect
SHORT ELLIOTT HENDRICKSON, INC.
316 NORTH MILWAUKEE STREET, SUITE 2002
MILWAUKEE, WISCONSIN 53202
CONTACT: BRIAN COOLEY, AIA
414.465.1215

Landscape Architect
SHORT ELLIOTT HENDRICKSON, INC.
6808 ODANA ROAD, SUITE 2000
MADISON, WISCONSIN 53719
CONTACT: MOLLY GATZLAFF WAGNER, PLA
608.535.6166

Civil Engineer

Structural Engineer

Interiors

General Contractor
XXX

Tiny Homes
60th & Green Tree
Milwaukee, WI

This drawing is an instrument of service and shall remain the property of Short Elliott Hendrickson, Inc. (SEH). This drawing and the concepts and ideas contained herein shall not be used, reproduced, revised, or retained without the express written approval of SEH.
Submission or distribution of this drawing to meet official or regulatory requirements or for other purposes in connection with the project is not to be construed as publication in derogation of any of the rights of SEH.
COPYRIGHT © Short Elliott Hendrickson, Inc. All Rights Reserved.

SEH Project 151283
Checked By BMC
Drawn By MRC

Project Status Issue Date

Revision Issue
Rev. # Description Date

FLOOR PLAN - UNIT B

D2.0.2

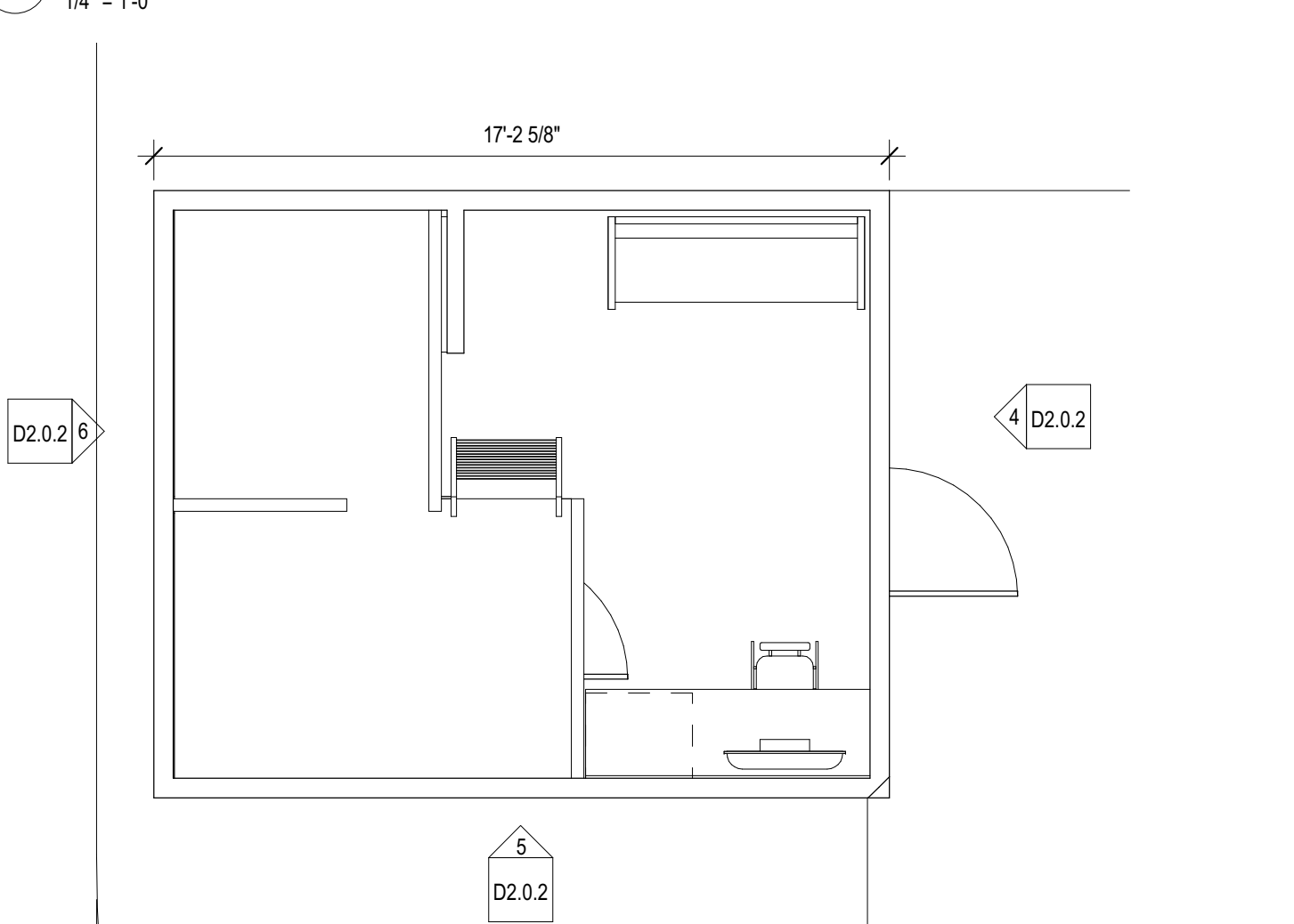
FINISH SCHEDULE

MARK	MANUFACTURER	DESCRIPTION	NOTES
A1	LP- LAP SIDING	8", HORIZONTAL, PRE-PRIMED, PAINTED	COLOR: MIDNIGHT BLUE TEXTURE: SMOOTH (STRAND)
A2	LP- LAP SIDING	8", PRE-PRIMED, PAINTED	COLOR: COUNTRY RED TEXTURE: SMOOTH (STRAND)
B	LP- LAP SIDING	8", VERTICAL, PRE-PRIMED, PAINTED	COLOR: GRANITE TEXTURE: SMOOTH (STRAND)
C1	LP- LAP SIDING	8", HORIZONTAL, PRE-PRIMED, PAINTED	COLOR: GREEN TEXTURE: SMOOTH (STRAND)
C2	LP- PANEL SIDING	SMOOTH FINISH PANEL - 8" O.C. GROOVE	COLOR: RIVER ROCK TEXTURE: SMOOTH (STRAND)
C3	NOT USED	--	--
D	LP-SIDING TRIM	6", PRE-PRIMED, PAINTED	COLOR: ??? TEXTURE: ??? SMOOTH (STRAND)
E	LP- WINDOW TRIM	4", PRE-PRIMED, PAINTED	COLOR: WHITE TEXTURE: SMOOTH (STRAND)
F	VERTICAL STANDING SEAM PANELS	12" SEAM SPACING PRE-FINISHED METAL	GRAPHITE
G	GUTTER AND DOWNSPOUT	PRE-FINISHED METAL	GRAPHITE
H	GRAVEL STOP	PRE-FINISHED METAL	GRAPHITE
J	METAL CANOPY	PRE-FINISHED METAL	WHITE
K	SHERWIN WILLIAMS	SW #7005 PURE WHITE	SATIN FINISH

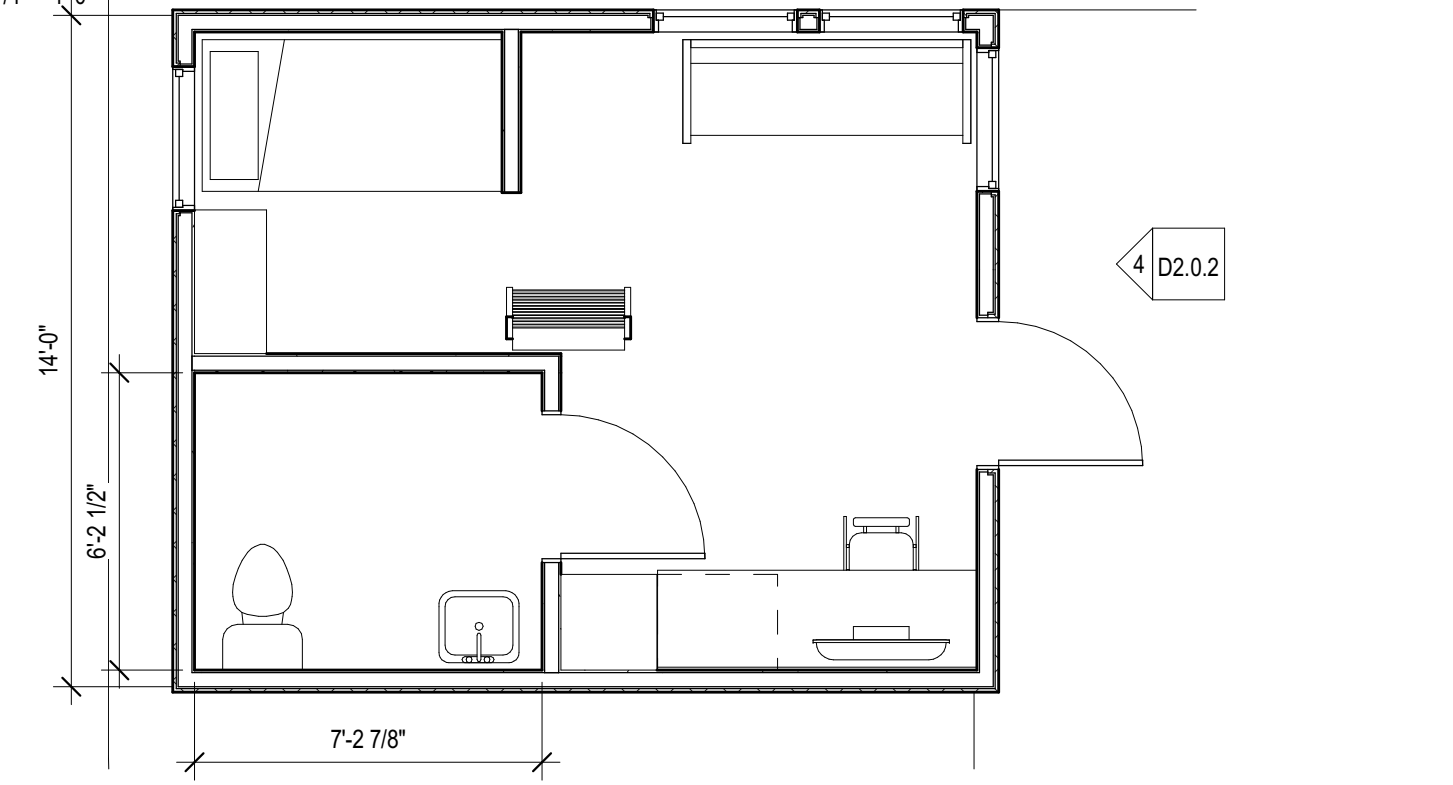
METALS	DESCRIPTION	NOTES
A	EXCEPTIONAL METALS/DURO-LAST WHITE / DURO-LAST #SR70/TE87	FOR USE WITH DURO-LAST ROOFING SYSTEM DETAIL FA3110
B	EXCEPTIONAL METALS/DURO-LAST BRONZE / DURO-LAST #SR26/TE84	FOR USE WITH DURO-LAST ROOFING SYSTEM DETAIL FA3110
C	PRE-FABRICATED CANOPY/BAND PRODUCT CODE: 9940-30198R PRODUCT NAME: FC SD RAL 3000 FLAME RED	
D	PRE-FABRICATED POST PRODUCT CODE: 9840-80957R PRODUCT NAME: FC SD RAL 8017 CHOC. BROWN	
E	EXCEPTIONAL METALS/DURO-LAST TWO-PIECE SNAP-ON METAL COPINGREGAL 7 / DURO-LAST - PAINT TO MATCH BEIGE BRK	FOR USE WITH DURO-LAST ROOFING SYSTEM DETAIL FA3110

- NOTES:
- FIELD VERIFY ALL DIMENSIONS. NOTIFY ARCHITECT IF DIMENSIONS VARY SIGNIFICANTLY.
 - PATCH WALLS AS REQUIRED WHERE ITEMS WERE PREVIOUSLY MOUNTED TO WALL.
 - PAINT ALL EXPOSED METERS, SERVICE ENTRANCES, GAS PIPE, ROOF ACCESS LADDER, ETC. TO MATCH ADJACENT EXTERIOR WALL SURFACE OR COLORS SPECIFIED IN INSPIRE GUIDE. VERIFY WITH OWNER.
 - MAKE SURE THAT WALL WEEPS AND FLASHING ARE INSTALLED CORRECTLY. DO NOT BLOCK WEEPS.
 - ALUMINUM STOREFRONT TO BE DARK BRONZE. REFER TO SUCCESSOR LICENSING SCOPE OF WORK.
 - ALL EXTERIOR GLAZING TO BE 1" INSULATED GLAZING
 - BASIS OF DESIGN FOR THE EPIS WALL SYSTEM IS DRYVIT OUTSULATION PLUS MD. EPIS WALL SYSTEM IS 2" THICK UNLESS NOTED OTHERWISE. INSTALL EPIS PRODUCT IN STRICT ACCORDANCE WITH MANUFACT. SPECIFICATIONS AND DETAILS
 - SIGNAGE IS SHOWN FOR REFERENCE ONLY. FINAL SIZE, LOCATION AND QUANTITY TO BE DETERMINED BY SIGNAGE VENDOR, SIGNAGE VENDOR SHALL PERMIT ALL SIGNS UNDER SEPARATE COVER.

FINISH SCHEDULE



FLOOR PLAN - 2ND LEVEL - UNIT B



FLOOR PLAN - LEVEL 1 - UNIT B



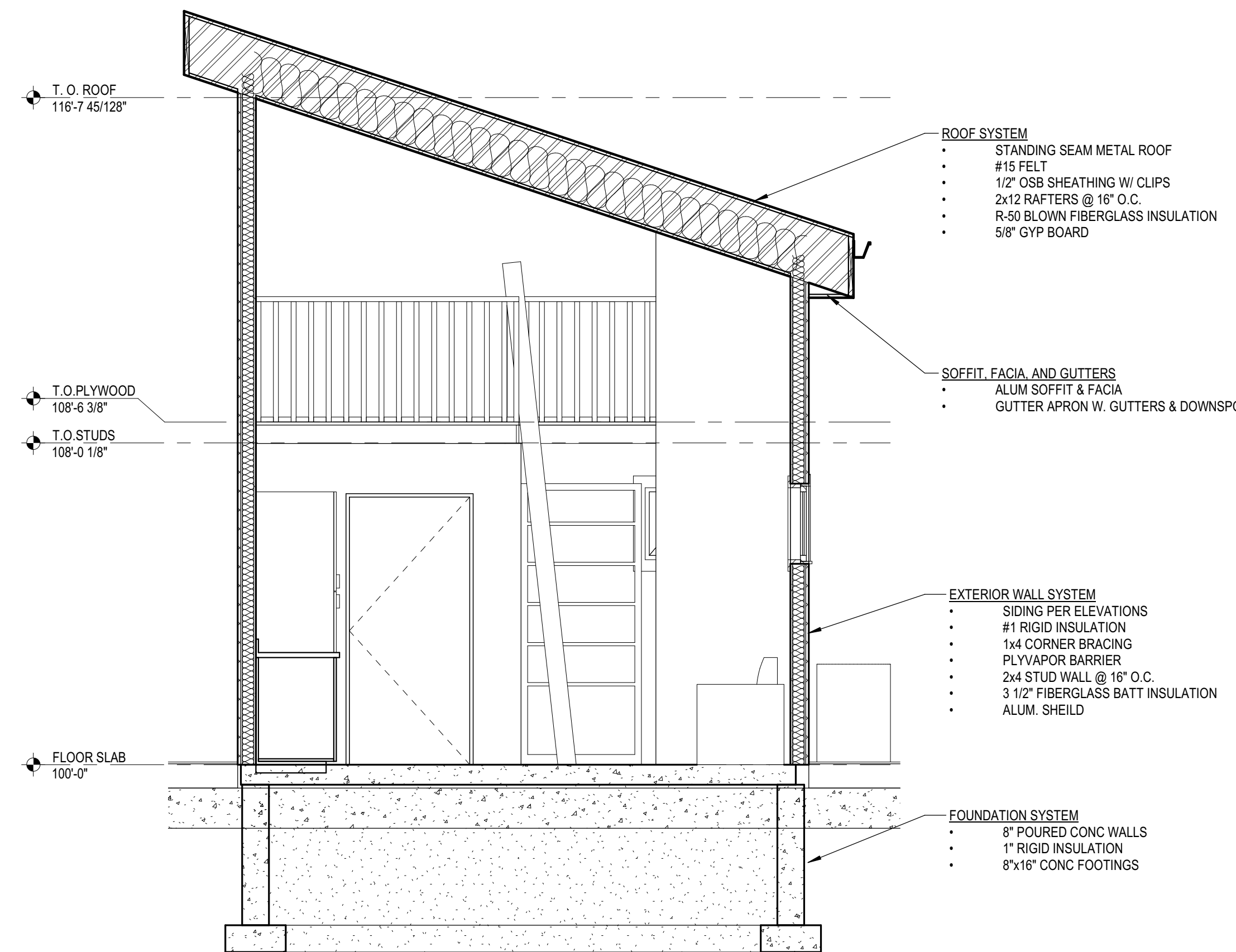
WINDOW TYPES

MARK	DESCRIPTION	NOTES
1	CASEMENT AWNING WINDOW, 36"W x 48"H	COLOR: WHITE TRIM TEXTURE: SMOOTH (STRAND)
2	CASEMENT AWNING WINDOW, 36"W x 24"H	COLOR: WHITE TRIM TEXTURE: SMOOTH (STRAND)
3	ALUMINUM STOREFRONT WINDOW, 36"W x 36"H	COLOR: BLACK TRIM TEXTURE: FLAT (STRAND)
4	ALUMINUM STOREFRONT WINDOW, 48"W x 96"H	COLOR: BLACK TRIM TEXTURE: FLAT (STRAND)
5	ALUMINUM STOREFRONT WINDOW, 48"W x 82"H	COLOR: BLACK TRIM TEXTURE: FLAT (STRAND)
6	ALUMINUM STORE FRONT WINDOW, 48"W x 120"H	COLOR: BLACK TRIM TEXTURE: FLAT (STRAND)

NOTES:
1. FIELD VERIFY ALL DIMENSIONS. NOTIFY ARCHITECT IF DIMENSIONS VARY SIGNIFICANTLY.

WINDOW TYPES

1/4" = 1'-0"

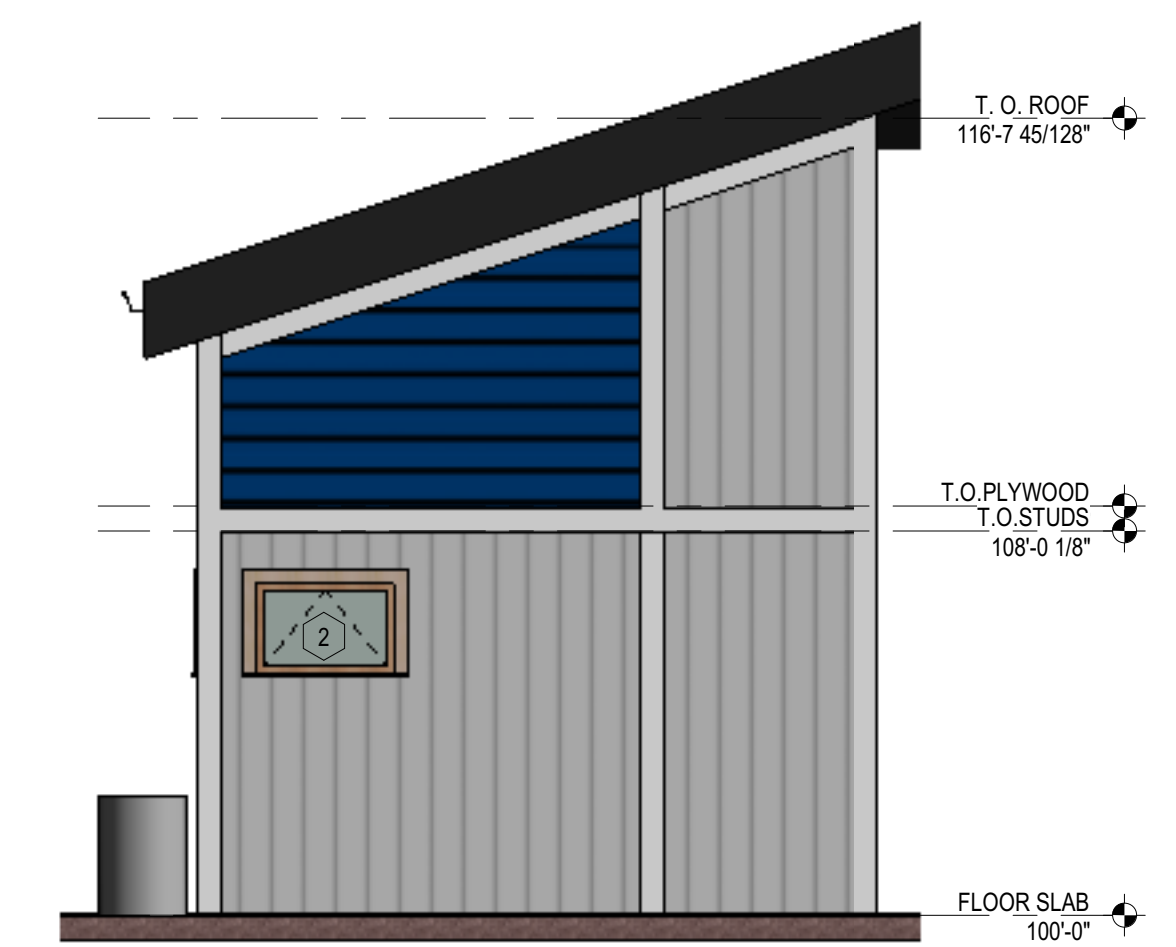


Section 7

3/8" = 1'-0"



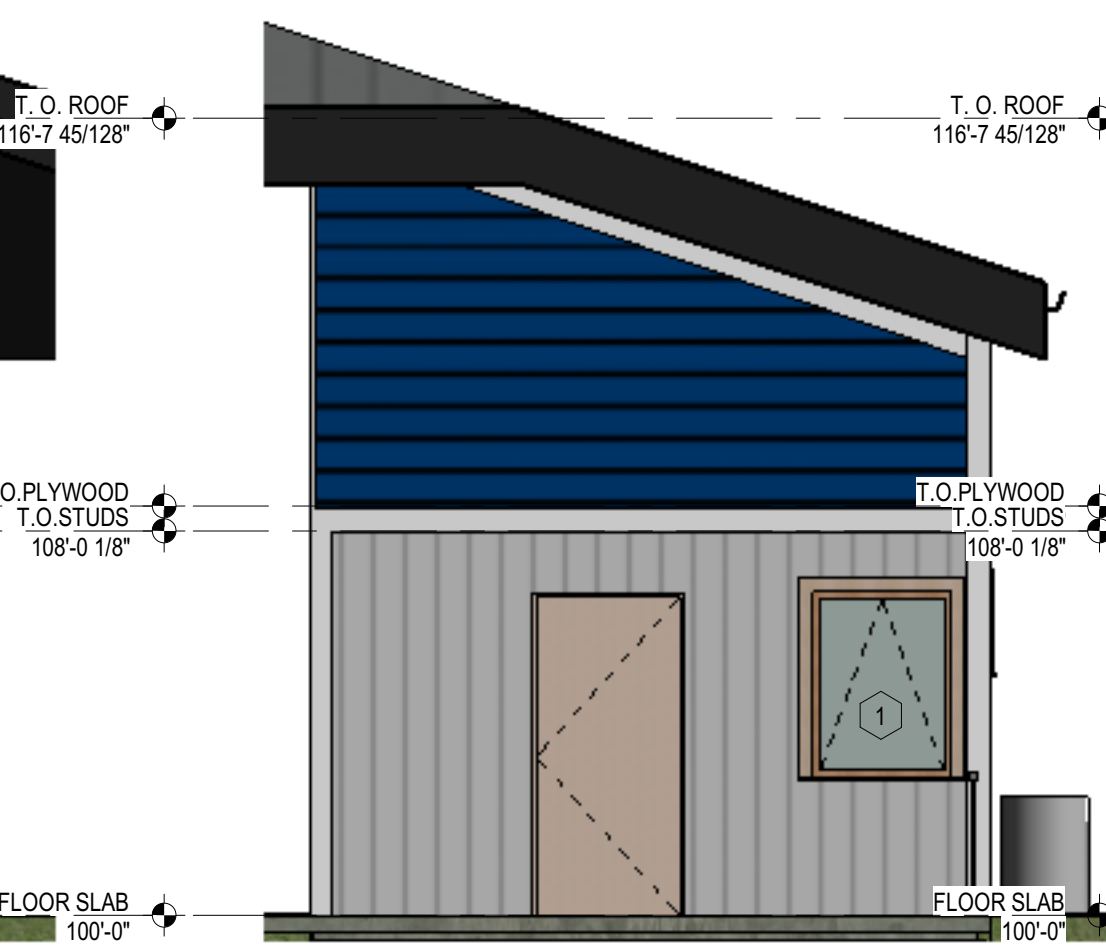
Elevation 5 - a
1/4" = 1'-0"



Elevation 8 - a
1/4" = 1'-0"



Elevation 7 - a
1/4" = 1'-0"



Elevation 6 - a
1/4" = 1'-0"



UNIT 2

D2.0.2



Owner
XXX

Architect
SHORT ELLIOTT HENDRICKSON, INC.
316 NORTH MILWAUKEE STREET, SUITE 302
MILWAUKEE, WISCONSIN 53202
CONTACT: BRIAN COOLEY, AIA
414.465.1215

Landscape Architect
SHORT ELLIOTT HENDRICKSON, INC.
6808 ODANA ROAD, SUITE 2000
MADISON, WISCONSIN 53719
CONTACT: MOLLY GATZLAFF WAGNER, PLA
608.535.6166

Civil Engineer

Structural Engineer

Interiors

General Contractor
XXX

Verticals Tiny Homes
Tiny Homes
60th & Green Tree
Milwaukee, WI

This drawing is an instrument of service and shall remain the property of Short Elliott Hendrickson, Inc. (SEH). This drawing and the concepts and ideas contained herein shall not be used, reproduced, revised, or retained without the express written approval of SEH.
Submission or distribution of this drawing to meet official or regulatory requirements or for other purposes in connection with the project is not to be construed as publication in derogation of any of the rights of SEH.

SEH Project 151283
Checked By BMC
Drawn By MRC

Project Status Issue Date

Revision Issue
Rev. # Description Date

COMMUNITY CENTER ELEVATIONS

D2.1

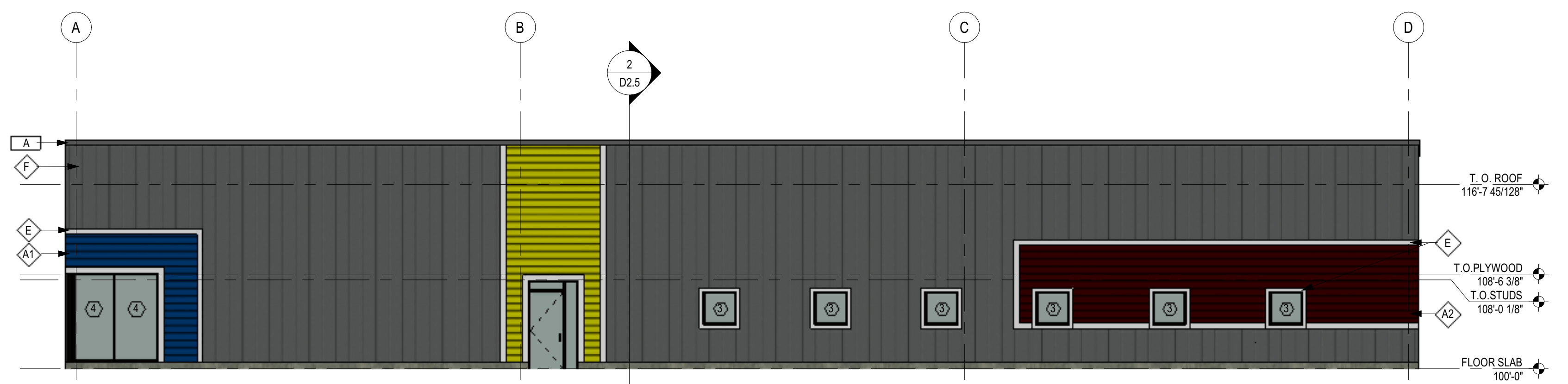
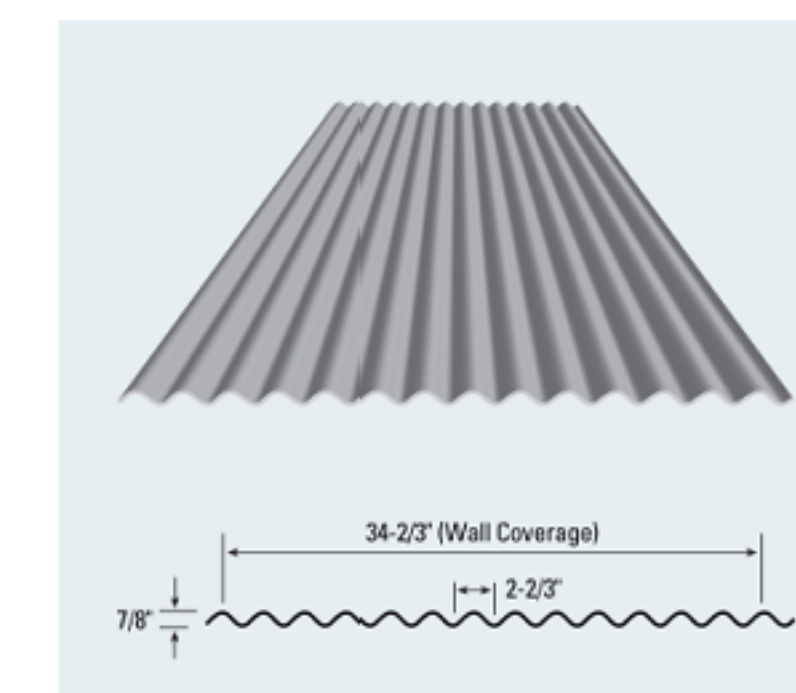
FINISH SCHEDULE

MARK	MANUFACTURER	DESCRIPTION	NOTES
A1	LP-LAP SIDING	8", HORIZONTAL, PRE-PRIMED, PAINTED	COLOR: MIDNIGHT BLUE TEXTURE: SMOOTH (STRAND)
A2	LP-LAP SIDING	8", PRE-PRIMED, PAINTED	COLOR: COUNTRY RED TEXTURE: SMOOTH (STRAND)
B	LP-LAP SIDING	8", VERTICAL, PRE-PRIMED, PAINTED	COLOR: GRANITE TEXTURE: SMOOTH (STRAND)
C1	LP-LAP SIDING	8", HORIZONTAL, PRE-PRIMED, PAINTED	COLOR: GREEN TEXTURE: SMOOTH (STRAND)
C2	LP-PANEL SIDING	SMOOTH FINISH PANEL - 8" O.C. GROOVE	COLOR: RIVER ROCK TEXTURE: SMOOTH (STRAND)
C3	NOT USED	--	--
D	LP-SIDING TRIM	6", PRE-PRIMED, PAINTED	COLOR: ??? TEXTURE: ??? SMOOTH (STRAND)
E	LP-WINDOW TRIM	4", PRE-PRIMED, PAINTED	COLOR: WHITE TEXTURE: SMOOTH (STRAND)
F	VERTICAL STANDING SEAM PANELS	12" SEAM SPACING PRE-FINISHED METAL	GRAPHITE
G	GUTTER AND DOWNSPOUT	PRE-FINISHED METAL	GRAPHITE
H	GRAVEL STOP	PRE-FINISHED METAL	GRAPHITE
J	METAL CANOPY	PRE-FINISHED METAL	WHITE
K	SHERWIN WILLIAMS	SIW #7005 PURE WHITE	SATIN FINISH

METALS			
A	EXCEPTIONAL METALS/DURO-LAST	TWO-PIECE SNAP-ON METAL COPINGREGAL WHITE / DURO-LAST #SR70/TE87	FOR USE WITH DURO-LAST ROOFING SYSTEM DETAIL FA3110
B	EXCEPTIONAL METALS/DURO-LAST	TWO-PIECE SNAP-ON METAL COPING DARK BRONZE / DURO-LAST #SR26/TE84	FOR USE WITH DURO-LAST ROOFING SYSTEM DETAIL FA3110
C	PRE-FABRICATED CANOPY/BAND	PRODUCT CODE: 9940-30188R PRODUCT NAME: FC SD RAL 3000 FLAME RED	
D	PRE-FABRICATED POST	PRODUCT CODE: 9840-80957R PRODUCT NAME: FC SD RAL 8017 CHOC. BROWN	
E	EXCEPTIONAL METALS/DURO-LAST	TWO-PIECE SNAP-ON METAL COPINGREGAL ? / DURO-LAST - PAINT TO MATCH BEIGE BRK	FOR USE WITH DURO-LAST ROOFING SYSTEM DETAIL FA3110

NOTES:

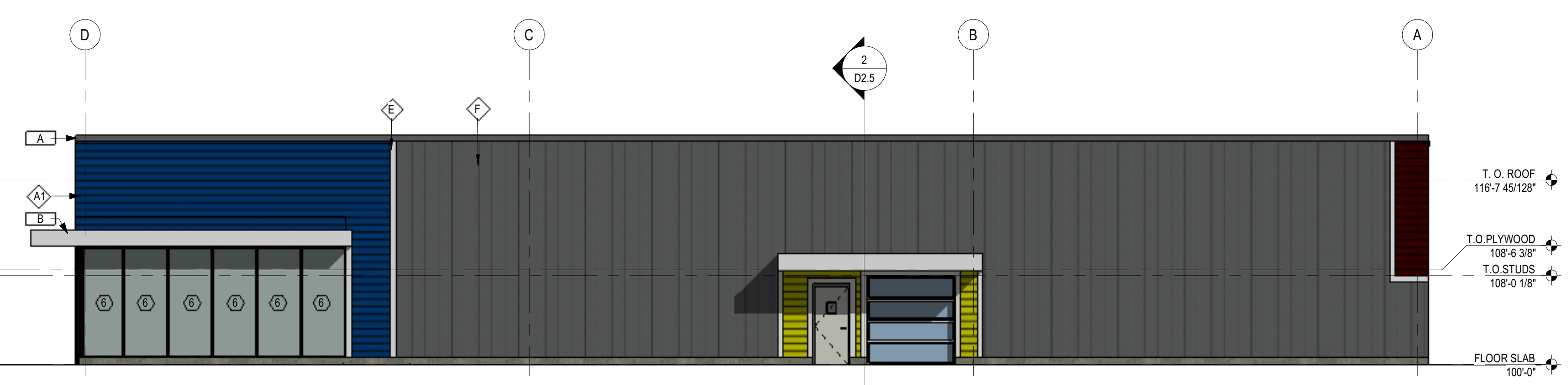
- FIELD VERIFY ALL DIMENSIONS. NOTIFY ARCHITECT IF DIMENSIONS VARY SIGNIFICANTLY.
- PATCH WALLS AS REQUIRED WHERE ITEMS WERE PREVIOUSLY MOUNTED TO WALL.
- PAINT ALL EXPOSED METERS, SERVICE ENTRANCES, GAS PIPE, ROOF ACCESS LADDER, ETC. TO MATCH ADJACENT EXTERIOR WALL SURFACE OR COLORS SPECIFIED IN INSPIRE GUIDE. VERIFY WITH OWNER.
- MAKE SURE THAT WALL WEEPS AND FLASHING ARE INSTALLED CORRECTLY. DO NOT BLOCK WEEPS.
- ALUMINUM STOREFRONT TO BE DARK BRONZE. REFER TO SUCCESSOR LICENSING SCOPE OF WORK.
- ALL EXTERIOR GLAZING TO BE 1" INSULATED GLAZING
- BASIS OF DESIGN FOR THE EFIS WALL SYSTEM IS DRYVIT OUTSULATION PLUS MD. EFIS WALL SYSTEM IS 2" THICK UNLESS NOTED OTHERWISE. INSTALL EFIS PRODUCT IN STRICT ACCORDANCE WITH MANUFACT. SPECIFICATIONS AND DETAILS
- SIGNAGE IS SHOWN FOR REFERENCE ONLY. FINAL SIZE, LOCATION AND QUANTITY TO BE DETERMINED BY SIGNAGE VENDOR. SIGNAGE VENDOR SHALL PERMIT ALL SIGNS UNDER SEPARATE COVER.



1 ELEVATION - NORTH
1/8" = 1'-0"



2 ELEVATION - EAST
1/8" = 1'-0"



3 ELEVATION - SOUTH
1/8" = 1'-0"



4 ELEVATION WEST
1/8" = 1'-0"

4/24/2019 12:58:29 PM

Owner
XXX

Architect
SHORT ELLIOTT HENDRICKSON, INC.
316 NORTH MILWAUKEE STREET, SUITE 302
MILWAUKEE, WISCONSIN 53202
CONTACT: BRIAN COOLEY, AIA
414.465.1215

Landscape Architect
SHORT ELLIOTT HENDRICKSON, INC.
6808 ODANA ROAD, SUITE 2000
MADISON, WISCONSIN 53719
CONTACT: MOLLY GATZLAFF WAGNER, PLA
608.535.6166

Civil Engineer

Structural Engineer

Interiors

General Contractor
XXX

Venues: Tiny Homes
Tiny Homes

60th & Green Tree
Milwaukee, WI

This drawing is an instrument of service and shall remain the property of Short Elliott Hendrickson, Inc. (SEH). This drawing and the concepts and ideas contained herein shall not be used, reproduced, revised, or retained without the express written approval of SEH.
Submission or distribution of this drawing to meet official or regulatory requirements or for other purposes in connection with this project is not to be construed as publication in derogation of any of the rights of SEH.

COPYRIGHT ©
Short Elliott Hendrickson, Inc.
All Rights Reserved

SEH Project 151283
Checked By BMC
Drawn By MRC

Project Status Issue Date


Revision Issue		
Rev. #	Description	Date

COMMUNITY CENTER 3D

D2.2



1 3D - COMMUNITY CENTER 1
D2.2



Owner
XXX

Architect
SHORT ELLIOTT HENDRICKSON, INC.
316 NORTH MILWAUKEE STREET, SUITE 302
MILWAUKEE, WISCONSIN 53202
CONTACT: BRIAN COOLEY, AIA
414.465.1215

Landscape Architect
SHORT ELLIOTT HENDRICKSON, INC.
6808 ODANA ROAD, SUITE 2000
MADISON, WISCONSIN 53719
CONTACT: MOLLY GATZLAFF WAGNER, PLA
608.535.6166

Civil Engineer

Structural Engineer

Interiors

General Contractor
XXX

Tiny Homes
60th & Green Tree
Milwaukee, WI

This drawing is an instrument of service and shall remain the property of Short Elliott Hendrickson, Inc. (SEH). This drawing and the concepts and ideas contained herein shall not be used, reproduced, revised, or retained without the express written approval of SEH.
Submission or distribution of this drawing to meet official or regulatory requirements or for other purposes in connection with the project is not to be construed as publication in derogation of any of the rights of SEH.

SEH Project 151283
Checked By BMC
Drawn By MRC

Project Status Issue Date

Revision Issue
Rev. # Description Date

COMMUNITY CENTER 3D

D2.3

1 3D - COMMUNITY CENTER 2
D2.3

Owner
XXX

Architect
SHORT ELLIOTT HENDRICKSON, INC.
316 NORTH MILWAUKEE STREET, SUITE 302
MILWAUKEE, WISCONSIN 53202
CONTACT: BRIAN COOLEY, AIA
414.465.1215

Landscape Architect
SHORT ELLIOTT HENDRICKSON, INC.
6808 ODANA ROAD, SUITE 2000
MADISON, WISCONSIN 53719
CONTACT: MOLLY GATZLAFF WAGNER, PLA
608.535.6166

Civil Engineer

Structural Engineer

Interiors

General Contractor
XXX

Tiny Homes
60th & Green Tree
Milwaukee, WI

This drawing is an instrument of service and shall remain the property of Short Elliott Hendrickson, Inc. (SEH). This drawing and the concepts and ideas contained herein shall not be used, reproduced, revised, or retained without the express written approval of SEH.
Submission or distribution of this drawing to meet official or regulatory requirements or for other purposes in connection with this project is not to be construed as publication in derogation of any of the rights of SEH.

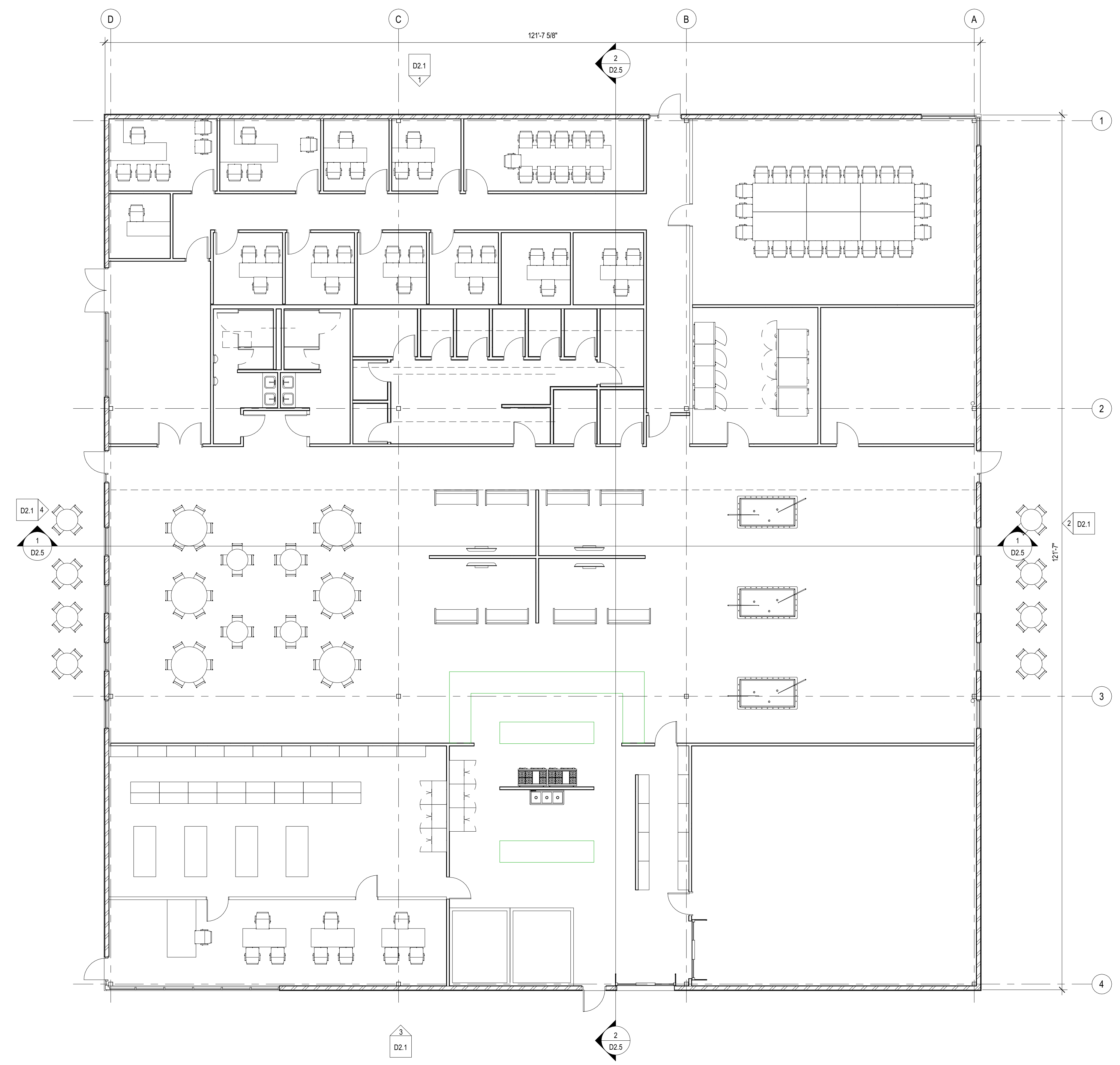
SEH Project 151283
Checked By BMC
Drawn By MRC

Project Status Issue Date

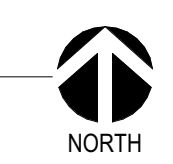
Revision Issue		
Rev. #	Description	Date

COMMUNITY CENTER FLOOR PLAN

D2.4



1 FLOOR PLAN - COMMUNITY CENTER
D2.4 1/8" = 1'-0"



Owner
XXX

Architect
SHORT ELLIOTT HENDRICKSON, INC.
316 NORTH MILWAUKEE STREET, SUITE 302
MILWAUKEE, WISCONSIN 53202
CONTACT: BRIAN COOLEY, AIA
414.465.1215

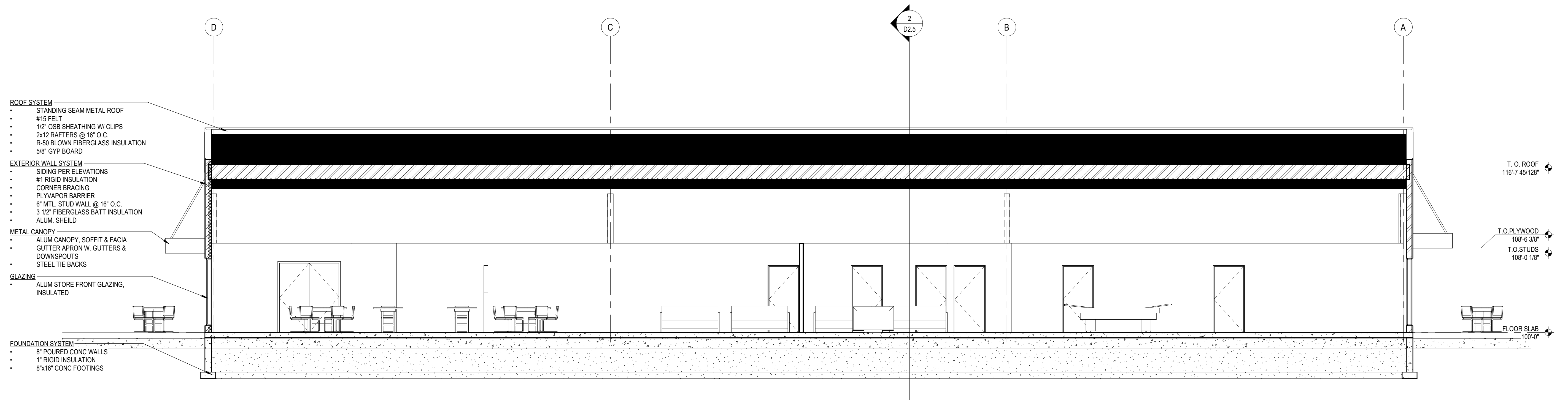
Landscape Architect
SHORT ELLIOTT HENDRICKSON, INC.
6808 ODANA ROAD, SUITE 2000
MADISON, WISCONSIN 53719
CONTACT: MOLLY GATZLAFF WAGNER, PLA
608.535.6166

Civil Engineer

Structural Engineer

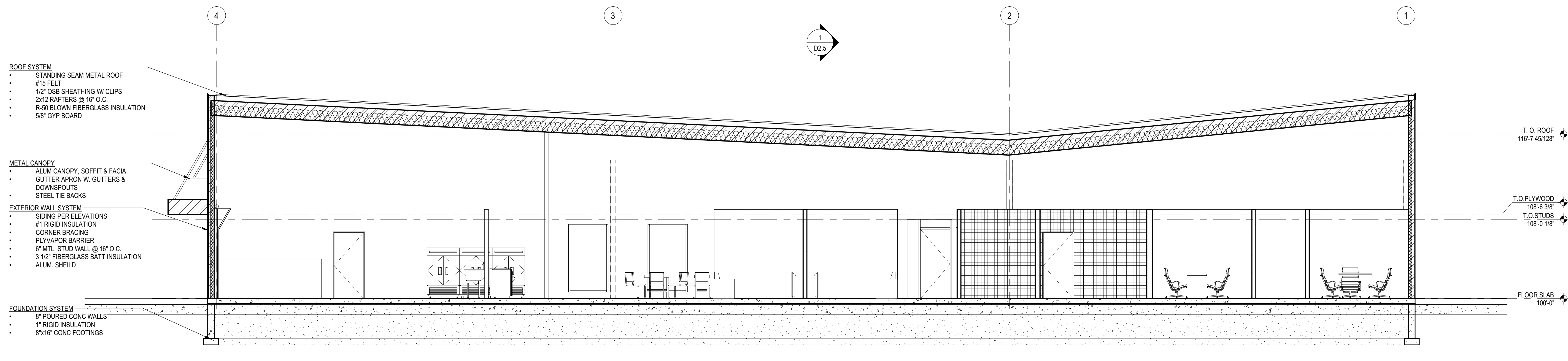
Interiors:

General Contractor:
XXX



COMMUNITY CENTER -
TRANSVERSE SECTION

1
D2.5
3/16" = 1'-0"



COMMUNITY CENTER -
LONGITUDINAL SECTION

2
D2.5
3/16" = 1'-0"

Tiny Homes
60th & Green Tree
Milwaukee, WI

This drawing is an instrument of service and shall remain the property of Short Elliott Hendrickson, Inc. (SEH). This drawing and the concepts and ideas contained herein shall not be used, reproduced, revised, or retained without the express written approval of SEH. Submission or distribution of this drawing to meet official or regulatory requirements or for other purposes in connection with the project is not to be construed as publication in derogation of any of the rights of SEH.

SEH Project 151283
Checked By BMC
Drawn By MRC

Project Status Issue Date

Revision Issue
Rev. # Description Date

SECTIONS

D2.5