

# KOMATSU

## Mining Corporation

Data through March 31, 2021



Prepared by



TABLE OF CONTENTS

3  
Executive Summary  
History  
Project Team  
Goals

4  
Inclusion  
SBE Professional Services  
SBE Construction  
RPP





Komatsu is building a state-of-the-art manufacturing and global mining campus in Milwaukee's Harbor District. Work on the new campus is expected to create over 2,000 construction jobs. Komatsu expects to invest approximately \$285 million dollars in the project. When complete, it will include engineering and robotics labs, a large office complex, a customer experience center, a modern manufacturing facility and more - with potential to employ more than a thousand people. Construction of the campus is expected to be complete in 2022.

The project's design will be completed by Eppstein Uhen Architects (EUA) and GRAEF, and construction by Construction Manager/General Contractor, Hunzinger Construction Company. Prism Technical Management & Marketing Services, LLC (Prism) has been contracted to assist in the achievement of project inclusion goals: 40% RPP workforce; and contract spend of 25% Construction and 18% Professional Services.

The new Milwaukee campus will allow Komatsu to combine operations from two of its three Milwaukee-area facilities: one off National Avenue in West Milwaukee and the other at the Honey Creek Corporate Center in Wauwatosa.



**SBE Participation: Professional Services**

The Total Adjusted budget to date is \$6,322,596 with SBE/DBE firms holding \$1,345,275 in contracts or 21.3%. Professional Service SBE firms were paid \$1,143,395 or 85.0% of their contract value through March 2021.

**TABLE 1: PROFESSIONAL SERVICES CONTRACTS through March 2021**

Firm	Contracted by	Scope of Services	Value Subject to Participation
EUA/Graef	Komatsu	Lead Architectural and Engineering services	\$5,429,490
GESTRA Engineering	Komatsu	Geotechnical /Testing &Environmental Drilling	\$383,995
Avantti Design Group, LLC*	Hunzinger Construction Co.	Pre-Engineered Metal Building Design	\$250,081
Prism Technical Management & Marketing	Komatsu	Inclusion Consultants	\$259,030
<b>TOTAL</b>			<b>\$6,322,596</b>

**TABLE 2: SBE PROFESSIONAL SERVICES INCLUSION through March 2021**

SBE Firm	Contracted by	Scope of Services	Awarded Contract Value	Paid to Date	% of Contract paid through Mar 2021
Prism Technical Management & Marketing	Komatsu	Inclusion Consultants	\$259,030	\$93,152	36.0%
GESTRA Engineering	Komatsu	Engineering/Testing	\$383,995	\$383,995	100.0%
ADG Avantti Design Group, LLC*	Hunzinger Construction Co.	Pre-Engineered Metal Building Design	\$250,081	\$237,577	95.0%
Bloom Companies, LLC	EUA	Structural Engineering	\$112,500	\$104,063	92.5%
IBC Engineering Services, Inc.	EUA	Mech/Elec/Plumbing Engineering	\$120,475	\$105,416	87.5%
M&E Architects + Engineers, LLC	EUA	Architectural Consulting	\$155,900	\$155,900	100.0%
Stormwater Solutions Engineering, LLC	EUA	Civil Engineering	\$25,331	\$25,331	100.0%
TerraTec Engineering, LLC	EUA	Civil Engineering	\$37,963	\$37,963	100.0%
<b>TOTAL</b>			<b>\$1,345,275</b>	<b>\$1,143,395</b>	<b>85.0%</b>

Project Subject to Participation	
Total Contracts	\$6,322,596
SBE Contract Participation	21.3%
<b>Project Goal is 18%</b>	



## PROFESSIONAL SERVICES SBE INCLUSION

GRAPH 1

### Contract Participation



GRAPH 2

### Payments To Date



**SBE Participation: Construction**

The Total Adjusted budget to date is \$106,671,244 with SBE/DBE firms holding \$51,979,393 in contracts or 48.7%. Construction Services SBE firms were paid \$30,008,160 or 57.7% of their contract value through March 2021.

**TABLE 3: CONSTRUCTION CONTRACT through March 2021**

Firm	Contracted by	Scope of Work	Value Subject to Participation
Hunzinger Construction Co.	Komatsu	General Contractor	\$106,671,244

**TABLE 4: SBE CONSTRUCTION INCLUSION through March 2021**

SBE Firm	Contracted by	Scope of Work	SBE Contract Value	SBE Paid to Date	% of Contract paid through Mar 2021
Avanti Design Group, LLC (1)	Hunzinger Construction Co.	Pre Engineered Metal Building	\$15,502,163	\$15,131,262	97.6%
Arrow-Crete Construction, LLC	Cornerstone One, LLC	Concrete Work	\$25,000		0.0%
Benavides Construction, Inc.	Cornerstone One, LLC	Subcontractor/Supplier	\$25,000		0.0%
Best Clearcut Solutions, LLC	Hunzinger Construction Co.	Concrete Coring - Machine Bases	\$102,512		0.0%
Construction Services of Milwaukee, LLC	Michels Corp.	Onsite Pile Work	\$837,437	\$1,385,283	165.4%
Dairyland Energy Solutions, Inc.	Cornerstone One, LLC	Plumbing Systems	\$754,750	\$8,577	1.1%
Duwe Metal Products, Inc.	Superior Masonry	Concrete Slabs	\$1,826,650	\$22,500	1.2%
Duwe Metal Products, Inc.	Hunzinger Construction Co.	Reinforcing Steel - Machine Bases	\$1,631,969	\$121,410	7.4%
Duwe Metal Products, Inc.	Klein-Dickert Milwaukee, Inc.	Window System	\$1,164,307		0.0%
Duwe Metal Products, Inc.	Hunzinger Construction Co.	Misc. Metals - Machine Bases	\$1,038,769	\$121,410	11.7%
Duwe Metal Products, Inc.	Hunzinger Construction Co.	Misc. Metals - Office	\$816,405	\$121,410	14.9%
Duwe Metal Products, Inc.	Hunzinger Construction Co.	Reinforcing Steel - Office	\$1,801,790	\$1,801,790	100.0%
Duwe Metal Products, Inc.	Hunzinger Construction Co.	Reinforcing Steel - Bay 1-4	\$676,894	\$121,410	17.9%
Duwe Metal Products, Inc.	Hunzinger Construction Co.	Reinforcing Steel - Bay 5	\$558,933	\$121,410	21.7%
Duwe Metal Products, Inc.	Hunzinger Construction Co.	Reinforcing Steel - Parking Deck	\$371,276	\$121,410	32.7%
Duwe Metal Products, Inc.	Hunzinger Construction Co.	Reinforcing Steel - Bridge	\$30,831	\$121,410	393.8%
Duwe Metal Products, Inc.	Hunzinger Construction Co.	Reinforcing Steel - Monuments	\$14,801	\$121,410	820.3%
Equity Supply Group, LLC	Muza Sheet Metal Co.	Insulation	\$41,366	\$41,366	100.0%
Equity Supply Group, LLC	Muza Sheet Metal Co.	ACM Panel Material	\$124,834	\$124,834	100.0%
Express Insulation, Inc.	Cornerstone One, LLC	Plumbing Systems	\$301,535		0.0%
Gordon Solutions, LLC	Klein-Dickert Milwaukee, Inc.	Labor	\$22,436	\$22,436	100.0%
Hard Rock Sawing & Cutting Co.	Cornerstone One, LLC	Concrete Cutting	\$3,000	\$1,680	56.0%
Heider & Bott Co.	Cornerstone One, LLC	Material Supplier	\$188,072		0.0%
Hetzel-Sanfilippo, Inc.	Hunzinger Construction Co.	Framing & Drywall with Fireproofing	\$4,273,421	\$1,422,809	33.3%
Hurt Electric, Inc.	Hunzinger Construction Co.	Electrical - Office, Parking Deck & Site	\$1,567,496	\$785,536	50.1%
Hurt Electric, Inc.	Pieper Electric, Inc.	Temp Site Electric	\$99,340		0.0%
HVA Products, Inc.	Grunau Co.	HVAC Office & Parking Deck	\$555,870	\$314,160	56.5%
JCP Construction, LLC	Hunzinger Construction Co.	Foundation Concrete - Man. Bay	\$576,170	\$471,575	81.8%
JCP Construction, LLC	Hunzinger Construction Co.	Manufacturing & Parking Carpentry	\$289,409		0.0%
JCP Construction, LLC	Hunzinger Construction Co.	Prime Contractor	\$216,654	\$216,654	100.0%
JCP Construction, LLC	Hunzinger Construction Co.	Foundation Concrete - Office	\$128,500		0.0%

TABLE 4 cont.: SBE CONSTRUCTION INCLUSION through March 2021

SBE Firm	Contracted by	Scope of Work	SBE Contract Value	SBE Paid to Date	% of Contract paid through Mar 2021
JCP Construction, LLC	Muza Sheet Metal Co.	Exterior Metal Panel System	\$374,407	\$47,365	12.7%
JCP Construction, LLC	Muza Sheet Metal Co.	Labor	\$17,981	\$17,981	100.0%
KMI Construction, LLC	Hunzinger Construction Co.	Office Masonry	\$1,393,741	\$306,622	22.0%
Peachy Clean Commercial & Construction Cleaning, LLC	Hunzinger Construction Co.	Construction Cleaning	\$4,350	\$4,350	100.0%
P.L. Freeman Co.	Cornerstone One, LLC	Subcontractor/Supplier - Site Utilities	\$150,014	\$78,842	52.6%
P.L. Freeman Co.	MM Schranz, Inc.	Roofing	\$559,280	\$132,460	23.7%
Price & Sons, Inc.	Cornerstone One, LLC	Material Supplier	\$199,430		0.0%
Ram's Contracting LTD	Hunzinger Construction Co.	Trash Removal and Misc. Trucking	\$39,433	\$39,433	100.0%
Rockwell Mechanical, LLC	Grunau Co.	HVAC Office & Parking Deck	\$1,616,458	\$1,170,986	72.4%
Rockwell Mechanical, LLC	Cornerstone One, LLC	Plumbing Systems	\$22,207	\$22,207	100.0%
SPE, Inc.	Avantti Design Group, LLC	Steel Erection - Building	\$5,353,761	\$3,029,529	56.6%
SPE, Inc.	Daigle Brothers, Inc.	Steel Erection - Office	\$1,120,123	\$1,120,123	100.0%
SPE, Inc.	Doral Corp.	Steel Erection - Bridge	\$412,400		0.0%
Straightline Grading & Excavating, LLC	Cornerstone One, LLC	Trucking	\$150,000		0.0%
Straightline Grading & Excavating, LLC	A.W. Oakes & Son	Mass Grading	\$1,609,690	\$676,619	42.0%
Szada Trucking, Inc.	Cornerstone One, LLC	Trucking / Hauling - Site Utilities	\$175,000	\$127,289	72.7%
Szada Trucking, Inc.	Cornerstone One, LLC	Trucking / Hauling - Plumbing Systems	\$68,440	\$45,100	65.9%
Szada Trucking, Inc.	Cornerstone One, LLC	Trucking / Hauling - Office Excavation	\$494,010	\$342,815	69.4%
Szada Trucking, Inc.	Cornerstone One, LLC	Trucking / Hauling - Parking Excavation	\$40,050		0.0%
Szada Trucking, Inc.	Cornerstone One, LLC	Trucking / Hauling - Bridge Excavation	\$6,425		0.0%
Szada Trucking, Inc.	Cornerstone One, LLC	Trucking / Hauling - Bay 1-4 Excavation	\$139,740		0.0%
Szada Trucking, Inc.	Cornerstone One, LLC	Trucking / Hauling - Bay 5 Excavation	\$107,188		0.0%
Szada Trucking, Inc.	Cornerstone One, LLC	Trucking / Hauling - Monument Excavation	\$6,383		0.0%
Thomas A. Mason Company, Inc.	Hunzinger Construction Co.	Painting	\$1,973,682		0.0%
Toki & Associates, Inc.	Hunzinger Construction Co.	Survey & Layout	\$40,000	\$23,100	57.8%
Toki & Associates, Inc.	Cornerstone One, LLC	Survey & Layout - Site Utilities	\$27,160	\$27,160	100.0%
ZS, LLC	Michels Corp.	Survey & Documentation	\$73,950	\$49,000	66.3%
ZS, LLC	Hunzinger Construction Co.	Roof Davits Manufacturing	\$236,500	\$25,439	10.8%
<b>SBE Construction Contracts Awarded to Date</b>			<b>\$51,979,393</b>	<b>\$30,008,160</b>	<b>57.7%</b>
<b>All Construction Contracts Awarded to Date</b>			<b>\$106,671,244</b>		
<b>SBE Construction Participation to Date</b>			<b>48.7%</b>	<b>Project Goal is 25%</b>	

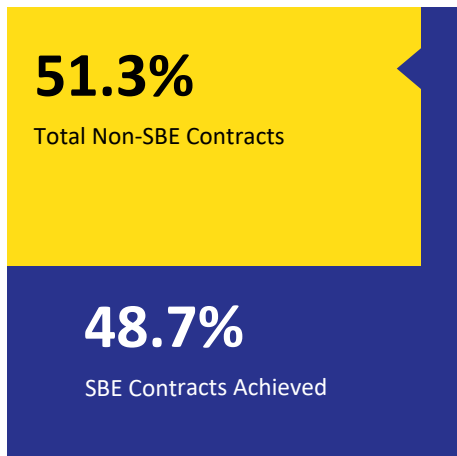
\* S/DBE also has a certified sub contractor. Contract values shown are for self perform work only



## CONSTRUCTION SBE INCLUSION

GRAPH 3

### Contract Participation



25% SBE Goal

GRAPH 4

### Payments To Date





TABLE 5: TOTAL RPP PARTICIPATION through March 2021

Contractor	Contracted by	Scope of Work	Total Hours	RPP Hours	RPP %	Bonus Hours	RPP w/ Bonus Hours	RPP/ SIA Hours	RPP/ SIA %
30th State, LLC	MJM Truckin' LLC	Trucking	8.5	0.0	0.0%	0.0	0.0%	0.0	0.0%
ADG	Hunzinger Construction Co.	Fabrication & Installation	1,949.8	215.5	11.1%	0.0	11.1%	73.0	33.9%
Alex Simply Trucking, LLC	MJM Truckin' LLC	Trucking	188.5	188.5	100.0%	84.8	145.0%	188.5	100.0%
Area Erectors	Spancrete, Inc.	Steel & Precast Erector	2,637.0	1,078.0	40.9%	63.2	43.3%	390.0	36.2%
A.W. Oakes & Sons, Inc.	Hunzinger Construction Co.	Mass Grading	9,783.8	2,867.3	29.3%	494.3	34.4%	280.5	9.8%
Chilstrom Erecting Corp.	Duwe Metal Products	Rebar	7,894.0	2,589.0	32.8%	289.1	36.5%	1,367.5	52.8%
Construction Services of Milwaukee, LLC	Michels Corp.	Structural Steel Furnish & Install	2,140.5	1,949.0	91.1%	0.0	91.1%	141.5	7.3%
Cornerstone Plumbing	Hunzinger Construction Co.	Footing Excavation	13,474.3	3,600.8	26.7%	111.7	27.6%	1,118.8	31.1%
C.M. Morris Group, Inc.	Hetzel-Sanfilippo, Inc.	Fireproofing & Spray Foam Insulation	811.3	46.0	5.7%	0.0	5.7%	0.0	0.0%
Dairyland Energy Solutions, Inc.	Cornerstone Plumbing	Fixture Installation	338.0	338.0	100.0%	0.0	100.0%	0.0	0.0%
David Bartel Trucking, Inc.	MJM Truckin' LLC	Trucking	19.3	0.0	0.0%	0.0	0.0%	0.0	0.0%
Delgado Trucking	MJM Truckin' LLC	Trucking	247.8	247.8	100.0%	111.5	145.0%	247.8	100.0%
Design Build Fire Protection	Hunzinger Construction Co.	Fire Protection	1,369.0	545.0	39.8%	0.0	39.8%	0.0	0.0%
Doral Corp.	Construction Services of Milwaukee, LLC	Welding Piles	1,117.0	1,117.0	100.0%	484.7	143.4%	1,081.0	96.8%
Duwe Metal Products	Hunzinger Construction Co.	Rebar	4,124.3	1,990.5	48.3%	360.6	57.0%	1,863.0	93.6%
Edra Trucking, LLC	MJM Truckin' LLC	Trucking	170.0	151.0	88.8%	67.0	128.2%	151.0	100.0%
Express Insulation	Cornerstone Plumbing	Insulation Installation	278.0	142.0	51.1%	0.0	51.1%	0.0	0.0%
Gordon Solutions, LLC	Klein-Dickert Milwaukee, Inc.	Glass Installation and Glazing	462.3	462.3	100.0%	18.8	104.1%	0.0	0.0%
Grunau Company	Hunzinger Construction Co.	Fire Protection & Mechanical Systems	7,050.5	3,649.0	51.8%	0.0	51.8%	477.5	13.1%
Guin's Trucking, LLC	MJM Truckin' LLC	Trucking	23.5	0.0	0.0%	0.0	0.0%	0.0	0.0%
Hard Rock Sawing	Cornerstone Plumbing	Site Utilities	39.0	0.0	0.0%	0.0	0.0%	0.0	0.0%
Helmrick's Trucking, LLC	MJM Truckin' LLC	Trucking	30.5	0.0	0.0%	0.0	0.0%	0.0	0.0%
Hetzel-Sanfilippo, Inc.	Hunzinger Construction Co.	Insulation Contractor	13,452.0	6,463.8	48.1%	1,313.8	57.8%	3,972.8	61.5%
Hillside Damproofing	Hunzinger Construction Co.	Waterproofing Machine Bases	194.3	0.0	0.0%	0.0	0.0%	0.0	0.0%
Hunzinger Construction Co.	N/A	General Contractor	34,145.5	17,079.5	50.0%	683.0	52.0%	4,027.0	23.6%
Hurt Electric, Inc.	Pieper Electric, Inc.	Electrical Work	1,032.5	745.0	72.2%	0.0	72.2%	229.0	30.7%
HVA Products, Inc.	Grunau Company	HVAC Installation	694.0	291.0	41.9%	0.0	41.9%	0.0	0.0%
Insulation Industries, Inc.	Grunau Company	Furnish/Install HVAC Controls	1,768.0	1,198.0	67.8%	113.6	74.2%	404.0	33.7%

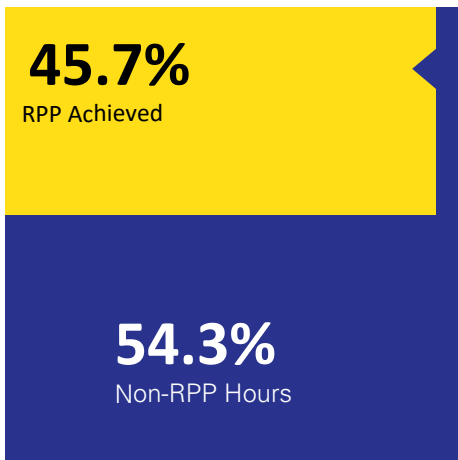
TABLE 5 Cont.: TOTAL RPP PARTICIPATION through March 2021

Contractor	Contracted by	Scope of Work	Total Hours	RPP Hours	RPP %	Bonus Hours	RPP w/ Bonus Hours	RPP/SIA Hours	RPP/ SIA %
Ivan's Trucking, LLC	MJM Truckin' LLC	Trucking	182.5	182.5	100.0%	82.1	145.0%	182.5	100.0%
JCP Construction	Hunzinger Construction Co.	Footing and Foundation Column Lines	5,033.3	3,111.3	61.8%	502.2	71.8%	1,415.0	45.5%
JLS Truckin' LLC	MJM Truckin' LLC	Trucking	154.5	154.5	100.0%	69.5	145.0%	154.5	100.0%
Jose G Mora Trucking, LLC	MJM Truckin' LLC	Trucking	16.0	0.0	0.0%	0.0	0.0%	0.0	0.0%
JRA Construction, LLC	Cornerstone Plumbing	Trucking	40.0	0.0	0.0%	0.0	0.0%	0.0	0.0%
Klein-Dickert Milwaukee, Inc.	Hunzinger Construction Co.	Glass & Glazing Services	3,505.3	1,158.0	33.0%	14.5	33.4%	379.5	32.8%
KMI Construction, LLC	Hunzinger Construction Co.	Masonry	2,922.5	1,348.0	46.1%	339.9	57.8%	972.0	72.1%
LDE Trucking, LLC	MJM Truckin' LLC	Trucking	19.0	0.0	0.0%	0.0	0.0%	0.0	0.0%
M. M. Schranz Roofing, Inc.	Hunzinger Construction Co.	Commercial Roofing & Waterproofing	2,412.5	1,117.5	46.3%	156.6	52.8%	276.5	24.7%
Michels Corp.	Hunzinger Construction Co.	Pile Driving	32,655.5	11,418.0	35.0%	911.7	37.8%	4,025.0	35.3%
MJM Truckin' LLC	Straightline Grading & Excavating, LLC	Trucking	911.3	911.3	100.0%	0.0	100.0%	0.0	0.0%
Moras Trucking Uno, LLC	MJM Truckin' LLC	Trucking	217.0	196.5	90.6%	87.4	130.8%	196.5	100.0%
Muza Sheet Metal	Hunzinger Construction Co.	Sheet Metal Supplier	883.5	0.0	0.0%	0.0	0.0%	0.0	0.0%
P.L. Freeman Co.	Cornerstone Plumbing	HVAC	208.0	173.5	83.4%	1.9	84.3%	173.5	100.0%
PCI Austad & Son, Inc.	Hunzinger Construction Co.	Acoustic Ceiling Installation	46.5	0.0	0.0%	0.0	0.0%	0.0	0.0%
RD Construction of WI, LLC	MJM Truckin' LLC	General Contractor	19.8	0.0	0.0%	0.0	0.0%	0.0	0.0%
Rock Solid Stabilization & Reclamation, Inc.	A.W. Oakes & Sons, Inc.	Reclamation Contractor	143.0	0.0	0.0%	0.0	0.0%	0.0	0.0%
Rockwell Mechanical	Grunau Company	Furnish/Install Boiler	372.3	112.0	30.1%	0.0	30.1%	0.0	0.0%
S. Sanchez Trucking	MJM Truckin' LLC	Trucking	8.5	0.0	0.0%	0.0	0.0%	0.0	0.0%
Sid's Sealants	Klein-Dickert Milwaukee, Inc.	Sealing Window Systems	224.5	0.0	0.0%	0.0	0.0%	0.0	0.0%
SOS Security Officer Services, Inc.	Hunzinger Construction Co.	Security Services	1,117.5	1,013.5	90.7%	326.9	119.9%	765.5	75.5%
SPE Inc. - Grunau	Daigle Brothers, Inc.	Steel Erector	23,758.0	11,146.5	46.9%	785.5	50.2%	4,821.5	43.3%
Staff Electric	Hunzinger Construction Co.	Manufacturing & Bridge HVAC	920.5	888.0	96.5%	203.2	118.5%	313.0	0.0%
Straightline Grading & Excavating, LLC	A.W. Oakes & Sons, Inc.	Grading	3,528.5	150.5	4.3%	0.0	4.3%	0.0	0.0%
Superior Masonry	Hunzinger Construction Co.	Masonry & Concrete Construction	913.0	414.5	45.4%	130.6	59.7%	232.5	56.1%
Szada Trucking, Inc.	Cornerstone Plumbing	Trucking	6,922.0	6,891.3	99.6%	2,590.2	137.0%	5,626.3	81.6%
Terminal-Andrae, Inc.	Hurt Electric	Electrical Work	5,168.5	2,947.5	57.0%	99.1	58.9%	715.0	24.3%
Thomas A. Mason Co., Inc.	Hunzinger Construction Co.	Flooring Installation & Wall Coverings	717.0	339.0	47.3%	133.7	65.9%	339.0	100.0%
Waukesha Air & Vapor Barrier, Inc.	Hetzel-Sanfilippo, Inc.	General Contractor	520.0	237.0	45.6%	92.5	63.4%	237.0	100.0%
<b>Totals</b>			<b>198,983.1</b>	<b>90,864.5</b>	<b>45.7%</b>	<b>10,723.3</b>	<b>51.1%</b>	<b>36,837.5</b>	<b>40.5%</b>

## RPP INCLUSION

GRAPH 5

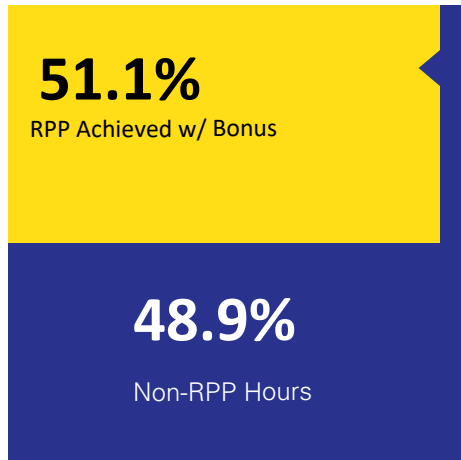
### RPP Inclusion



198, 983.1 Total hours worked  
40% RPP Requirement

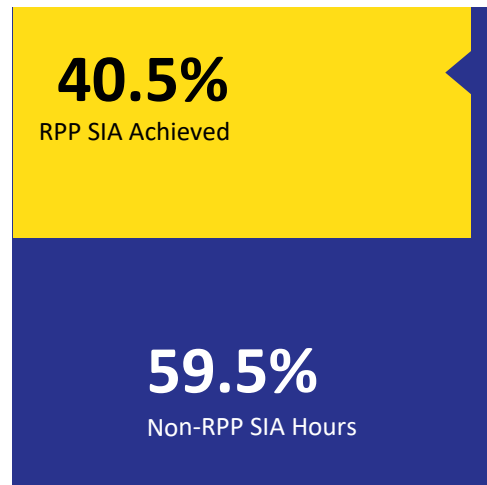
GRAPH 6

### RPP Inclusion w/ Bonus



GRAPH 7

### RPP SIA Inclusion



25% RPP SIA Requirement



TABLE 6: RPP PARTICIPATION BY ZIP CODE &amp; TRADE through March 2021

Zip Code & Trade	# of RPP Workers	Total RPP Hours
<b>RPP Participation by Trade through March 2021</b>		
<b>Zip Code 53202</b>		
Ironworker	4	1,504.0
Plumber	1	338.0
<b>53202 Total</b>	<b>5</b>	<b>1,842.0</b>
<b>Zip Code 53204</b>		
Bricklayer	1	373.5
Carpenter	2	894.3
Heat or Frost Insulator	1	404.0
Ironworker	1	649.5
Laborer	1	835.0
Piledriver	1	746.5
Truck Driver	3	1,382.8
<b>53204 Total</b>	<b>10</b>	<b>5,285.5</b>
<b>Zip Code 53205</b>		
Carpenter	1	1,447.0
Laborer	2	1,049.5
<b>53205 Total</b>	<b>3</b>	<b>2,496.5</b>
<b>Zip Code 53206</b>		
Carpenter	2	617.5
Cement Finisher	1	82.0
Ironworker	2	1,594.5
Laborer	2	480.3
Sheet Metal Worker	1	205.5
Truck Driver	1	58.0
<b>53206 Total</b>	<b>9</b>	<b>3,037.8</b>
<b>Zip Code 53207</b>		
Carpenter	4	2,713.0
Electrician	3	953.5
Heavy Equipment Operator	2	1,304.5
Ironworker	2	638.5
Laborer	2	1,492.5
Piledriver	1	1,913.0
Plumber	1	370.5
Steamfitter	1	444.0
Teledata Technician or Installer	1	160.0
Truck Driver	2	344.5
<b>53207 Total</b>	<b>19</b>	<b>10,334.0</b>

TABLE 6 Cont.: RPP PARTICIPATION BY ZIP CODE &amp; TRADE through March 2021

Zip Code & Trade	# of RPP Workers	Total RPP Hours
<b>Zip Code 53208</b>		
Acoustic Ceiling Tile Installer	1	32.0
Carpenter	1	786.5
Electrician	1	313.0
Ironworker	4	1,047.0
Laborer	2	309.8
Millwright	1	800.0
Sheet Metal Worker	1	240.0
<b>53208 Total</b>	<b>11</b>	<b>3,528.3</b>
<b>Zip Code 53209</b>		
Heavy Equipment Operator	2	724.3
Laborer	1	613.5
<b>53209 Total</b>	<b>3</b>	<b>1,337.8</b>
<b>Zip Code 53210</b>		
Bricklayer	1	460.5
Electrician	1	229.0
Heavy Equipment Operator	1	280.5
Ironworker	1	73.0
Plumber	1	8.0
<b>53210 Total</b>	<b>5</b>	<b>1,051.0</b>
<b>Zip Code 53211</b>		
Acoustic Ceiling Tile Installer	1	407.0
Ironworker	2	651.5
Project Engineer (Non-construction)	2	2,334.0
<b>53211 Total</b>	<b>5</b>	<b>3,392.5</b>
<b>Zip Code 53212</b>		
Carpenter	5	1,022.5
Electrician	1	715.0
Glazier	1	379.5
Ironworker	6	2,252.5
Laborer	2	294.0
Truck Driver	2	162.8
<b>53212 Total</b>	<b>17</b>	<b>4,826.3</b>
<b>Zip Code 53213</b>		
Electrician	1	939.0
Ironworker	1	60.5
Steamfitter	3	1,353.5
<b>53213 Total</b>	<b>5</b>	<b>2,353.0</b>

TABLE 6 Cont.: RPP PARTICIPATION BY ZIP CODE &amp; TRADE through March 2021

Zip Code & Trade	# of RPP Workers	Total RPP Hours
<b>Zip Code 53214</b>		
Electrician	1	438.0
Fire Sprinkler Fitter	1	545.0
Heat or Frost Insulator	2	794.0
Ironworker	1	168.0
Laborer	1	1,047.5
<b>53214 Total</b>	<b>6</b>	<b>2,992.5</b>
<b>Zip Code 53215</b>		
Bricklayer	1	40.0
Carpenter	5	2,543.0
Drywall Taper or Finisher	1	224.0
Heavy Equipment Operator	1	1,880.0
Ironworker	6	2,851.5
Laborer	4	575.3
Painter	2	339.0
Roofer	1	276.5
Truck Driver	15	5,143.5
Tuckpointer	1	335.0
<b>53215 Total</b>	<b>37</b>	<b>14,207.8</b>
<b>Zip Code 53216</b>		
Carpenter	5	4,150.5
Laborer	2	764.8
Millwright	1	36.0
Truck Driver	1	911.3
<b>Total 53216</b>	<b>9</b>	<b>5,862.5</b>
<b>Zip Code 53218</b>		
Carpenter	2	837.3
Electrician	1	185.5
Heavy Equipment Operator	2	685.0
Laborer	1	120.0
Piledriver	1	1,064.0
Plumber	1	452.0
Roofer	1	278.0
Truck Driver	1	246.3
<b>53218 Total</b>	<b>10</b>	<b>3,868.0</b>
<b>Zip Code 53219</b>		
Carpenter	1	378.5
Cement Finisher	1	356.0
Drywall Taper or Finisher	2	562.0
Glazier	1	151.0
Heavy Equipment Operator	2	1,482.5
Ironworker	3	1,102.5
Laborer	3	1,332.5
Roofer	1	261.5
<b>53219 Total</b>	<b>14</b>	<b>5,626.5</b>



TABLE 6 Cont.: RPP PARTICIPATION BY ZIP CODE &amp; TRADE through March 2021

Zip Code & Trade	# of RPP Workers	Total RPP Hours
<b>Zip Code 53220</b>		
Electrician	2	152.0
Glazier	1	555.8
Ironworker	1	451.0
Roofer	1	301.5
<b>53220 Total</b>	<b>5</b>	<b>1,460.3</b>
<b>Zip Code 53221</b>		
Carpenter	2	1,139.5
Electrician	2	234.0
Heavy Equipment Operator	1	1,438.5
Ironworker	1	28.0
Laborer	2	806.0
Sheet Metal Worker	1	699.0
Truck Driver	2	487.0
<b>53221 Total</b>	<b>11</b>	<b>4,832.0</b>
<b>Zip Code 53222</b>		
Carpenter	1	647.0
Electrician	2	70.0
Piledriver	1	449.0
Plumber	1	873.5
Sheet Metal Worker	1	380.0
<b>53222 Total</b>	<b>6</b>	<b>2,419.5</b>
<b>Zip Code 53223</b>		
Glazier	1	71.8
Ironworker	2	390.5
Laborer	1	907.0
<b>53223 Total</b>	<b>4</b>	<b>1,369.3</b>
<b>Zip Code 53224</b>		
Carpenter	1	1,638.5
Electrician	1	191.5
Ironworker	1	1,002.5
Truck Driver	1	187.3
<b>53224 Total</b>	<b>4</b>	<b>3,019.8</b>
<b>Zip Code 53225</b>		
Electrician	1	291.0
Laborer	1	233.0
<b>53225 Total</b>	<b>2</b>	<b>524.0</b>
<b>Zip Code 53227</b>		
Carpenter	2	534.5
Laborer	1	1,263.0
<b>53227 Total</b>	<b>3</b>	<b>1,797.5</b>

TABLE 6 Cont.: RPP PARTICIPATION BY ZIP CODE & TRADE through March 2021

Zip Code & Trade	# of RPP Workers	Total RPP Hours
<b>Zip Code 53228</b>		
Cement Finisher	1	472.0
Heat or Frost Insulator	1	142.0
Ironworker	2	335.5
Plasterer	1	46.0
<b>53228 Total</b>	<b>5</b>	<b>995.5</b>
<b>Zip Code 53233</b>		
Carpenter	1	678.0
Project Engineer (Non-construction)	1	1,726.5
<b>53233 Total</b>	<b>2</b>	<b>2,404.5</b>
<b>TOTALS*</b>	<b>210</b>	<b>90,864.0</b>

\* Actual number of unique workers is 208, as two workers resided in multiple zip codes.

