

26 A900 3D VIEW - SOUTHWEST STEEPLE STEEL CONNECTION
SCALE:

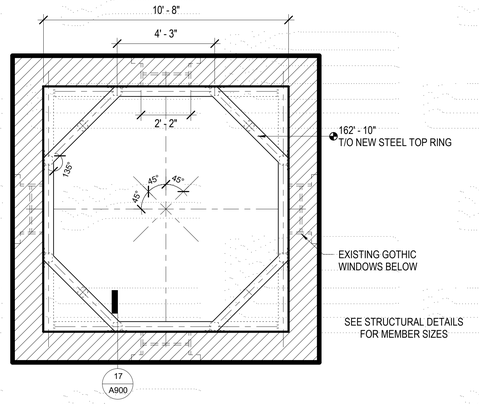

20 A900 STEEPLE - TOP RING PLAN VIEW
SCALE: 3/8" = 1'-0"

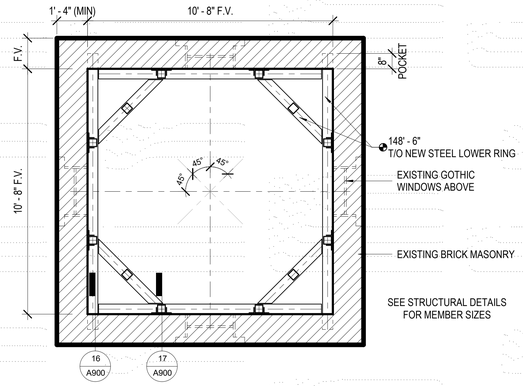

19 A900 STEEPLE - LOWER RING PLAN VIEW
SCALE: 3/8" = 1'-0"

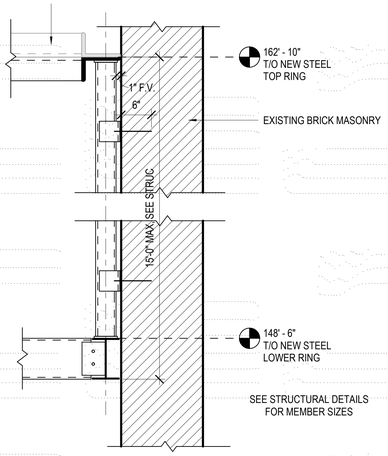

17 A900 STEEPLE - FRAMING CONNECTION DETAIL
SCALE: 1" = 1'-0"

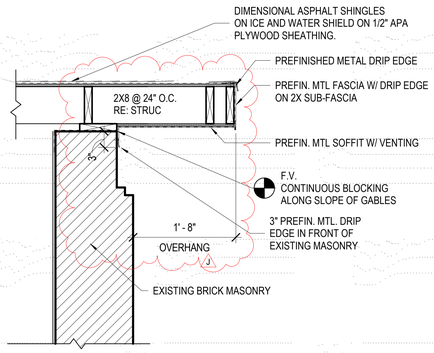

21 A900 STEEPLE - TEMPORARY ROOF FRAMING AND FLASHING
SCALE: 1" = 1'-0"

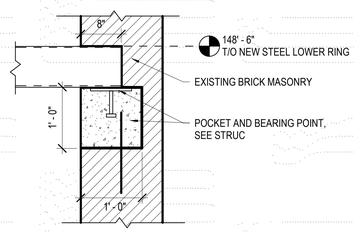

16 A900 STEEPLE - BEAM BEARING DETAIL
SCALE: 1" = 1'-0"

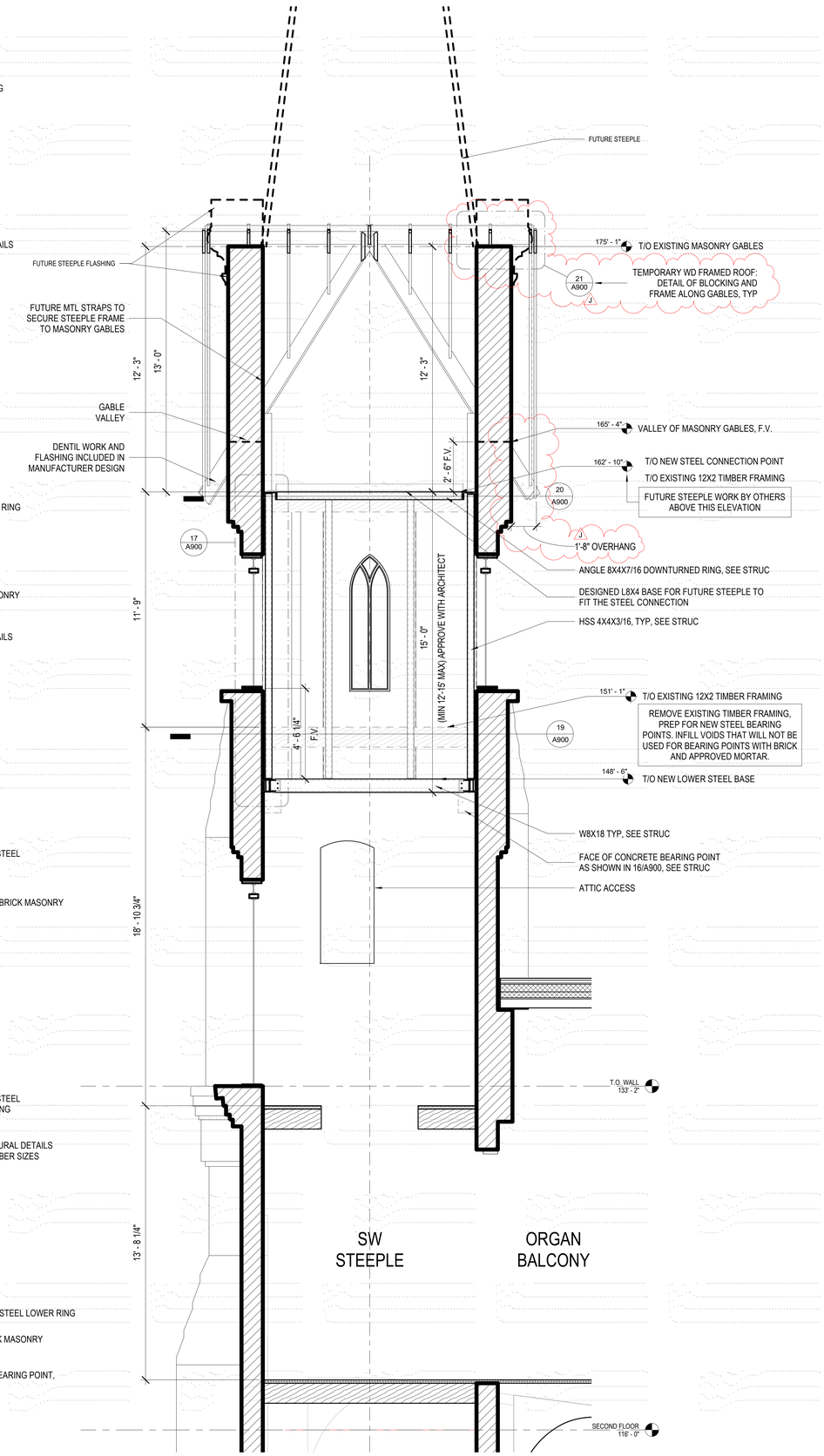

1 A900 SOUTHWEST STEEPLE - STEEL CONNECTION SECTION
SCALE: 3/8" = 1'-0"

UWRS
UIHLEIN | WILSON
RAMLOW | STEIN
ARCHITECTURE | DESIGN | PLANNING
322 East Michigan Street
Milwaukee, WI 53202
414.271.8899
office@uihlein-wilson.com
www.uihlein-wilson.com
GARDNER BUILDERS

© UIHLEIN/WILSON - RAMLOW/STEIN ARCHITECTS, INC.
ALL RIGHTS RESERVED
OWNERSHIP OF DOCUMENTS
This document, and the ideas and designs incorporated herein, as an instrument of professional service, is the sole property of Uihlein/Wilson - Ramlow/Stein Architects, Inc., and is not to be used in whole or in part for any other project or purpose without the expressed written authorization of Uihlein/Wilson - Ramlow/Stein Architects, Inc.

REVISIONS

No.	Date:	Description:
J	21JUL20	ADDN 02

PROJECT
TRINITY EVANGELICAL LUTHERAN CHURCH RESTORATION

SHEET
SOUTHWEST STEEPLE - STEEL CONNECTION PLANS, SECTIONS & DETAILS

DATE
04/10/2020

PROJECT NO.
18-122

SHEET NO.
A900

NORTH

7/20/2020 2:45:07 PM BIM 360://18-122 Trinity Lutheran/18-122 Trinity Lutheran - A.rvt