

THE REAL BEAUTY OF TREATED ENGINEERED WOOD

Product Guide & Specifications






Top: LP® SmartSide® Lap, Trim and Fascia | Middle: LP SmartSide Lap, Cedar Texture Shakes (straight), Trim and Fascia | Bottom: LP SmartSide Panel, Trim and Fascia



Product Guide & Specifications



Featured: LP SmartSide Cedar Texture Shakes (staggered), Panel (Board and Batten), Soffit, Trim and Fascia

01

Engineered to Impress

Durability	03
Beauty	05
Workability	07
Sustainability	09

11

Products

Strand Vs. Fiber	11
Lap Siding	13
Panel & Vertical Siding	15
Trim & Fascia	17
Soffit	19

21

Applications

New Home	21
Remodel	22
Outdoor Building Solutions	23
Light Commercial	24

25

Inspiration

Product Usage Photography	25
---------------------------	----

35

Specifications

Cedar Texture Lap	36
Cedar Texture Shakes	37
Perfection Shingle	38
Colonial Beaded Lap	38
12" Bold Profile Lap	39
16" Bold Profile Lap	40
Smooth Finish Lap	41
Lap Siding Coverage Chart	42
Cedar Texture Panel	43
Stucco Texture Panel	45
Smooth Finish Panel	46
Reverse Board & Batten	47
Vertical Siding	48
Cedar Texture Trim	49
Reversible Trim	50
Cedar Texture Soffit	51
Vented Soffit	52
Smooth Finish Soffit	52

*Note: All photos are for illustrative purposes only.
Please refer regularly to lpcorp.com for correct and up-to-date product installation instructions.*



Engineered to Impress

ENGINEERED TO IMPRESS

With 20 years of successful performance, it's easy to see why the LP® SmartSide® brand is one of the fastest-growing brands of siding materials in the U.S.

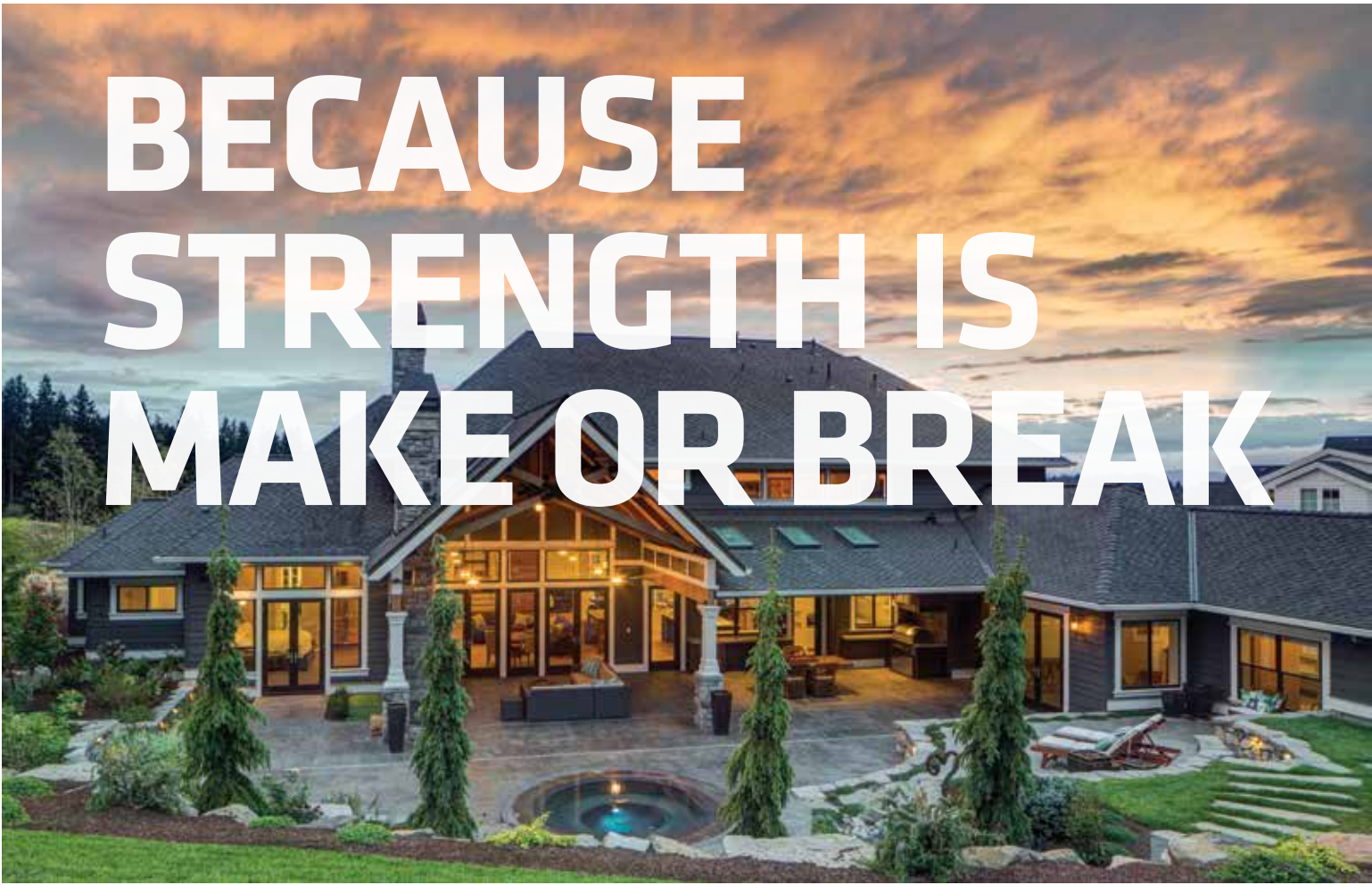
A Pioneer of Change

LP has redefined traditional building materials with treated engineered wood products that are designed to offer game-changing durability, beauty and workability. LP is a building industry leader in a category that is shaping the way homes, outdoor building structures and light commercial properties are being built.

See the innovation that goes into making LP SmartSide products at youtube.com/lpsmartside.



BECAUSE STRENGTH IS MAKE OR BREAK



A Natural Defense Against Nature

All LP® SmartSide® products are treated to the core through our proprietary SmartGuard® process. With four components of protection, the SmartGuard process adds strength and helps LP SmartSide products withstand impacts, freeze-thaw cycles, high humidity, fungal decay and more. See more about how LP SmartSide is made at [youtube.com/lpsmartside](https://www.youtube.com/lpsmartside).





LP SmartSide



Fiber Cement



Vinyl



LP SmartSide product testing in Hilo, Hawaii



Untreated wood (left), LP SmartSide (right)

Outstanding Impact Resistance

Testing shows that LP SmartSide strand substrate products resist impact better than vinyl and fiber cement siding, which means they can stand up better against everything from everyday bumps to airborne storm debris. And because it doesn't break as easily as fiber cement siding, LP SmartSide strand siding is also easier to handle and install, and results in less waste.

Hail and Wind Resistance

Third-party test results demonstrate that LP SmartSide lap siding resisted hail damage better than fiber cement and vinyl. In fact, the LP SmartSide warranty covers impacts from hail up to 1.75" in diameter. LP SmartSide lap siding is also designed to withstand tough storms with wind gusts of up to 200 miles per hour. Refer to ESR-1301, Table 2B, Lap Siding.

Resistance to Fungal Decay and Termites

Since 1996, LP SmartSide strand substrate siding has undergone brutal testing in Hilo, Hawaii. An average temperature of more than 70 degrees, high levels of humidity and almost 170 inches of annual rainfall make Hilo's climate the perfect breeding ground for termites, moisture and fungal decay. Yet our Exterior Exposure Program continues to validate that LP SmartSide siding performs over time.



A Strong Warranty Behind It

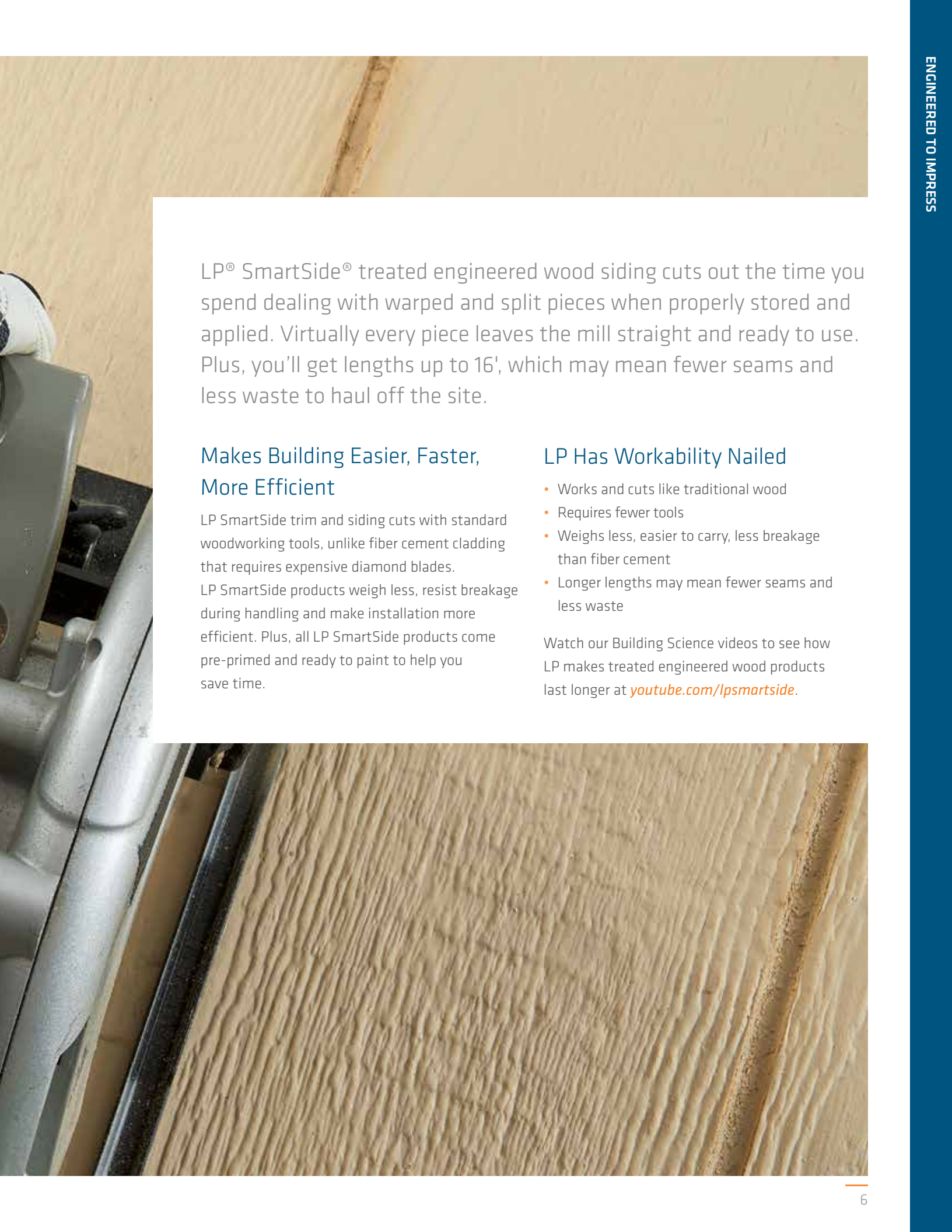
LP has your back with an industry-leading, transferable, limited warranty:

A 50-year pro-rated Limited Warranty with a 5-year 100% labor and material replacement warranty

*For complete warranty details visit lpcorp.com



**WORKS
THE WAY
WOOD IS
SUPPOSED
TO**



LP® SmartSide® treated engineered wood siding cuts out the time you spend dealing with warped and split pieces when properly stored and applied. Virtually every piece leaves the mill straight and ready to use. Plus, you'll get lengths up to 16', which may mean fewer seams and less waste to haul off the site.

Makes Building Easier, Faster, More Efficient

LP SmartSide trim and siding cuts with standard woodworking tools, unlike fiber cement cladding that requires expensive diamond blades.

LP SmartSide products weigh less, resist breakage during handling and make installation more efficient. Plus, all LP SmartSide products come pre-primed and ready to paint to help you save time.

LP Has Workability Nailed

- Works and cuts like traditional wood
- Requires fewer tools
- Weighs less, easier to carry, less breakage than fiber cement
- Longer lengths may mean fewer seams and less waste

Watch our Building Science videos to see how LP makes treated engineered wood products last longer at [youtube.com/lpsmartside](https://www.youtube.com/lpsmartside).

GROW WITH US

A Smart Choice for Our Planet

LP® SmartSide® Trim and Siding are must-have materials to help builders qualify for green building programs. Plus, many homeowners and building owners are demanding sustainable products that have minimal impact on our environment.





We're not just building for the future; we're helping to protect it by using Sustainable Forestry Initiative® (SFI) certified forest management and fiber sourcing systems to help ensure that our wood comes from well-managed forests.

Naturally Sustainable

The LP SmartSide manufacturing process begins with wood, a renewable resource, grown and gathered under strict SFI standards. We target fast-growing trees and use 99% of the log for either the product or the fuel to make it. Plus, all binding agents and resins are low-emitting.

Responsibly Made With Wood

- Responsibly made with a renewable resource – wood
- 99% of the log is used
- Qualifies for green building programs

Learn more about LP's environmental programs at [LPCorp.com](https://www.lpcorp.com).



STAND OUT WITH YOUR OWN CUSTOM LOOK



Picture It Beautiful

LP® SmartSide® products offer homeowners the bold look of their signature cedar-grain texture in profiles that are always in style. It's been the siding of choice for 20 years for homeowners who want uncompromising quality and distinctive curb appeal.

Choose your style. Choose your colors. Get the look you want. That's the beauty of working with treated engineered wood trim and siding. LP SmartSide products offer you the versatility to achieve stunning results with ease. Whether you're building a traditional craftsman or a modern masterpiece, LP SmartSide products are a beautiful choice.



**THE
BEAUTIFUL
DIFFERENCE
BETWEEN**

**FIBER AND
STRAND
PRODUCTS**


LP® SmartSide® products are available in two similar types of engineered wood substrates to achieve distinctly different looks.

Both strand and fiber substrates incorporate our proprietary SmartGuard® process to enhance strength and offer protection against termites and fungal decay. However, strand substrates are better suited to create deep wood-grain textures, and fiber substrates are ideal for smooth finishes.



Strand Substrate

- Treated with the SmartGuard process
- Best substrate for deep cedar-grain texture
- Excellent resistance to warping, splitting and cupping
- Offers superior impact resistance
- LP's 5/50 year limited warranty*




Fiber Substrate

- Treated with the SmartGuard process
- Best substrate for a smooth finish
- Excellent resistance to warping, splitting and cupping
- Superb design versatility
- LP's 5/50 year limited warranty*

GET THE TIMELESS LOOK OF WOOD LAP

Traditional, Bold, Subtle, Daring, Modern


Create the look you want with a versatile selection of LP® SmartSide® products. Engineered to stand up to extreme weather, LP SmartSide Lap Siding is a natural, durable choice for structures in any region. Plus, it's the perfect companion cladding for structures partially finished in stucco, stone and brick.



Cedar Texture Lap



12" Bold Profiles




Cedar Texture Shakes



16" Bold Profiles



Colonial Beaded Lap



Smooth Finish Lap



Perfection Shingle

STAND TALL AND STRONG

Panel That Performs

Tough to the core, LP® SmartSide® Panel Siding is a treated engineered wood product that's more durable, stable and consistent than traditional wood panels. It's easy to recommend for light commercial, shed and residential applications that require a premium look and the toughness to combat extreme weather.



Cedar Texture Panel



Reverse Board & Batten



Stucco Texture Panel



Smooth Finish Panel

Strong, Stylish Vertical Siding

LP SmartSide Vertical Siding lets you recreate the charming appearance of board and batten while providing the added protection of the SmartGuard® process.



Vertical Siding


THE DETAILS BRING OUT THE BEAUTY

Outline Your Vision

LP® SmartSide® Trim & Fascia are the finishing touch that's the first to get noticed. With its smooth finish or deep cedar-grain texture and variety of widths and thicknesses, you can add custom design accents that take curb appeal to the next level. LP SmartSide Trim is a must-have product for when you want your craftsmanship to stand out on any home, shed or light commercial building.



Cedar Texture Trim



Reversible Trim


GET THE RIGHT LOOK FROM EVERY ANGLE

An Innovative Alternative to MDO, Plywood, Vinyl or Metal Vents


When you use LP® SmartSide® Soffit on your projects, people will notice your attention to every detail. You'll get the same wood grain or smooth look that matches other LP SmartSide products in a soffit that's pre-cut to the width you need. Vented soffits are also available with precisely cut, bug-resistant vents.



Cedar Texture Soffit



Smooth Finish Soffit



Vented Soffit

MAKE A BOLD FIRST IMPRESSION



New Home

Every homeowner wants a custom look that they can take pride in. They want a style that helps differentiate their new home from the one next door. LP® SmartSide® products give builders and architects the ability to design a signature look with a wow-factor that leaves a lasting impression.

Popular Choices for New Homes:

- LP SmartSide Lap Siding
- LP SmartSide Cedar Texture Shakes
- LP SmartSide Trim and Fascia
- LP SmartSide Soffit

LPsmartSide.com/Applications/NewHome

CHANGE IS BEAUTIFUL



Remodel


LP® SmartSide® products can help give any home a new life with their beautiful selection of styles and profiles. They easily transform homes from boring to bold with their rich cedar-grain texture. When you start using LP SmartSide products, it's easy to see why homeowners love them and professional remodelers love to work with them.

Popular Choices for Remodeling:

- LP SmartSide Lap Siding
- LP SmartSide Cedar Texture Shakes
- LP SmartSide Trim and Fascia
- LP SmartSide Soffit

[UpsideToSmartSide.com](https://www.upsidetosmartside.com)

MORE THAN A SHED



Outdoor Building Solutions®

LP® Outdoor Building Solutions® engineered wood products feature innovations that help offer more value to customers. With innovations like SilverTech® panel for a brighter and cooler interior and SmartFinish® overlay for a tough, attractive appearance, LP Outdoor Building Solutions products give you quality you can see inside and out.

LPShed.com

Popular Choices for Outdoor Buildings:

- LP® SmartSide® Panel Siding
- LP SmartSide Panel Siding with SilverTech
- LP SmartSide Panel Siding with SmartFinish
- LP SmartSide Lap Siding
- LP ProStruct® Flooring with SmartFinish
- LP ProStruct Roof with SilverTech
- LP SmartSide Trim and Fascia

PRO-GRADE DURABILITY & BEAUTY



Light Commercial

Light commercial buildings put any exterior cladding to the test, but few can withstand the increased demands and come out looking as beautiful as LP® SmartSide® products. LP SmartSide Panel and Lap Siding are fast becoming a popular choice for building owners who want the extraordinary curb appeal of wood-grain texture. It's a welcome alternative to metal cladding that's making the light commercial landscape more beautiful every day.

Popular Choices for Light Commercial:

- LP SmartSide Panel Siding
- LP SmartSide Lap Siding
- LP SmartSide Trim and Fascia
- LP SmartSide Soffit

LPSmartSide.com/Applications/LightCommercial

INSPIRING POSSIBILITIES

Options to Realize Any Vision

LP® SmartSide® products come in a variety of styles including smooth finish and cedar-grain textures to help you create exactly the look you want. Use them on their own or to complement other claddings, such as brick or stone. They're beautiful on homes and in other applications. With products this versatile, the possibilities are virtually endless.

1. LP SmartSide Lap, Panel and Trim (board and batten)
2. LP SmartSide Cedar Texture Shakes (staggered), Panel and Trim (board and batten) and Trim
3. LP SmartSide Lap, Panel and Trim (board and batten), Trim and Fascia





4



7

1. LP® SmartSide® Cedar Texture Shakes (reversible staggered and straight)
2. LP SmartSide Lap and Trim
3. LP SmartSide Lap and Trim
4. LP SmartSide Lap, Cedar Texture Shakes (staggered), Trim and Fascia
5. LP SmartSide Lap, Panel and Trim (board and batten), Trim and Fascia
6. LP SmartSide Lap (colonial beaded) and Trim
7. LP SmartSide Panel and Trim

6



1



5



- 1. LP® SmartSide® Lap, Panel and Trim (board and batten), Trim and Fascia
- 2. LP SmartSide Panel and Trim
- 3. LP SmartSide Soffit, Trim and Fascia
- 4. LP SmartSide Soffit, Trim and Fascia
- 5. LP SmartSide Lap, Cedar Texture Shakes (straight), Trim and Fascia
- 6. LP SmartSide Lap, Trim and Fascia
- 7. LP SmartSide Lap, Cedar Texture Shakes (staggered), Trim and Fascia

6









2



3

1. LP® SmartSide® Lap, Cedar Texture Shakes (staggered), Soffit, Trim and Fascia

2. LP SmartSide Lap, Panel, Trim and Fascia


3. LP SmartSide Trim, Fascia and Perfection Shingle

4. LP SmartSide Lap, Trim and Fascia

5. LP SmartSide Lap

6. LP SmartSide Panel, Trim and Fascia

7. LP SmartSide Lap and Trim



6



7



- 1. LP® SmartSide® Soffit, Trim and Fascia
- 2. LP SmartSide Panel and Trim (board and batten), Cedar Texture Shakes (staggered), Trim and Fascia
- 3. LP SmartSide Lap
- 4. LP SmartSide Panel and Trim
- 5. LP SmartSide Lap, Panel and Trim (board and batten)
- 6. LP SmartSide Lap, Panel and Trim (board and batten), Trim and Fascia



3



6



TAKE A CLOSER LOOK

Get the Details on Each Product

LP® SmartSide® products come in different lengths, widths, textures, profiles and substrates, so there's an ideal product for virtually any set of needs. Each option has its own unique combination of advantages. Find all those details and product specifications here.

Specifications: LP® SmartSide® Lap Siding

Cedar Texture Lap

The Bold Look of Cedar Without Many of the Worries

- One of the most durable lap siding options in the market today
- 16' length can result in faster installation
- May create fewer seams than traditional 12' siding
- Pre-primed for exceptional paint adhesion
- Self-aligning SmartLock™ option eliminates the need to measure and set lap reveal. Eliminating this step in the process is likely to speed up the installation process.
- Treated engineered wood strand substrate
- APA-certified lap siding

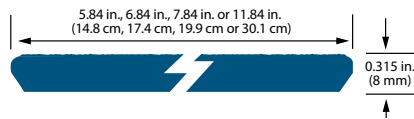
Also available in fiber substrate.

- CPA-certified lap siding
- Treated engineered wood fiber substrate




Cedar texture


38 Series Cedar Texture Lap (strand)




76 Series Cedar Texture Lap (fiber)



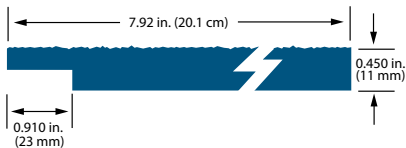
76 Series Cedar Texture Lap (strand)



76 Series SmartLock Cedar Texture Lap (strand)



120 Series Self-Aligning Cedar Texture Lap (fiber)



DESCRIPTION	LENGTH	ACTUAL WIDTH	MINIMUM THICKNESS	PID NUMBER	WEIGHT
38 Series Cedar Texture Lap (strand)	16 ft. (192 in.)(4.9 m)	5.84 in. (14.8 cm)	0.315 in. (8 mm)	25796	1.5 psf
	16 ft. (192 in.)(4.9 m)	6.84 in. (17.4 cm)	0.315 in. (8 mm)	40610	1.5 psf
	16 ft. (192 in.)(4.9 m)	7.84 in. (19.9 cm)	0.315 in. (8 mm)	25797	1.5 psf
	16 ft. (192 in.)(4.9 m)	11.84 in. (30.1 cm)	0.315 in. (8 mm)	25799	1.5 psf
76 Series Cedar Texture Lap (strand)	16 ft. (192 in.)(4.9 m)	5.84 in. (14.8 cm)	0.375 in. (10 mm)	25785	1.5 psf
	16 ft. (192 in.)(4.9 m)	7.84 in. (19.9 cm)	0.375 in. (10 mm)	25786	1.5 psf
	16 ft. (192 in.)(4.9 m)	11.84 in. (30.1 cm)	0.375 in. (10 mm)	25787	1.5 psf
76 Series Cedar Texture Lap (fiber)	16 ft. (192 in.)(4.9 m)	5.84 in. (14.8 cm)	0.375 in. (10 mm)	25922	2 psf
	16 ft. (192 in.)(4.9 m)	7.84 in. (19.9 cm)	0.375 in. (10 mm)	25923	2 psf
	16 ft. (192 in.)(4.9 m)	9.47 in. (24.1 cm)	0.375 in. (10 mm)	25924	2 psf
	16 ft. (192 in.)(4.9 m)	11.84 in. (30.1 cm)	0.375 in. (10 mm)	25925	2 psf
76 Series SmartLock Cedar Texture Lap (strand)	16 ft. (192 in.)(4.9 m)	7.84 in. (19.9 cm)	0.375 in. (10 mm)	30317	1.5 psf
120 Series Self-Aligning Cedar Texture Lap (fiber)	16 ft. (192 in.)(4.9 m)	7.92 in. (20.1 cm)	0.450 in. (11 mm)	25905	2 psf

Fiber substrate products may have specific features and functional benefits. See LPSmartSide.com for product details.

Please contact your local LP SmartSide sales representative for product availability. | Metric units are rounded. | PSF= Pounds Per Square Foot

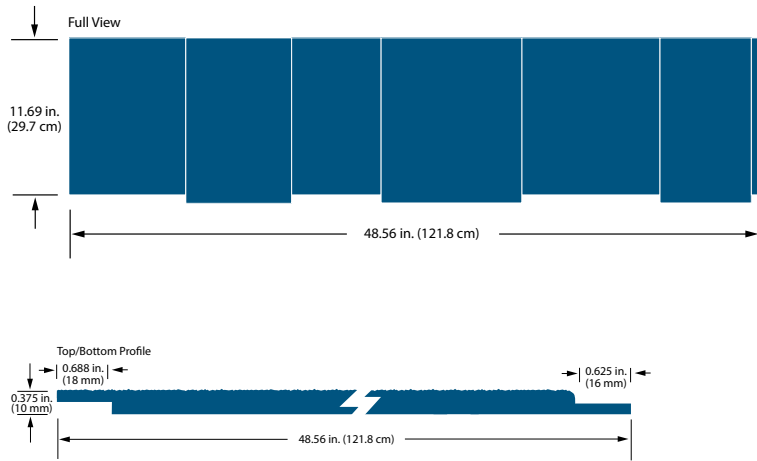
Cedar Texture Shakes

The Luxurious Appeal of Cedar

- The look of traditional cedar with easy maintenance over time
- Staggered edges offer a lively, textured effect
- Can be used on all exterior walls or as a decorative accent
- Shiplap ends for seamless appearance
- Treated engineered wood fiber substrate
- Reversible staggered or straight edge offers exceptional design versatility



Cedar Texture Shakes (fiber)



Cedar texture



Staggered



Straight

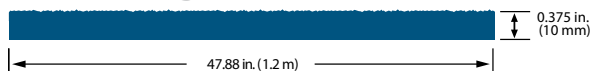
DESCRIPTION	LENGTH	ACTUAL WIDTH	MINIMUM THICKNESS	PID NUMBER	WEIGHT
Cedar Texture Shakes (fiber)	48.56 in. (1.2 m)	11.69 in. (29.7 cm)	0.375 in. (10 mm)	28541	2 psf

Perfection Shingle

- Features fine sawn wood texture with no knots
- Balance of cedar like texture and the clean lines of shingles with a 5.5" to 6.5" reveal
- Beautiful aesthetic for accents, gables or siding walls
- Pre-primed for exceptional paint adhesion
- Perfect for a wide range of applications



Perfection Shingle (fiber)



DESCRIPTION	LENGTH	ACTUAL WIDTH	MINIMUM THICKNESS	PID NUMBER	WEIGHT
Perfection Shingle Lap (fiber)	4 ft. (47.88 in.)(1.2 m)	7.88 in. (200.2 mm)	0.375 in. (9.5 mm)	40796	1.5 psf


Colonial Beaded Lap

Cutting Edge Meets Classical

- Colonial Beaded Lap siding endows homes with authentic American style
- Drip lines cast crisp shadows for maximum curb appeal
- Pre-primed for exceptional paint adhesion
- 16' length can result in faster installation and fewer seams
- Treated engineered wood fiber substrate

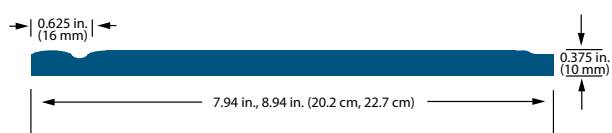


Colonial Beaded Sequoia Texture Lap (fiber)



Sequoia texture

Colonial Beaded Smooth Finish Lap (fiber)



Smooth finish

DESCRIPTION	LENGTH	ACTUAL WIDTH	MINIMUM THICKNESS	PID NUMBER	WEIGHT
Colonial Beaded Sequoia Texture Lap (fiber)	16 ft. (192 in.)(4.9 m)	7.94 in. (20.2 cm)	0.375 in. (10 mm)	25904	2 psf
Colonial Beaded Smooth Finish Lap (fiber)	16 ft. (192 in.)(4.9 m)	7.94 in. (20.2 cm)	0.375 in. (10 mm)	25903	2 psf
	16 ft. (192 in.)(4.9 m)	8.94 in. (22.7 cm)	0.375 in. (10 mm)	25909	2 psf

12" Bold Profiles

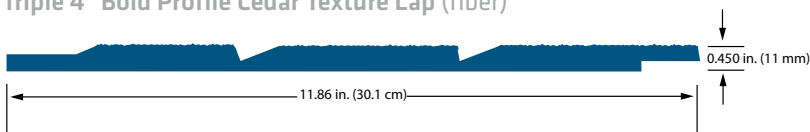
Genuine Detail

- Distinctive Triple 4" and Double 5" profiles
- Shiplap edges make it easier to level and apply
- Pre-primed for exceptional paint adhesion
- 16' length can result in faster installation and fewer seams
- Treated engineered wood fiber substrate

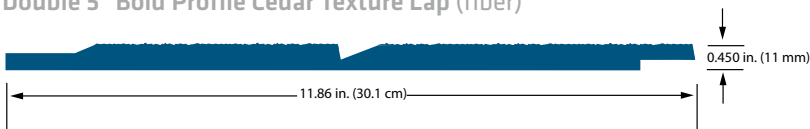


Cedar texture

Triple 4" Bold Profile Cedar Texture Lap (fiber)



Double 5" Bold Profile Cedar Texture Lap (fiber)



DESCRIPTION	LENGTH	ACTUAL WIDTH	MINIMUM THICKNESS	PID NUMBER	WEIGHT
Triple 4" Bold Profile Cedar Texture Lap (fiber)	16 ft. (192 in.)(4.9 m)	11.86 in. (30.1 cm)	0.450 in. (11 mm)	25906	2 psf
Double 5" Bold Profile Cedar Texture Lap (fiber)	16 ft. (192 in.)(4.9 m)	11.86 in. (30.1 cm)	0.450 in. (11 mm)	25907	2 psf

16" Bold Profiles

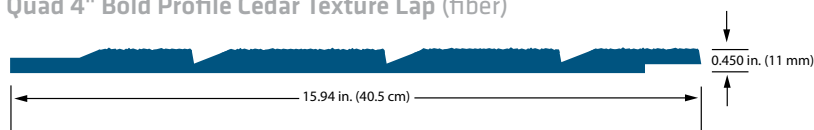
Choices That Make a Statement

- This extra-wide 16" siding comes in three profiles: Quad 4", Triple 5" and Double 8"
- Pre-primed for exceptional paint adhesion
- 16' length can result in faster installation and fewer seams
- Treated engineered wood fiber substrate

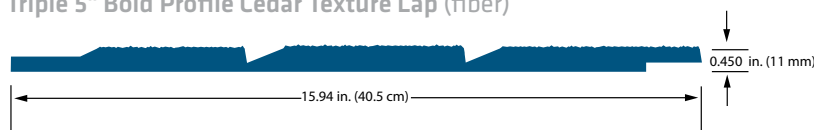


Cedar texture

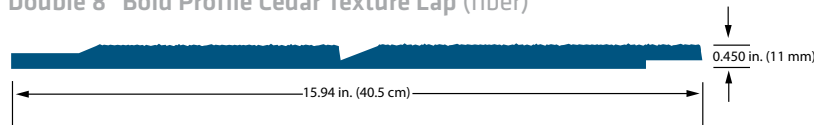
Quad 4" Bold Profile Cedar Texture Lap (fiber)



Triple 5" Bold Profile Cedar Texture Lap (fiber)



Double 8" Bold Profile Cedar Texture Lap (fiber)




DESCRIPTION	LENGTH	ACTUAL WIDTH	MINIMUM THICKNESS	PID NUMBER	WEIGHT
Quad 4" Bold Profile Cedar Texture Lap (fiber)	16 ft. (192 in.)(4.9 m)	15.94 in. (40.5 cm)	0.450 in. (11 mm)	25908	2 psf
Triple 5" Bold Profile Cedar Texture Lap (fiber)	16 ft. (192 in.)(4.9 m)	15.94 in. (40.5 cm)	0.450 in. (11 mm)	25910	2 psf
Double 8" Bold Profile Cedar Texture Lap (fiber)	16 ft. (192 in.)(4.9 m)	15.94 in. (40.5 cm)	0.450 in. (11 mm)	25911	2 psf

Smooth Finish Lap

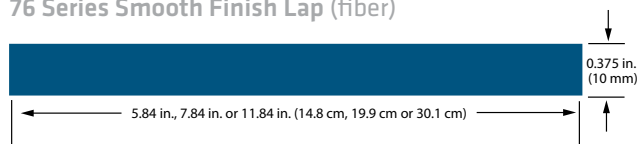
A Traditional, Subtle Look

- Traditional look that accentuates the architectural features of any home
- Smooth finish for a clean appearance
- Pre-primed for exceptional paint adhesion
- 16' length can result in faster installation and fewer seams
- Treated engineered wood fiber substrate



Smooth finish

76 Series Smooth Finish Lap (fiber)



DESCRIPTION	LENGTH	ACTUAL WIDTH	MINIMUM THICKNESS	PID NUMBER	WEIGHT
76 Series Smooth Finish Lap (fiber)	16 ft. (192 in.)(4.9 m)	5.84 in. (14.8 cm)	0.375 in. (10 mm)	25919	2 psf
	16 ft. (192 in.)(4.9 m)	7.84 in. (19.9 cm)	0.375 in. (10 mm)	25920	2 psf
	16 ft. (192 in.)(4.9 m)	11.84 in. (30.1 cm)	0.375 in. (10 mm)	25921	2 psf

Specifications: LP® SmartSide® Lap Siding Coverage

LAP SIDING	REVEAL (Size)					
	AREA	3-7/8" (5")	4 7/8" (6")	5-7/8" (7")	6-7/8" (8")	8-1/2" (9-1/2")
100 sq. ft.	20 pcs.	16 pcs.	13 pcs.	11 pcs.	9 pcs.	7 pcs.
200	39 pcs.	31 pcs.	26 pcs.	22 pcs.	18 pcs.	14 pcs.
300	59 pcs.	47 pcs.	39 pcs.	33 pcs.	27 pcs.	21 pcs.
400	78 pcs.	62 pcs.	52 pcs.	44 pcs.	35 pcs.	28 pcs.
500	97 pcs.	77 pcs.	64 pcs.	55 pcs.	44 pcs.	35 pcs.
600	117 pcs.	93 pcs.	77 pcs.	66 pcs.	53 pcs.	42 pcs.
700	136 pcs.	108 pcs.	90 pcs.	77 pcs.	62 pcs.	49 pcs.
800	155 pcs.	124 pcs.	103 pcs.	88 pcs.	71 pcs.	56 pcs.
900	175 pcs.	139 pcs.	115 pcs.	99 pcs.	79 pcs.	63 pcs.
1000	194 pcs.	154 pcs.	128 pcs.	110 pcs.	88 pcs.	69 pcs.
1500	291 pcs.	231 pcs.	192 pcs.	164 pcs.	132 pcs.	104 pcs.
2000	388 pcs.	308 pcs.	256 pcs.	219 pcs.	177 pcs.	138 pcs.
2500	484 pcs.	385 pcs.	320 pcs.	273 pcs.	221 pcs.	173 pcs.
3000	581 pcs.	462 pcs.	383 pcs.	328 pcs.	265 pcs.	207 pcs.
3500	678 pcs.	539 pcs.	447 pcs.	382 pcs.	309 pcs.	242 pcs.
4000	755 pcs.	616 pcs.	511 pcs.	437 pcs.	353 pcs.	276 pcs.
4500	871 pcs.	693 pcs.	575 pcs.	491 pcs.	397 pcs.	311 pcs.
5000	968 pcs.	770 pcs.	639 pcs.	546 pcs.	441 pcs.	345 pcs.

MULTI-LAP	REVEAL (Size)		CEDAR TEXTURE SHAKES	REVEAL (Size)		PERFECTION SHINGLE	REVEAL (Size)		
	AREA	11" (12")		15" (16")	AREA		9" (12")	10" (12")	AREA
100 sq. ft.	7 pcs.	6 pcs.	100 sq. ft.	34 pcs.	30 pcs.	100 sq. ft.	55 pcs.	51 pcs.	47 pcs.
200	14 pcs.	11 pcs.	200	67 pcs.	60 pcs.	200	110 pcs.	101 pcs.	93 pcs.
300	21 pcs.	16 pcs.	300	100 pcs.	90 pcs.	300	165 pcs.	151 pcs.	139 pcs.
400	28 pcs.	21 pcs.	400	134 pcs.	120 pcs.	400	219 pcs.	201 pcs.	186 pcs.
500	35 pcs.	26 pcs.	500	167 pcs.	150 pcs.	500	274 pcs.	251 pcs.	232 pcs.
600	42 pcs.	31 pcs.	600	200 pcs.	180 pcs.	600	329 pcs.	301 pcs.	278 pcs.
700	48 pcs.	36 pcs.	700	234 pcs.	210 pcs.	700	383 pcs.	351 pcs.	324 pcs.
800	55 pcs.	41 pcs.	800	267 pcs.	240 pcs.	800	438 pcs.	402 pcs.	371 pcs.
900	62 pcs.	46 pcs.	900	300 pcs.	270 pcs.	900	493 pcs.	452 pcs.	417 pcs.
1000	69 pcs.	51 pcs.	1000	334 pcs.	300 pcs.	1000	547 pcs.	502 pcs.	463 pcs.
1500	103 pcs.	76 pcs.	1500	500 pcs.	450 pcs.	1500	821 pcs.	752 pcs.	695 pcs.
2000	137 pcs.	101 pcs.	2000	667 pcs.	600 pcs.	2000	1094 pcs.	1003 pcs.	926 pcs.
2500	171 pcs.	126 pcs.	2500	834 pcs.	750 pcs.	2500	1368 pcs.	1254 pcs.	1157 pcs.
3000	206 pcs.	151 pcs.	3000	1000 pcs.	900 pcs.	3000	1641 pcs.	1504 pcs.	1389 pcs.
3500	240 pcs.	176 pcs.	3500	1167 pcs.	1050 pcs.	3500	1915 pcs.	1755 pcs.	1620 pcs.
4000	274 pcs.	201 pcs.	4000	1334 pcs.	1200 pcs.	4000	2188 pcs.	2006 pcs.	1851 pcs.
4500	308 pcs.	226 pcs.	4500	1500 pcs.	1350 pcs.	4500	2461 pcs.	2256 pcs.	2083 pcs.
5000	342 pcs.	251 pcs.	5000	1667 pcs.	1500 pcs.	5000	2735 pcs.	2507 pcs.	2314 pcs.

Cedar Texture Panel

Rated for Structural Use by APA®

- Shiplap edges with advanced bead system for easier alignment
- Pre-primed for exceptional paint adhesion
- Significantly lighter than comparable fiber cement panel
- Strong enough to be nailed directly to stud, making additional sheathing unnecessary in many applications
- Eliminates need for additional bracing on load-bearing walls
- Ideal exterior for homes in areas of high winds or seismic activity
- Treated engineered wood strand substrate

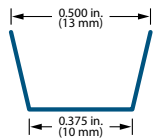


Cedar texture

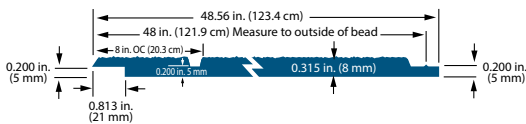
Also available in fiber substrate.

- Not rated for structural use
- Treated engineered wood fiber substrate

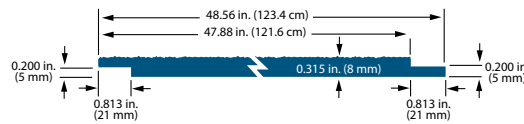
Groove Detail



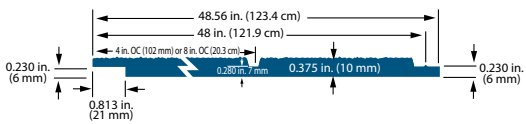
38 Series Cedar Texture Panel 8" o.c. (strand)




38 Series Cedar Texture Panel - No Groove (strand)



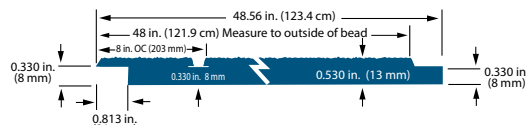
76 Series Cedar Texture Panel 4" & 8" o.c. (strand)




76 Series Cedar Texture Panel - No Groove (strand)



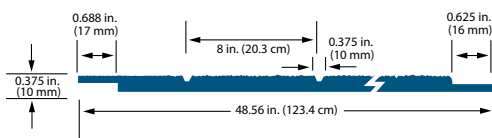
190 Series Cedar Texture Panel 8" o.c. (strand)



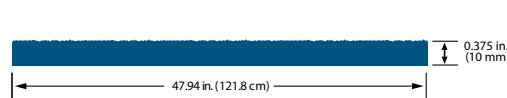
190 Series Cedar Texture Panel - No Groove (strand)



76 Series Cedar Texture Panel 8" o.c. (fiber)



76 Series Cedar Texture Panel - Square Edge (fiber)



Fiber substrate products may have specific features and functional benefits. See LPsmartSide.com for product details. Please contact your local LP SmartSide sales representative for product availability.

DESCRIPTION	LENGTH	GROOVE	GROOVE WIDTH	ACTUAL WIDTH	MINIMUM THICKNESS	PID NUMBER	WEIGHT
38 Series Cedar Texture Panel 8" o.c. (strand)	6 ft. (72 in.)(1.8 m)	8 in. o.c.	3/8 in. (10 mm)	48.56 in. (123.4 cm)	0.315 in. (8 mm)	27805	1.5 psf
	7 ft. (84 in.)(2.1 m)	8 in. o.c.	3/8 in. (10 mm)	48.56 in. (123.4 cm)	0.315 in. (8 mm)	27806	1.5 psf
	8 ft. (96 in.)(2.4 m)	8 in. o.c.	3/8 in. (10 mm)	48.56 in. (123.4 cm)	0.315 in. (8 mm)	25840	1.5 psf
	9 ft. (108 in.)(2.7 m)	8 in. o.c.	3/8 in. (10 mm)	48.56 in. (123.4 cm)	0.315 in. (8 mm)	25843	1.5 psf
	10 ft. (120 in.)(3.0 m)	8 in. o.c.	3/8 in. (10 mm)	48.56 in. (123.4 cm)	0.315 in. (8 mm)	25844	1.5 psf
	12 ft. (144 in.)(3.7 m)	8 in. o.c.	3/8 in. (10 mm)	48.56 in. (123.4 cm)	0.315 in. (8 mm)	25845	1.5 psf
38 Series Cedar Texture Panel - No Groove (strand)	8 ft. (96 in.)(2.4 m)	No Groove	N/A	48.56 in. (123.4 cm)	0.315 in. (8 mm)	25855 *	1.5 psf
	9 ft. (108 in.)(2.7 m)	No Groove	N/A	48.56 in. (123.4 cm)	0.315 in. (8 mm)	29189 *	1.5 psf
	10 ft. (96 in.)(2.4 m)	No Groove	N/A	48.56 in. (123.4 cm)	0.315 in. (8 mm)	25825 *	1.5 psf
38 Series Cedar Texture Panel - No Groove Square Edge (strand)	8 ft. (96 in.)(2.4 m)	No Groove	N/A	48.56 in. (123.4 cm)	0.315 in. (8 mm)	41044	1.5 psf
76 Series Cedar Texture Panel 4" and 8" o.c. (strand)	8 ft. (96 in.)(2.4 m)	4 in. o.c.	3/8 in. (10 mm)	48.56 in. (123.4 cm)	0.375 in. (10 mm)	25831	1.5 psf
	9 ft. (108 in.)(2.7 m)	4 in. o.c.	3/8 in. (10 mm)	48.56 in. (123.4 cm)	0.375 in. (10 mm)	25832 *	1.5 psf
	10 ft. (120 in.)(3.0 m)	4 in. o.c.	3/8 in. (10 mm)	48.56 in. (123.4 cm)	0.375 in. (10 mm)	25833 *	1.5 psf
	8 ft. (96 in.)(2.4 m)	8 in. o.c.	3/8 in. (10 mm)	48.56 in. (123.4 cm)	0.375 in. (10 mm)	25848	1.5 psf
	9 ft. (108 in.)(2.7 m)	8 in. o.c.	3/8 in. (10 mm)	48.56 in. (123.4 cm)	0.375 in. (10 mm)	25850	1.5 psf
	10 ft. (120 in.)(3.0 m)	8 in. o.c.	3/8 in. (10 mm)	48.56 in. (123.4 cm)	0.375 in. (10 mm)	25851	1.5 psf
76 Series Cedar Texture Panel - No Groove (strand)	8 ft. (96 in.)(2.4 m)	No Groove	N/A	48.56 in. (123.4 cm)	0.375 in. (10 mm)	25856	1.5 psf
	9 ft. (108 in.)(2.7 m)	No Groove	N/A	48.56 in. (123.4 cm)	0.375 in. (10 mm)	25857	1.5 psf
	10 ft. (120 in.)(3.0 m)	No Groove	N/A	48.56 in. (123.4 cm)	0.375 in. (10 mm)	25858	1.5 psf
190 Series Cedar Texture Panel 8" o.c. (strand)	8 ft. (96 in.)(2.4 m)	8 in. o.c.	3/8 in. (10 mm)	48.56 in. (123.4 cm)	0.530 in. (14 mm)	25852	2 psf
	9 ft. (108 in.)(2.7 m)	8 in. o.c.	3/8 in. (10 mm)	48.56 in. (123.4 cm)	0.530 in. (14 mm)	25853 *	2 psf
	10 ft. (120 in.)(3.0 m)	8 in. o.c.	3/8 in. (10 mm)	48.56 in. (123.4 cm)	0.530 in. (14 mm)	25854 *	2 psf
190 Series Cedar Texture Panel -No Groove (strand)	8 ft. (96 in.)(2.4 m)	No Groove	N/A	48.56 in. (123.4 cm)	0.530 in. (14 mm)	25859 *	2 psf
	9 ft. (108 in.)(2.7 m)	No Groove	N/A	48.56 in. (123.4 cm)	0.530 in. (14 mm)	25860 *	2 psf
	10 ft. (120 in.)(3.0 m)	No Groove	N/A	48.56 in. (123.4 cm)	0.530 in. (14 mm)	25861 *	2 psf
76 Series Cedar Siding and Soffit Texture Panel 8" o.c. (fiber)	8 ft. (96 in.)(2.4 m)	8 in. o.c.	3/8 in. (10 mm)	48.56 in. (123.4 cm)	0.375 in. (10 mm)	25934	2 psf
	9 ft. (108 in.)(2.7 m)	8 in. o.c.	3/8 in. (10 mm)	48.56 in. (123.4 cm)	0.375 in. (10 mm)	25935	2 psf
76 Series Cedar Texture Siding Panel and Soffit - Square Edge (fiber)	8 ft. (96 in.)(2.4 m)	No Groove	N/A	47.94 in. (121.8 cm)	0.375 in. (10 mm)	25926	2 psf
	9 ft. (108 in.)(2.7 m)	No Groove	N/A	47.94 in. (121.8 cm)	0.375 in. (10 mm)	25927	2 psf

Stucco Texture Panel

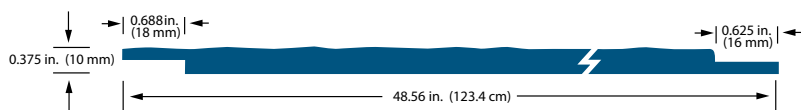
The Rich Look of Stucco Made Easier

- The remarkably detailed soft, earthy, hand-troweled effect of stucco on a panel
- Deeply textured and varied from board to board
- Comes in easy-to-install shiplap edge panels
- Available pre-primed
- Not rated for structural use
- Treated engineered wood fiber substrate



Stucco texture

Stucco Texture Panel (fiber)



DESCRIPTION	LENGTH	ACTUAL WIDTH	MINIMUM THICKNESS	PID NUMBER	WEIGHT
Stucco Texture Panel (fiber)	8 ft. (96 in.)(2.4 m)	48.56 in. (123.4 cm)	0.375 in. (10 mm)	25912	2 psf
	9 ft. (108 in.)(2.7 m)	48.56 in. (123.4 cm)	0.375 in. (10 mm)	25913	2 psf

Smooth Finish Panel

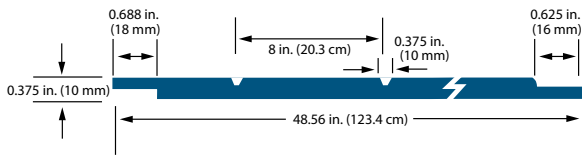
Designed for Ease and Performance

- The shiplap edge makes it easier to install
- Pre-primed for exceptional paint adhesion
- Not rated for structural use
- Smooth finish
- Treated engineered wood fiber substrate

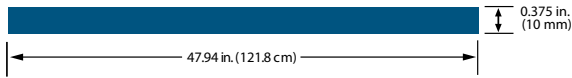


Smooth finish

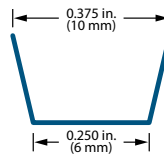
76 Series Smooth Finish Panel 8" o.c. (fiber)



76 Series Smooth Finish Siding Panel and Soffit - Square Edge (fiber)



Groove Detail



DESCRIPTION	LENGTH	GROOVE	GROOVE WIDTH	ACTUAL WIDTH	MINIMUM THICKNESS	PID NUMBER	WEIGHT
76 Series Smooth Finish Panel 8" o.c. (fiber)	8 ft. (96 in.)(2.4 m)	8 in. o.c.	1/4 in. (6 mm)	48.56 in. (123.4 cm)	0.375 in. (10 mm)	25932	2 psf
76 Series Smooth Finish Panel 8" o.c. (fiber) with slip sheets	8 ft. (96 in.)(2.4 m)	8 in. o.c.	1/4 in. (6 mm)	48.56 in. (123.4 cm)	0.375 in. (10 mm)	39051	2 psf
76 Series Smooth Finish Siding Panel and Soffit - Square Edge (fiber)	8 ft. (96 in.)(2.4 m)	No Groove	N/A	47.94 in. (121.8 cm)	0.375 in. (10 mm)	25930	2 psf
	9 ft. (108 in.)(2.7 m)	No Groove	N/A	47.94 in. (121.8 cm)	0.375 in. (10 mm)	25931	2 psf

Reverse Board & Batten

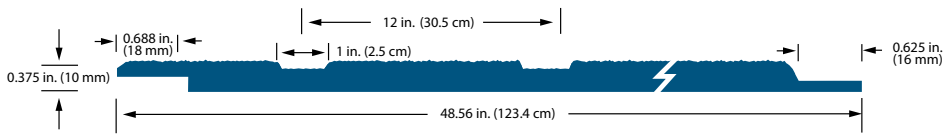
The Resilient Spirit of Historic Architecture

- Rustic and cross-sawn texture, this panel features the weathered grain appearance of cedar
- Available in 8' and 9' lengths
- Shiplap edges make it easier to level and apply
- Pre-primed for exceptional paint adhesion
- Not rated for structural use
- Treated engineered wood fiber substrate



Cedar texture

Reverse Board and Batten Cedar Texture 12" Panel o.c. (fiber)



DESCRIPTION	LENGTH	GROOVE	GROOVE WIDTH	ACTUAL WIDTH	MINIMUM THICKNESS	PID NUMBER	WEIGHT
Reverse Board and Batten Cedar Texture Panel 12" o.c. (fiber)	8 ft. (96 in.)(2.4 m)	12 in. o.c.	1 in. (2.5 cm)	48.56 in. (123.4 cm)	0.375 in. (10 mm)	25915	2 psf
	9 ft. (108 in.)(2.7 m)	12 in. o.c.	1 in. (2.5 cm)	48.56 in. (123.4 cm)	0.375 in. (10 mm)	25917	2 psf

Vertical Siding


Charming Style for American Homes

- Recreates the stylish appearance of board and batten
- 16' lengths eliminate horizontal joints
- Coordinates with LP SmartSide Trim – 2.5" wide minimum
- Pre-primed for exceptional paint adhesion
- Not rated for structural use
- Treated engineered wood strand substrate



Cedar texture

Vertical Siding



DESCRIPTION	LENGTH	GROOVE	GROOVE WIDTH	ACTUAL WIDTH	MINIMUM THICKNESS	PID NUMBER	WEIGHT
38 Series Cedar Texture Vertical Siding - No Groove (strand)	16 ft. (192 in.)(4.9 m)	No Groove	N/A	15.94 in. (40.5 cm)	0.315 in. (8 mm)	40503	1.5 psf

Cedar Texture Trim


The Classic Appearance of Cedar

- Interior or exterior use, including corner boards, windows and doors
- Narrow widths save cutting time
- Pre-primed for exceptional paint adhesion
- 16' length can result in faster installation and fewer seams
- Treated engineered wood strand substrate



Cedar texture

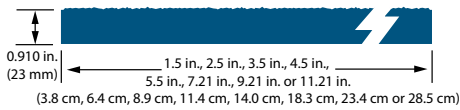
190 Series Cedar Texture Trim (strand)




440 Series Cedar Texture Trim (strand)



540 Series Cedar Texture Trim (strand)



440 Series Cedar Texture Ploughed Fascia (strand)




DESCRIPTION	LENGTH	ACTUAL WIDTH	MINIMUM THICKNESS	PID NUMBER	WEIGHT
190 Series Cedar Texture Trim (strand)	16 ft. (192 in.)(4.9 m)	2.50 in. (6.4 cm)	0.530 in. (14 mm)	28448	2 psf
	16 ft. (192 in.)(4.9 m)	3.50 in. (8.9 cm)	0.530 in. (14 mm)	28450	2 psf
	16 ft. (192 in.)(4.9 m)	5.50 in. (14.0 cm)	0.530 in. (14 mm)	28452	2 psf
440 Series Cedar Texture Trim (strand)	16 ft. (192 in.)(4.9 m)	1.50 in. (3.8 cm)	0.625 in. (16 mm)	25877	2 psf
	16 ft. (192 in.)(4.9 m)	2.50 in. (6.4 cm)	0.625 in. (16 mm)	25878	2 psf
	16 ft. (192 in.)(4.9 m)	3.50 in. (8.9 cm)	0.625 in. (16 mm)	25880	2 psf
	16 ft. (192 in.)(4.9 m)	5.50 in. (14.0 cm)	0.625 in. (16 mm)	25882	2 psf
	16 ft. (192 in.)(4.9 m)	7.21 in. (18.3 cm)	0.625 in. (16 mm)	25883	2 psf
	16 ft. (192 in.)(4.9 m)	9.21 in. (23.4 cm)	0.625 in. (16 mm)	25884	2 psf
	16 ft. (192 in.)(4.9 m)	11.21 in. (28.5 cm)	0.625 in. (16 mm)	25885	2 psf
540 Series Cedar Texture Trim (strand)	16 ft. (192 in.)(4.9 m)	1.50 in. (3.8 cm)	0.910 in.(23 mm)	25886 *	3 psf
	16 ft. (192 in.)(4.9 m)	2.50 in. (6.4 cm)	0.910 in.(23 mm)	25887 *	3 psf
	16 ft. (192 in.)(4.9 m)	3.50 in. (8.9 cm)	0.910 in.(23 mm)	25888	3 psf
	16 ft. (192 in.)(4.9 m)	4.50 in. (11.4 cm)	0.910 in.(23 mm)	25889 *	3 psf
	16 ft. (192 in.)(4.9 m)	5.50 in. (14.0 cm)	0.910 in.(23 mm)	25890	3 psf
	16 ft. (192 in.)(4.9 m)	7.21 in. (18.3 cm)	0.910 in.(23 mm)	25891	3 psf
	16 ft. (192 in.)(4.9 m)	9.21 in. (23.4 cm)	0.910 in.(23 mm)	25892	3 psf
	16 ft. (192 in.)(4.9 m)	11.21 in. (28.5 cm)	0.910 in.(23 mm)	25893	3 psf
440 Series Cedar Texture Ploughed Fascia (strand)	16 ft. (192 in.)(4.9 m)	5.50 in. (14.0 cm)	0.625 in. (16 mm)	27240 *	2 psf
	16 ft. (192 in.)(4.9 m)	7.21 in. (18.3 cm)	0.625 in. (16 mm)	27819 *	2 psf

Reversible Trim

Two Great Looks in One

- The natural look of cedar texture on one side and smooth finish on the other
- Interior or exterior use, including corner boards, windows and doors
- Pre-primed for exceptional paint adhesion
- 16' length can result in faster installation and fewer seams
- Treated engineered wood fiber substrate
- Reversible trim has a 1/8" bevel cut on its cedar texture side and is square cut on the smooth finish side

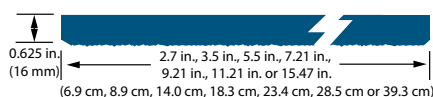


Cedar texture

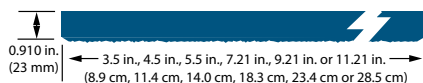


Smooth finish

440 Series Reversible Trim (fiber)



540 Series Reversible Trim (fiber)



DESCRIPTION	LENGTH	ACTUAL WIDTH	MINIMUM THICKNESS	PID NUMBER	WEIGHT
440 Series Reversible Trim (fiber)	16 ft. (192 in.)(4.9 m)	2.70 in. (6.9 cm)	0.625 in. (16 mm)	25940	2 psf
	16 ft. (192 in.)(4.9 m)	3.50 in. (8.9 cm)	0.625 in. (16 mm)	25941	2 psf
	16 ft. (192 in.)(4.9 m)	5.50 in. (14.0 cm)	0.625 in. (16 mm)	25942	2 psf
	16 ft. (192 in.)(4.9 m)	7.21 in. (18.3 cm)	0.625 in. (16 mm)	25943	2 psf
	16 ft. (192 in.)(4.9 m)	9.21 in. (23.4 cm)	0.625 in. (16 mm)	25944	2 psf
	16 ft. (192 in.)(4.9 m)	11.21 in. (28.5 cm)	0.625 in. (16 mm)	25945	2 psf
	16 ft. (192 in.)(4.9 m)	15.47 in. (39.3 cm)	0.625 in. (16 mm)	38445	2 psf
540 Series Reversible Trim (fiber)	16 ft. (192 in.)(4.9 m)	3.50 in. (8.9 cm)	0.910 in. (23 mm)	25946	3 psf
	16 ft. (192 in.)(4.9 m)	4.50 in. (11.4 cm)	0.910 in. (23 mm)	25947	3 psf
	16 ft. (192 in.)(4.9 m)	5.50 in. (14.0 cm)	0.910 in. (23 mm)	25948	3 psf
	16 ft. (192 in.)(4.9 m)	7.21 in. (18.3 cm)	0.910 in. (23 mm)	25949	3 psf
	16 ft. (192 in.)(4.9 m)	9.21 in. (23.4 cm)	0.910 in. (23 mm)	25950	3 psf
	16 ft. (192 in.)(4.9 m)	11.21 in. (28.5 cm)	0.910 in. (23 mm)	25951	3 psf

Cedar Texture Soffit

The Finishing Touch

- The perfect alternative to MDO and plywood soffits
- Cut-to-width eliminates time spent ripping full sheets
- 38 Series engineered for closed soffit applications
- The 76 Series and 190 Series are ideal for use as the starter course for roofs with exposed eaves
- Treated engineered wood strand substrate


Also available in fiber substrate.

- Not rated for exposed eave applications
- Engineered for closed soffit applications
- Treated engineered wood fiber substrate




Cedar texture


38 Series 4'x8' Cedar Texture Soffit (strand)




38 Series Cedar Texture Soffit - Cut-to-Width (strand)



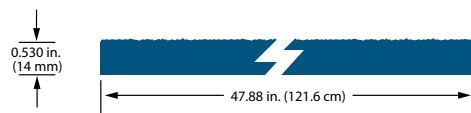
76 Series 4'x8' Cedar Texture Soffit (strand)




76 Series Cedar Texture Soffit - Cut-to-Width (strand)



190 Series 4'x8' Cedar Texture Soffit (strand)



76 Series Cedar Texture Soffit (fiber)



DESCRIPTION	LENGTH	ACTUAL WIDTH	MINIMUM THICKNESS	PID NUMBER	WEIGHT
38 Series 4'x8' Cedar Texture Soffit (strand)	8 ft. (96 in.)(2.4 m)	47.88 in. (121.6 cm)	0.315 in. (8 mm)	25813	-
76 Series 4'x8' Cedar Texture Soffit (strand)	8 ft. (96 in.)(2.4 m)	47.88 in. (121.6 cm)	0.375 in. (10 mm)	25814	-
190 Series 4'x8' Cedar Texture Soffit (strand)	8 ft. (96 in.)(2.4 m)	47.88 in. (121.6 cm)	0.530 in. (14 mm)	25816 *	-
38 Series Cedar Texture Soffit - Cut-to-Width (strand)	16 ft. (192 in.)(4.9 m)	11.94 in. (30.3 cm)	0.315 in. (8 mm)	25805	-
	16 ft. (192 in.)(4.9 m)	15.94 in. (40.5 cm)	0.315 in. (8 mm)	25806	-
	16 ft. (192 in.)(4.9 m)	23.94 in. (60.8 cm)	0.315 in. (8 mm)	25807	-
76 Series Cedar Texture Soffit - Cut-to-Width (strand)	16 ft. (192 in.)(4.9 m)	11.94 in. (30.3 cm)	0.375 in. (10 mm)	25808	-
76 Series Cedar Texture Soffit and Siding Panel (fiber)	8 ft. (96 in.)(2.4 m)	47.94 in. (121.8 cm)	0.375 in. (10 mm)	25926	2 psf
	9 ft. (108 in.)(2.7 m)	47.94 in. (121.8 cm)	0.375 in. (10 mm)	25927	2 psf
76 Series Cedar Texture Soffit - Cut-to-Width (fiber)	16 ft. (192 in.)(4.9 m)	15.94 in. (40.5 cm)	0.375 in. (10 mm)	28756	-

Vented Soffit


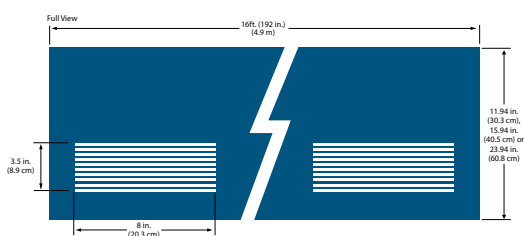
Engineered to Cut Out Problems

- The perfect alternative to MDO, plywood or hand-installed metal vents
- Precisely cut vents offer 10 square inches of ventilation per linear foot, making it easier to meet code requirements while adding architectural beauty
- Designed to minimize paint buildup and promote continuous airflow
- 1/8" vents to help keep hornets and bees out
- Eliminates time spent ripping full sheets
- Treated engineered wood strand substrate



Cedar texture

38 Series Vented Cedar Texture Soffit – Cut-to-Width (strand)




DESCRIPTION	LENGTH	ACTUAL WIDTH	MINIMUM THICKNESS	PID NUMBER	WEIGHT
38 Series Vented Cedar Texture Soffit – Cut-to-Width (strand)	16 ft. (192 in.)(4.9 m)	11.94 in. (30.3 cm)	0.315 in. (8 mm)	25822	-
	16 ft. (192 in.)(4.9 m)	15.94 in. (40.5 cm)	0.315 in. (8 mm)	25823	-
	16 ft. (192 in.)(4.9 m)	23.94 in. (60.8 cm)	0.315 in. (8 mm)	25824	-

Smooth Finish Soffit


The Perfect Match

- Installs quickly and easily
- Pre-primed for exceptional paint adhesion
- Smooth finish
- Treated engineered wood fiber substrate



Smooth finish

76 Series Smooth Finish Soffit (fiber)



DESCRIPTION	LENGTH	ACTUAL WIDTH	MINIMUM THICKNESS	PID NUMBER	WEIGHT
76 Series Smooth Finish Soffit and Siding Panel (fiber)	8 ft. (96 in.)(2.4 m)	47.94 in. (121.8 cm)	0.375 in. (10 mm)	25930	2 psf
	9 ft. (108 in.)(2.7 m)	47.94 in. (121.8 cm)	0.375 in. (10 mm)	25931	2 psf
76 Series Smooth Finish Soffit and Siding Panel (fiber) with slip sheet	8 ft. (96 in.)(2.4 m)	47.94 in. (121.8 cm)	0.375 in. (10 mm)	39052	2 psf
	9 ft. (108 in.)(2.7 m)	47.94 in. (121.8 cm)	0.375 in. (10 mm)	39050	2 psf

LP® SmartSide®

5/50
YEAR
LIMITED
WARRANTY*

A STRONG WARRANTY FOR TOTAL PEACE OF MIND

LP has your back with an industry-leading, transferable, limited warranty.

- 5-year 100% labor and material replacement
- 50-year prorated limited warranty on substrate

*For complete warranty details visit lpcorp.com



Start using LP® SmartSide® products now.
Call **(888) 820-0325** or go to lpsmartside.com.

LP SmartSide®
TRIM & SIDING



Top: Lap, Trim and Fascia | Middle: Lap, Panel and Trim (Board and Batten), Trim and Fascia | Bottom: Panel and Trim

START STRONG WITH LP BUILDING PRODUCTS

Inventing a Better Tomorrow with LP

LP's mission is to engineer extraordinary solutions for everyday problems. With a united spirit of discovery, LP is forging ahead with innovative ideas to create new products that offer exceptional performance for today's building challenges.

LP® ArmorStrand® Panel Substrate Under Textured Finish Coatings

LP ArmorStrand substrate is engineered to deliver a strong foundation to help create the look of stucco with durable acrylic finishes. It's toughness you can build on with confidence.

LP® FlameBlock® Fire-Rated OSB Sheathing

LP FlameBlock Fire-Rated OSB Sheathing has structural design values equal to standard sheathing in the same performance category. ICC-certified (ESR-1365) per AC264 with a Class A and 30-minute Flame Spread Rating (ASTM E84), it combines fire resistance and impressive structural performance in a single panel.


LP® TechShield® Radiant Barrier Sheathing

The original, #1 brand of radiant barrier sheathing, LP TechShield Radiant Barrier Sheathing may reduce monthly cooling costs by blocking up to 97% of the radiant heat in the panel from emitting into a home's attic, lowering attic temperatures by up to 30° F.

LP Legacy™ Super Tough, Moisture-Resistant Sub-Flooring

New LP Legacy sub-flooring uses Gorilla Glue Technology™ for the industry's strongest, stiffest sub-floors. The resin in Gorilla Glue Technology binds wood fibers at the molecular level for premium performance.

LPCorp.com

 **WARNING:** Drilling, sawing, sanding or machining wood products can expose you to wood dust, a substance known to the State of California to cause cancer. Avoid inhaling wood dust or use a dust mask or other safeguards for personal protection. For more information go to www.P65Warnings.ca.gov/wood.

©2018 Louisiana-Pacific Corporation. All rights reserved. SFI is a registered trademark of Sustainable Forestry Initiative, Inc. APA is a registered trademark of The Engineered Wood Association. Gorilla Glue Technology is a trademark of Gorilla Glue, Inc. All other trademarks are owned by Louisiana-Pacific Corporation. Specifications subject to change without notice.

LPZB0764 9/18