



DEER DISTRICT LLC

1543 N. 2nd Street | 6th Floor | Milwaukee, WI 53212 | 414.227.0500



DEER DISTRICT ARENA DEVELOPMENT

City of Milwaukee Inclusion through June 30, 2017

Cover photo: Plumber Apprentice working on New Milwaukee Arena site.

Table of Contents

3	Letter from MKE Bucks President
4 - 6	Executive Summary
7	Milwaukee Bucks History
8 - 9	Outreach
10 - 11	Project Partners
12	City of MKE Inclusion Requirements
13 - 18	Professional Services
19 - 27	Construction Inclusion
28 - 53	RPP Inclusion

Prepared by
Prism Technical Management & Marketing Services, LLC
in conjunction with Cross Management Services, Inc.



Photo of Peter Feigin on New Milwaukee Arena site.

Letter from MKE Bucks President: Peter Feigin



The building of the Wisconsin Entertainment and Sports Center (WESC) and the surrounding 30-acre district is a realization of the commitment Sen. Herb Kohl and our owners made three years ago to Bucks fans and the entire community to keep the team in Wisconsin and help revitalize downtown Milwaukee. We are incredibly thankful for all the hard work that went into this historic public-private partnership from the Wisconsin Center District, elected officials and community leaders, and are amazed by the progress that has been made in the past year. In the past couple of months at the new arena we've installed the majority of the roof trusses that span the length of the new arena, began installing exterior glass and have made significant progress on the interior bowl and concourses.

We want the Wisconsin Entertainment and Sports Center to be the heart of entertainment, community engagement and neighborhood revitalization. This is not just about Milwaukee Bucks basketball. It is about seizing an opportunity to evolve and create access to world class sports, music and family-centric entertainment that ignites progression in downtown Milwaukee, the community at large, and Wisconsin as a whole. Upon completion, the 30-acre district surrounding the arena will be the largest development embarked on in downtown Milwaukee and the home for some of the best sports and entertainment in the world. With this in mind, we are intentional about our efforts to address, meet and exceed diversity and inclusion targets and engage the community, which we have done in the first year of construction. We will make a real difference as we build the future.

**Peter Feigin, President
Milwaukee Bucks**

Executive Summary

Deer District LLC, along with Developer's Representative, ICON Venue Group ("ICON"), and Inclusion Monitors, Cross Management Services, Inc. ("CMSI") and Prism Technical Management & Marketing Services, LLC ("Prism Technical" or "Prism"), are dedicated to ensuring the projects are successful and meet or exceed the goals described herein.

This report provides information on the inclusion achieved for professional services, construction and Residents Preference Program on the New Milwaukee Arena, Block 7 Parking Structure, and Public Plaza & Live Block Plaza ("the Projects") through June 30, 2017.

The Inclusion Requirements were established in the

Through June 30, 2017, the Projects expect to award contracts valued at \$5,006,321 or 19.7% of professional services cost subject to inclusion and \$78,732,632 or 30.5% of the construction cost subject to inclusion and Milwaukee RPP Workers have performed 41.4% of the construction hours.

Human Resources ("HR") Agreement with the City of Milwaukee. The HR Agreement applies to the Projects and requires 18% Small Business Enterprise¹ ("SBE") professional services inclusion, 25% SBE construction inclusion, 40% City of Milwaukee Residents Preference Program ("RPP") inclusion, and payment of City of Milwaukee prescribed living wages².

Side view of the New Milwaukee Arena - June 2017.



¹ SBE includes Small Business Enterprises ("SBE") certified by the City of Milwaukee, Disadvantaged Business Enterprises ("DBE") certified by a member of the Wisconsin Unified Certification Program, a Small Disadvantaged Business ("SDB") as designated by the Small Business Administration, and an 8(a) certified by the Small Business Administration.

² The Block 7 Parking Structure is also subject to payment of prevailing wages by virtue of its location in the Park East and the development agreement with Milwaukee County regarding this site.

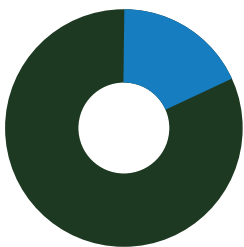
Executive Summary

Table 1 : Professional Services Inclusion through June 30, 2017

PROJECT	INCLUSION	COST SUBJECT TO INCLUSION	%	INCLUSION PAID TO DATE	TOTAL PAYMENTS	%
New Milwaukee Arena	\$ 4,085,981	\$ 22,153,843	18.4%	\$ 2,620,797	\$ 17,930,469	14.6%
Block 7 Parking Structure	\$ 655,990	\$ 2,028,246	32.3%	\$ 598,996	\$ 1,930,176	31.0%
Public Plaza & Live Block Plaza	\$ 264,350	\$ 1,186,584	22.3%	\$ 202,471	\$ 834,688	24.3%
Total	\$ 5,006,321	\$ 25,368,673	19.7%	\$ 3,422,264	\$ 20,695,333	16.5%

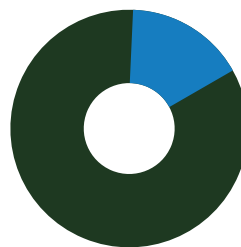
While payments will vary based on project stage, at least 18% of professional service spending will go to SBEs by the time the Projects are completed.

Inclusion Achieved



- 19.7% Inclusion Firm Contracts
\$5,006,321
- 80.3% Non-Inclusion Firm Contracts
\$20,362,352
- Total
\$25,368,673

Total Payments



- 16.5% Inclusion Firm Payments
\$3,422,264
- 83.5% Non-Inclusion Firm Payment
\$17,273,069
- Total Payments
\$20,695,333

Workers overseeing the New Milwaukee Arena site.



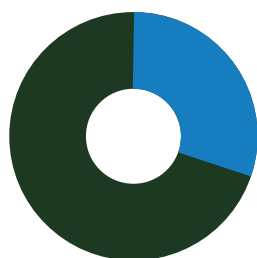
Executive Summary

Table 2 - Construction Inclusion through June 30, 2017

PROJECT	INCLUSION	COST SUBJECT TO INCLUSION	%	INCLUSION PAID TO DATE	TOTAL PAYMENTS	%
New Milwaukee Arena	\$ 69,599,285	\$ 229,101,963	30.4%	\$ 16,038,478	\$ 69,164,481	23.2%
Block 7 Parking Structure	\$ 8,656,422	\$ 26,993,978	32.1%	\$ 4,698,847	\$ 15,672,736	30.0%
Public Plaza & Live Block Plaza	\$ 476,925	\$ 1,643,317	29.0%	\$ 476,925	\$ 1,585,522	30.1%
Total	\$ 78,732,632	\$ 257,739,258	30.5%	\$ 21,214,250	\$ 86,422,739	24.5%

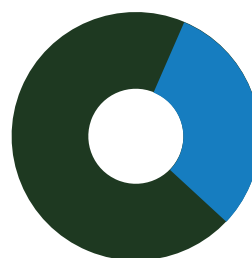
It is projected that SBE inclusion will exceed the 25% SBE goal by completion of the Projects.

Inclusion Achieved



- **30.5% Inclusion Firm Contracts**
\$78,732,632
- **69.5% Non-Inclusion Firm Contracts**
\$179,006,626
- **Total Cost Subject to Inclusion**
\$257,739,258

Total Payments

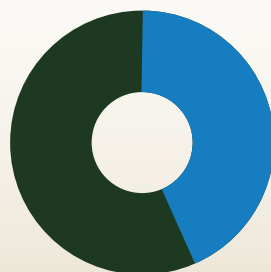


- **24.5% Inclusion Firm Payments**
\$21,214,250
- **75.5% Non-Inclusion Firm Payment**
\$65,208,489
- **Total Payments**
\$86,422,739


Table 3 - RPP Inclusion through June 30, 2017

PROJECT	TOTAL HOURS	TOTAL RPP HOURS	RPP REQUIREMENT	RPP % TO DATE
New Milwaukee Arena	456,863.1	188,643.5	40.0%	41.3%
Block 7 Parking Structure	118,449.2	48,957.9	40.0%	41.3%
Public Plaza & Live Block Plaza	6,500.5	3,067.0	40.0%	47.2%
Total	581,812.8	240,668.4	40.0%	41.4%

Total Residents Preference Program (RPP) Inclusion



- **41.4% RPP Inclusion**
240,668.4 Total RPP Hours
- **58.6% Non-RPP Inclusion**
341,144.4 Total Non-RPP Hours
- **581,812.8 Total Workforce Hours**



Milwaukee Bucks History

THE BEGINNING

The National Basketball Association originally awarded a franchise to a group of investors based in Milwaukee - headed by Wesley D. Pavalon and Marvin L. Fishman - called Milwaukee Professional Sports and Services, Inc., on Jan. 22, 1968. Pavalon and Fishman were named president and executive vice president, respectively, as the franchise was incorporated on Feb. 5, 1968.

An application from Milwaukee Pro was registered with the Wisconsin Department of Securities for the sale of 300,000 shares of common stock to Wisconsin residents at \$5 per share. Because the issue caught public fancy, an additional 125,000 shares were offered when the stock opened on the over-the-counter market on April 24, 1968.

On the basketball side of the operation, the team went through both the college and expansion draft under the watchful eye of the team's first head coach, Larry Costello.

A Janesville, WI, businessman, Jim Fitzgerald served as a member of the Board of Directors of Milwaukee Professional Sports and Services, Inc., beginning in 1973. He assumed his position as chairman of the board and president of the Bucks in November of 1976 and held that position until the sale of the franchise to Herb Kohl in the spring of 1985. Kohl's purchase ensured that the team would remain in Milwaukee, and he would go on to lead the team as president for 29 seasons.

THE FUTURE

April 16, 2014 marked the beginning of a new era for the NBA franchise as ownership was transferred from Senator Kohl to a new ownership group headed by entrepreneurs

Marc Lasry and Wes Edens. Shortly thereafter, Jamie Dinan joined as a majority owner, and an impressive assemblage of Milwaukee community leaders also took an ownership stake to infuse the team and city with a new vitality driven by the promise of a next-generation team that remains true to the spirit of the "Brew City."

The Bucks organization on the court is led by NBA legend and head coach Jason Kidd, who came with a rich NBA pedigree and a reputation as one of the best point guards in league history. Under Kidd's leadership is a strong roster of budding stars including two of the most dynamic, young players in the NBA: Giannis Antetokounmpo and Jabari Parker. In 2016-17, Antetokounmpo was the driving force behind the Bucks earning their second playoff berth in the last three seasons, and the team's first winning record (42-40) since the 2009-10 season. In February 2017, Antetokounmpo became the youngest Buck to start an All-Star Game, and the first since Moncrief in 1986, as he made his first All-Star Game appearance at the 66th NBA All-Star Game in New Orleans where he scored an Eastern Conference-high 30 points. Giannis Antetokounmpo was named to the All-NBA Second Team for the 2016-2017 season, giving him yet another achievement for his play during a stellar fourth season in the NBA.

In addition to an exciting roster of talented players and a Hall of Fame coach, the future off the court is also bright. The organization is in the process of developing a new sports and entertainment complex to serve as the home for the next era of Bucks basketball. The state-of-the-art facility will become an important part of the revitalization of downtown Milwaukee and become integral to the community's economic future.

1968-69 Milwaukee Bucks - BACK ROW: Trainer Arnie Garber, Guy Rodgers, Sam Williams, Greg Smith, Jon McGlocklin, Flynn Robinson, Head Coach Larry Costello. FRONT ROW: Rich Niemann, Dick Cunningham, Wayne Embry, Zaid Abdul-Aziz, Lenny Chappell.



Outreach: Community Engagement

BUCKS CARE

The Milwaukee Bucks are making community engagement a defining element of the path back to greatness.

The Bucks ownership group has made philanthropy and charitable work a significant part of their lives, and know that the Bucks will only be as strong as the community they serve. As the Bucks become a driving force behind the transformation and revitalization of Milwaukee, partnering with the community will be front and center.

All those involved in the organization understand that the Milwaukee Bucks are one of the most visible presences throughout greater Milwaukee and Wisconsin. Thanks to that visibility, the players, staff and owners are all united in continuing the traditions of charity and outreach that have defined the organization and will grow into the future. In the last year alone, Bucks players, coaches, legends and front office staff spent over 800 hours giving back to their neighbors, while the organization made donations to over 2,000 charitable events in over 350 communities throughout the state.

For more information about the Bucks' involvement in the community, please visit bucks.com/community.

Photos from top to bottom: The Bucks host Lead2Change youth organization for an 'Own Your Future' Night; The Milwaukee Bucks TechTerns visit the Froedtert & Medical College of Wisconsin Sports Science Center, and NBA Math Hoops partner to develop math skills of Wisconsin youth.



Outreach: Contracting & Workforce

JUNETEENTH FESTIVAL

During the Juneteenth Festival held on Monday, June 19, 2017, a Bucks' Workforce Informational Table staffed by Prism Technical representatives was available for the duration of the festival to collect contact information for current and future Milwaukee Bucks' construction and hospitality job opportunities. Apprenticeship, Resident Preference Program (RPP) and SkillSmart information was shared with festival-goers.

Photos from Juneteenth Festival.



Project Partners

PROJECT MANAGEMENT TEAM



ICON Venue Group is the leading Owner's Representative and project management firm in the sports, entertainment, and public assembly industry with a portfolio of many of the most successful venues in the world. ICON provides a comprehensive spectrum of facility development services required to guide a new facility project from its initial conception through planning, design, construction and opening to ensure years of successful operation for both public and private sector clients in the USA, Canada, Europe and Asia. ICON has managed the development of home venues for NFL, NBA, NHL, MLB MLS, MLL, AFL, CHL, NBDL, DEL and BBL franchises totaling over \$6 billion.



Cross Management Services, Inc. (CMSI), a project management consulting firm, provides business management, public relations, research, and planning services. With a passion for excellence, ethical conduct, and knowledge, CMSI achieves high-quality results and consistently meets its commitments to its clients. CMSI specializes in coordinating and monitoring supplier and workforce diversity goals for developers, contractors, corporations, and governmental entities on construction projects.



Prism Technical is a multifaceted consulting firm that specializes in project and construction management, public relations and outreach, business training and corporate workforce diversity and inclusion. Based in Milwaukee, Prism started in 1995 working to ensure the diversity of workers and legitimate contracting practices on major construction projects funded by tax payers. This has allowed Prism to advise many forward thinking companies and governmental entities on matters of process, management, knowledge transfer and strategy. Prism has had unprecedented success on Wisconsin's most prestigious and challenging projects and has accumulated an unparalleled catalog of experiences working with small, women and minority owned businesses and underemployed workers. The firm opened a second office in St. Louis, MO in 2016.

ARCHITECTS & CONSTRUCTION MANAGERS



American Design Inc. is a twenty-year old firm whose experienced management team provides a full range of architectural services to satisfy its clients. American Design Inc. has the architectural background necessary to work with clients through each phase of the design process. Their design experiences includes residential, educational, commercial office, retail and public buildings.



eppstein uhen : architects

Eppstein Uhen Architects, Inc. (EUA) is an architecture firm located in Milwaukee (headquarters), Madison and Des Moines. More than 150 EUA team members demonstrate unparalleled commitment to the markets, communities and clients it serves. EUA works closely with clients and partners to create environments that exceed expectations while elevating people's potential. EUA, an 108 year-old firm specializes in workplace, healthcare, learning, living and entertainment environments.

Project Partners

Findorff

J. H. Findorff & Son Inc. is one of the Midwest's leading builders with offices in Madison and Milwaukee. For over 125 years, Findorff has continued to position itself as a dependable and reputable Company dedicated to excellence. Talented staff, a passion for innovation, and a focus on technology has helped secure our status as a leader in the construction industry. With over 700 employees currently, Findorff proudly acknowledges receipt of over 100 awards and recognition, for both commitment to quality construction and civic initiatives.

GRAEF

Established in 1961, GRAEF-USA Inc. has grown to become a leading U.S. consulting firm, as ranked by Engineering News Record Magazine. Their technical personnel, located in multiple offices in Wisconsin, Illinois, and Florida, represent a comprehensive resource with diverse technical expertise able to address all phases of analysis, design, and construction. From public infrastructure to environmental issues, industry to communications, governmental facilities to healthcare, education and retail, from and for numerous other project categories, GRAEF has positioned itself to serve their clients in unique and innovative ways.

HNTB

HNTB Corporation is an employee-owned infrastructure solutions firm. With more than a century of service, HNTB understands the life cycle of infrastructure and addresses clients' most complex technical, financial and operational challenges. Professionals nationwide deliver a full range of infrastructure-related services, including award-winning planning, design, program management and construction management.



Hunzinger Construction Company is a fourth generation, family-owned company that has continuously served the construction industry in Southeast Wisconsin since 1907. Hunzinger consists of construction managers, general contractors and design/builders who have built and managed some of Wisconsin's most notable and challenging projects. Hunzinger has received numerous awards for outstanding project management, safety, engineering, concrete work, and core values, including the Marquette University Family Business Excellence Award for Core Values and being recognized as Employer of Choice by Wisconsin Builder magazine over multiple years.



M. A. Mortenson Company is the 2nd largest sport builder in the United States with over 160 sports and entertainment projects. Founded in 1954, Mortenson is a U.S.-based, family-owned company. As one of the nation's top builders and developers, Mortenson provides a complete range of services, including planning, program management, pre-construction, general contracting, construction management, design-build, and turn-key development. Mortenson has offices in Chicago, Denver, Madison, Milwaukee, Minneapolis, Phoenix, Portland, and Seattle with international operations in Canada.

POPULOUS

Since inception in 1983, Populous, Inc. has grown into the world's leading design firm dedicated exclusively to creating environments that draw people and communities together for unforgettable experiences. The firm has completed more than 1,000 projects around the globe with construction value exceeding \$20 billion. Populous has worked with 24 Major League Baseball franchises, 30 NFL franchises, 80 professional and civic arena clients, 40 global soccer and rugby teams, 120 universities, 40 convention center clients, 29 equestrian clients and has planned more than 30 major worldwide events.

RINKA|CHUNG

Rinka Chung Architecture, Inc. is a full service award-winning firm existing to serve progressive and visionary clients. They are differentiated by the ability to deliver inspiring design solutions that are both aesthetically elegant and functionally efficient. Rinka Chung places the highest value on people and relationships – both externally and internally.

City of Milwaukee Inclusion Requirements

- 18% Professional Service spending with Disadvantaged Business Enterprise (DBE), Small Business Enterprise (SBE), Small Disadvantaged Business (SDB) and/or 8(a)
- 25% construction spending with Disadvantaged Business Enterprise (DBE), Small Business Enterprise (SBE), Small Disadvantaged Business (SDB) and/or 8(a)
- 40% of the on-site construction hours to be performed by City residents meeting the City of Milwaukee Resident Preference Program (RPP) requirements as set forth in the HR Agreement
- Living wages must be paid to each worker performing construction trade labor on the project



New Milwaukee Arena: Professional Services Inclusion

Table 4 - New Milwaukee Arena: Professional Services Inclusion through June 30, 2017

SBE, DBE, SDB, or 8(a) FIRMS	SBE, DBE, SDB or 8(a)	SUBCONTRACTOR TO	SERVICE PERFORMED	CONTRACT AMOUNT	AMOUNT PAID THROUGH 06/30/17
American Design, Inc.	S/DBE	Eppstein Uhen Architects, Inc.	Architectural - Main & Upper Concourse	\$ 250,000	\$ 250,000
American Design, Inc.	S/DBE	GRAEF-USA Inc.	Architectural - Skywalk	\$ 46,200	\$ 43,138
American Design, Inc.	S/DBE	Eppstein Uhen Architects, Inc.	Construction Administration	\$ 90,675	\$ 90,675
Barrientos Design & Consulting, Inc.	DBE	Eppstein Uhen Architects, Inc.	Architecture - Event Level	\$ 319,500	\$ 319,500
Capitol Lien Records & Research, Inc.	DBE	Terracon Consultants, Inc.	Title Search - Phase I - Block 1	\$ 3,280	\$ 3,280
Capitol Lien Records & Research, Inc.	DBE	Terracon Consultants, Inc.	Title Search - Phase I - Block 2	\$ 1,688	\$ 1,688
Capitol Lien Records & Research, Inc.	DBE	Terracon Consultants, Inc.	Title Search - Phase I - Block 4	\$ 425	\$ 425
Capitol Lien Records & Research, Inc.	DBE	Terracon Consultants, Inc.	Title Search - Phase I - Block 5	\$ 2,875	\$ 2,875
Coastwise Fireguard Inc.	DBE	M-E Engineers, Inc.	Fire Sprinkler	\$ 100,000	\$ 83,545
Copy N More, Inc.	SBE	Populous, Inc.	Printing	\$ 70,000	\$ 43,386
Cross Management Services, Inc.	S/DBE	Deer District LLC	Inclusion Monitor - Business	\$ 506,900	\$ 139,625
Gestra Engineering, Inc.	S/DBE	Terracon Consultants, Inc.	Drilling Services - Geotech	\$ 103,857	\$ 103,857
Gestra Engineering, Inc.	S/DBE	Terracon Consultants, Inc.	Drilling Services	\$ 5,186	\$ 5,186
Himalayan Consultants, LLC	S/DBE	Professional Service Industries, Inc.	Construction Obs & Testing	\$ 212,176	\$ 52,169
IBC Engineering Services, Inc.	S/DBE	M-E Engineers, Inc.	MEP	\$ 385,000	\$ 321,650
M & E Architects & Engineers, LLC	DBE	Eppstein Uhen Architects, Inc.	Architecture - Vertical Circulation	\$ 126,000	\$ 126,000
Martinsek & Associates	SBE	Deer District LLC	Workforce Recruitment Video	\$ 15,740	\$ 15,740
Prism Technical Management & Marketing, LLC	S/DBE	Deer District LLC	Inclusion Monitor - Workforce	\$ 760,350	\$ 166,761
Thunderbird Engineering, Inc.	S/DBE	M-E Engineers, Inc.	Commissioning	\$ 60,000	\$ -
White Water Associates, Inc.	DBE	Terracon Consultants, Inc.	Laboratory Services - Block 1	\$ 24,261	\$ 24,261
White Water Associates, Inc.	DBE	Terracon Consultants, Inc.	Laboratory Services - Block 4	\$ 4,768	\$ 4,768

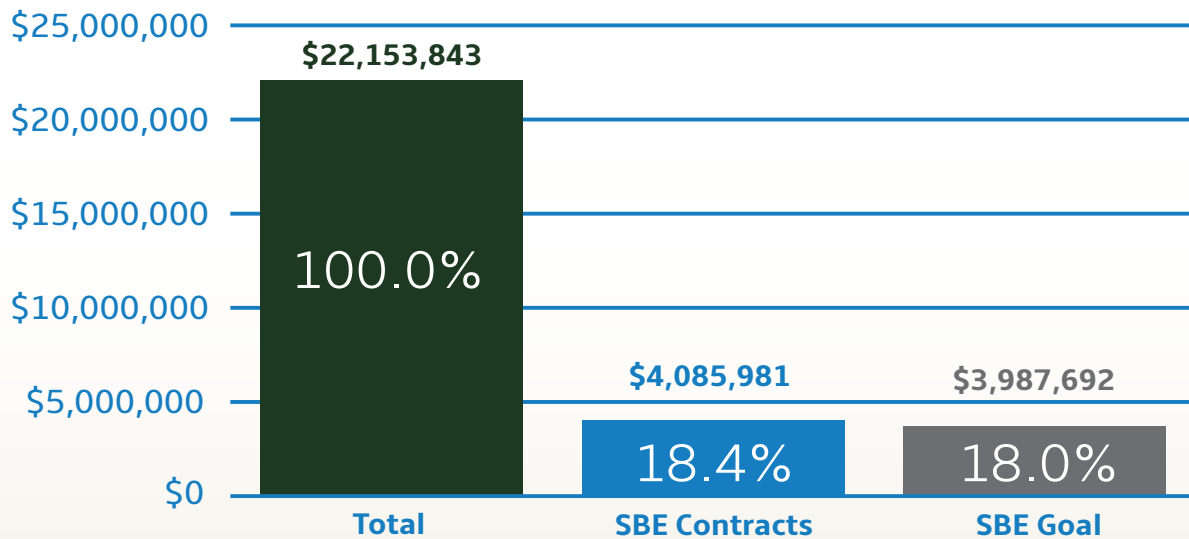
Table continued on page 14

New Milwaukee Arena: Professional Services Inclusion (Continued)

Table 4 - Continued

SBE, DBE, SDB, or 8(a) FIRMS	SBE, DBE, SDB or 8(a)	SUBCONTRACTOR TO	SERVICE PERFORMED	CONTRACT AMOUNT	AMOUNT PAID THROUGH 06/30/17
Wrightson, Johnson, Haddon & Williams, Inc.	DBE	Populous, Inc.	Audio/Video Consulting	\$ 361,100	\$ 283,618
ZS, LLC	SBE	HNTB Corporation	Structural Foundation Design	\$ 390,000	\$ 316,050
ZS, LLC	SBE	HNTB Corporation	Building Access Design	\$ 96,000	\$ 81,600
ZS, LLC	SBE	HNTB Corporation	Roof Design	\$ 60,000	\$ 52,800
ZS, LLC	SBE	HNTB Corporation	Envelope Consulting	\$ 90,000	\$ 88,200
TOTAL INCLUSION AND AMOUNT PAID				\$ 4,085,981	\$ 2,620,797
INCLUSION AS A % OF PROFESSIONAL SERVICES COST SUBJECT TO INCLUSION				18.4%	
INCLUSION AS A % OF PROFESSIONAL SERVICES PAYMENTS MADE				14.6%	
PROFESSIONAL SERVICES COST SUBJECT TO INCLUSION				\$ 22,153,843	
TOTAL PROFESSIONAL SERVICES PAYMENTS					\$ 17,930,469

New Milwaukee Arena Professional Services SBE Inclusion

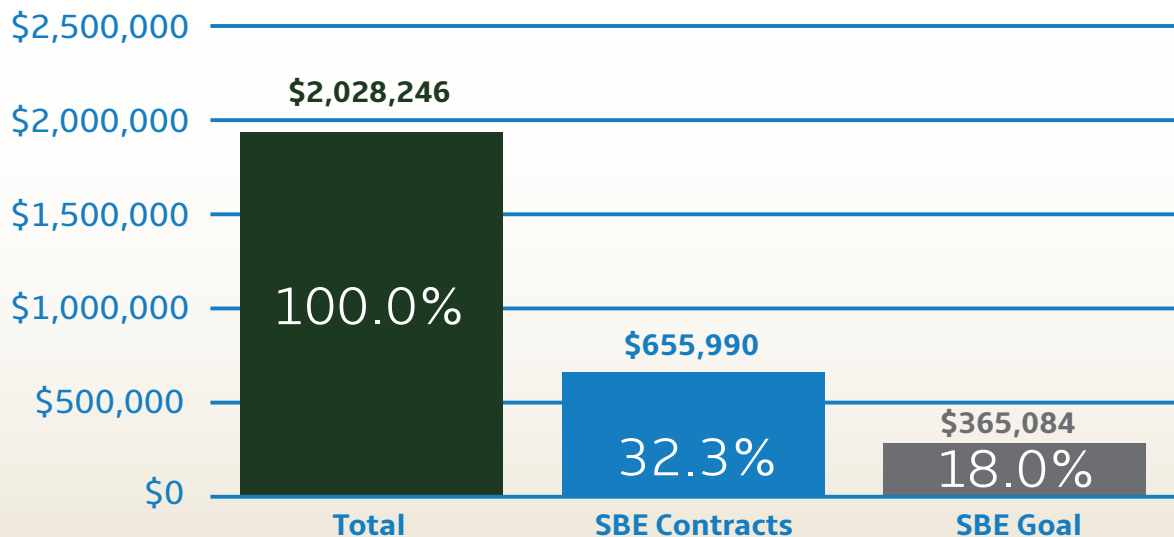


Block 7 Parking Structure: Professional Services Inclusion

Table 5 - Block 7 Parking Structure: Professional Services Inclusion through June 30, 2017

SBE, DBE, SDB, or 8(a) FIRMS	SBE, DBE, SDB or 8(a)	SUBCONTRACTOR TO	SERVICE PERFORMED	CONTRACT AMOUNT	AMOUNT PAID THROUGH 06/30/17
American Design, Inc.	S/DBE	GRAEF-USA Inc.	Architectural - Parking Structure	\$ 342,150	\$ 313,677
American Design, Inc.	S/DBE	GRAEF-USA Inc.	Architectural - Housing	\$ 36,120	\$ 34,314
Capitol Lien Records & Research, Inc.	DBE	Terracon Consultants, Inc.	Title Search - Block 7	\$ 1,150	\$ 1,150
Cross Management Services, Inc.	S/DBE	Deer District LLC	Inclusion Monitor - Business	\$ 66,337	\$ 62,747
Dakota Intertek Corp.	S//DBE	Giles Engineering Associates, Inc.	Materials Testing	\$ 30,972	\$ 30,972
Gestra Engineering, Inc.	S/DBE	Terracon Consultants, Inc.	Drilling Services - Block 7	\$ 13,920	\$ 13,920
Gestra Engineering, Inc.	S/DBE	Terracon Consultants, Inc.	Geotech	\$ 30,145	\$ 30,145
Prism Technical Management & Marketing, LLC	S/DBE	Deer District LLC	Inclusion Monitor - Workforce	\$ 118,706	\$ 112,071
ZS, LLC	SBE	Giles Engineering Associates, Inc.	Design	\$ 16,490	
TOTAL INCLUSION AND AMOUNT PAID				\$ 655,990	\$ 598,996
INCLUSION AS A % OF PROFESSIONAL SERVICES COSTS SUBJECT TO INCLUSION				32.3%	
INCLUSION AS A % OF PROFESSIONAL SERVICES PAYMENTS MADE				31.0%	
PROFESSIONAL SERVICES COST SUBJECT TO INCLUSION				\$ 2,028,246	
TOTAL PROFESSIONAL SERVICES PAYMENTS					\$ 1,930,176

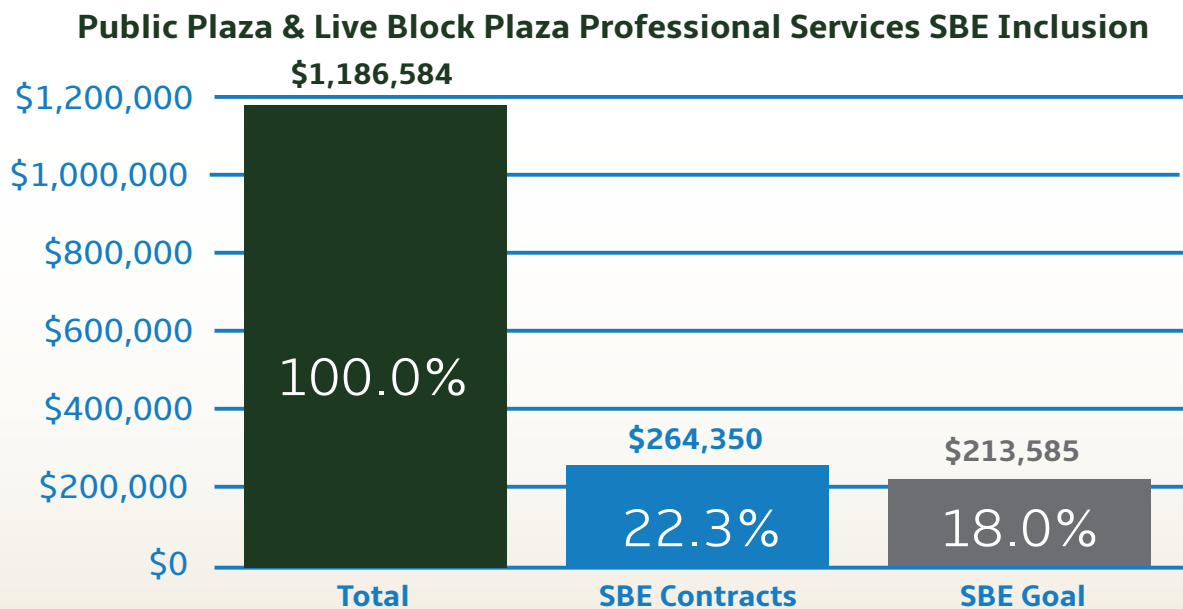
Block 7 Parking Structure Professional Services SBE Inclusion



Public Plaza & Live Block Plaza: Professional Services Inclusion

Table 6 - Public Plaza & Live Block Plaza: Professional Services Inclusion through June 30, 2017

SBE, DBE, SDB, or 8(a) FIRMS	SBE, DBE, SDB or 8(a)	SUBCONTRACTOR TO	SERVICE PERFORMED	CONTRACT AMOUNT	AMOUNT PAID THROUGH 06/30/17
Cross Management Services, Inc.	S/DBE	Deer District LLC	Inclusion Monitor - Business	\$ 24,300	\$ 8,855
Nagel Architects	SDB	Deer District LLC	Architectural & Engineering	\$ 27,900	\$ 27,900
Prism Technical Management & Marketing, LLC	S/DBE	Deer District LLC	Inclusion Monitor - Workforce	\$ 50,000	\$ 10,066
Rinka Chung Architecture, Inc.	S/DBE	M. Arthur Gensler Jr. & Associates, Inc.	Architectural	\$ 152,650	\$ 152,650
Wrightson, Johnson, Haddon & Williams, Inc.	DBE	M. Arthur Gensler Jr. & Associates, Inc.	AV/IT Design	\$ 6,500	
ZS, LLC	SBE	M. Arthur Gensler Jr. & Associates, Inc.	Structural Engineering	\$ 3,000	\$ 3,000
TOTAL INCLUSION AND AMOUNT PAID				\$ 264,350	\$ 202,471
INCLUSION AS A % OF PROFESSIONAL SERVICES COSTS				22.3%	
INCLUSION AS A % OF PROFESSIONAL SERVICES PAYMENTS MADE				24.3%	
PROFESSIONAL SERVICES COST				\$ 1,186,584	
TOTAL PROFESSIONAL SERVICES PAYMENTS					\$ 834,688



ENGINEERING FIRM LOOKS TO THE FUTURE WITH EFFICIENT AND SUSTAINABLE DESIGN

IBC Engineering Services, Inc.

"This is a once in a lifetime career highlight. It's so special to be able to drive by and show your kids or grandkids a beautiful building you helped create."



IBC Engineering Services, Inc.
Fienna Zvenyach, President & CEO

Founded in 1991, IBC Engineering Services, Inc. (IBC) a Waukesha-based engineering firm, has been performing work across the country for over 25 years. With additional offices in Gary, Indiana, Washington, D.C, and Tampa, Florida, the firm is committed to providing innovative, energy efficient, and sustainable design work for clients across industries.

Fienna Zvenyach, President & CEO of IBC, is excited to add the New Milwaukee Arena Projects to their list of unique and challenging endeavors. For the Arena, IBC is in charge of the full fire alarm system, and also provides support on various tasks in selected areas. IBC also provides mechanical, electrical, plumbing, and fire protection systems.

The experience has overall been a positive one: " We've never worked on a project like the Arena before. It not only gives us the chance to improve our resume, but also has allowed us to learn how knowledgeable engineers approach this type of project," says Zvenyach. For Zvenyach, the impact of the Arena hits much closer to home. She continues, "This is a once in a lifetime career highlight. It's so special to be able to drive by and show your kids or grandkids a beautiful building you helped create."

The IBC team is one comprised of "interesting engineers who like to work on interesting projects," according to Zvenyach. The firm is constantly evolving and uses its various office locations to its advantage, learning how things are done in other parts of the country. Within the office, they maintain a supportive, family-like environment. This closeness ensures that all employees remain confident in their work, a staple of any successful company, according to Zvenyach.

Other keys to success? "Don't try to bite off more than you can chew. What you really want is controlled growth. This way, you can focus on providing specific deliverables and will always produce what you've promised your clients. Also, have fun!"

CREATING A LONGLASTING IMPRESSION

Rinka Chung Architecture, Inc.



MATT RINKA, PRINCIPAL
RINKA CHUNG ARCHITECTURE, INC.

Now in its 11th year of business, Rinka Chung Architecture, Inc. (Rinka Chung) has its expertise on signature projects across the country in states including Minnesota, Michigan, Illinois, Arizona, and Florida. While managing to grow their impact in other regions within the United States, they continue to participate in notable projects in Wisconsin. The team at Rinka Chung has built their strong reputation by contributing to the construction of restaurants in Milwaukee including Benelux, Café Hollander, and Bel Air, as well as projects including the Lakefront Gateway Plaza, as well as the landscape of the 84 South mixed-use development.

“Remain humble, and always put good design solutions forward that address your clients’ goals”



STEVE MORALES, ASSOCIATE PRINCIPAL
RINKA CHUNG ARCHITECTURE, INC.

Rinka Chung has served as the design lead for the Public Plaza & Live Block Plaza, ushering a powerhouse team of partners to bring to life the outdoor areas that will frame the front door of the Arena. With every element of design, the firm strives to incorporate elements that fit with the culture of this vibrant and growing city. With the Plaza serving as a new hub for locals and visitors, Rinka Chung will create a space that gives all a “genuine and authentic Milwaukee experience,” says Steve Morales, Associate Principal and Rinka Chung’s team lead on the Plaza project.

The experience implementing a robust architectural plan for the Plaza has been fun, but not without its challenges. The street car extension, for example, has created an “interesting dynamic” to the process that forces the firm to act as “problem solvers,” according to Morales. Further, they’ve had to develop a design that imparts a lasting impression on visitors no matter the direction from which they are entering the Plaza. Morales explains that by using “analytics, we are able to put our best foot forward.”

Project Director Audry Grill says that the firm can enjoy success and continued recognition due to the collaborative culture established at Rinka Chung. “There is no ego driving our designs, and no strict hierarchy. Everyone works together to produce the best ideas and solutions,” she shares.



AUDRY RINKA, PROJECT DIRECTOR
RINKA CHUNG ARCHITECTURE, INC.

As the firm continues to flourish, they urge others who wish to achieve similar status to let growth happen organically. “Remain humble, and always put good design solutions forward that address your clients’ goals,” says Morales. This attitude, shared among the 35 employees at Rinka Chung, has brought the firm repeat work from satisfied clients, while also generating new interest from those drawn to the unmatched quality of services they provide.

New Milwaukee Arena: Construction Inclusion

Table 7 - New Milwaukee Arena: Construction Inclusion through June 30, 2017

SBE, DBE, SDB, OR 8(a) FIRMS	SBE, DBE, SDB or 8(a)	SUBCONTRACTOR TO	SERVICE PERFORMED	CONTRACT AMOUNT	AMOUNT PAID THROUGH 06/30/17
Abaxent, LLC	S/DBE	Johnson Controls, Inc.	Cisco Stadium Hardware & Software	\$ 1,367,373	\$ -
Affirmative Supply Co.	SBE	C. M. Morris Group Inc.	Fireproofing Materials	\$ 475,000	\$ 180,958
Applied Flooring Solutions, LLC	DBE	M.A. Mortenson Company	Epoxy Flooring	\$ 62,040	\$ -
Arrow Specialized Carriers, Inc.	SDB	Spancrete, Inc.	Precast Hauling	\$ 316,000	\$ 281,000
Arteaga Construction, Inc.	S/DBE	Langer Roofing & Sheet Metal, Inc. Inc.	Sheet Metal Fabrication & Installation	\$ 884,000	\$ 113,546
Arteaga Construction, Inc.	S/DBE	M.A. Mortenson Company	Masonry	\$ 4,551,083	\$ 727,448
ASAP Fastening Systems, Inc.	DBE	Merrill Iron & Steel, Inc.	Fasteners	\$ 62,485	\$ 62,485
ASAP Fastening Systems, Inc.	DBE	Merrill Iron & Steel, Inc.	Fasteners	\$ 400,000	\$ 226,303
Best Erectors, Inc.	S/DBE	Midwest Stairs & Iron, Inc.	Erector	\$ 429,100	\$ 249,400
BMR Design Group, Inc.	SBE	United States Alliance Fire Protection, Inc.	Design	\$ 735,730	\$ 183,978
Choice Construction Companies, Inc.	S/DBE	Merrill Iron & Steel, Inc. / JP Cullen & Sons, Inc.	Steel Erection	\$ 922,120	\$ 497,587
Choice Construction Companies, Inc.	S/DBE	Merrill Iron & Steel, Inc. / JP Cullen & Sons, Inc.	Shoring Tower Rebar	\$ 14,400	\$ -
Choice Construction Companies, Inc.	S/DBE	M.A. Mortenson Company	CIP Concrete (Rebar Install)	\$ 1,350,152	\$ 886,064
Choice Construction Companies, Inc.	S/DBE	Spancrete, Inc.	Precast Concrete Erection	\$ 745,704	\$ 565,750
Choice Construction Companies, Inc.	S/DBE	Staff Electric Co., Inc.	Concrete Work	\$ 10,000	\$ 2,039
CK Gates and Associates LLC	S/DBE	Johnson Controls Inc.	PM, Field Verified/ Contract Mgmt	\$ 51,600	\$ -
Cotter Consulting, Inc.	S/DBE	M.A. Mortenson Company	Construction Management	\$ 397,900	\$ 186,147
Courtland LLC	DBE	Egan Company	Supply Curtain Wall Glass/Framing	\$ 1,955,000	\$ 563,807
D & M Express of Wisconsin, Inc.	DBE	Merrill Iron & Steel, Inc.	Trucking	\$ 350,000	\$ 331,135
Dairyland Energy Solutions, Inc.	S/DBE	Staff Electric Co., Inc.	Generator/Transfer Switch	\$ 937,510	\$ -
Dairyland Energy Solutions, Inc.	S/DBE	Staff Electric Co., Inc. / Johnson Controls Inc.	Labor & Materials	\$ 2,302,418	\$ -
Duwe Metal Products, Inc.	DBE	Merrill Iron & Steel, Inc.	Furnish & Install Structural Steel	\$ 10,852	\$ 10,852
Duwe Metal Products, Inc.	DBE	Merrill Iron & Steel, Inc.	Misc. Fabrication	\$ 1,000,000	\$ 512,787

Table continued on page 19

New Milwaukee Arena: Construction Inclusion (Continued)

Table 7 - Continued

SBE, DBE, SDB, OR 8(a) FIRMS	SBE, DBE, SDB or 8(a)	SUBCONTRACTOR TO	SERVICE PERFORMED	CONTRACT AMOUNT	AMOUNT PAID THROUGH 06/30/17
Duwe Metal Products, Inc.	DBE	Merrill Iron & Steel, Inc.	Lab Mockup Fabrication and Erect	\$ 56,674	\$ 56,674
Duwe Metal Products, Inc.	DBE	Merrill Iron & Steel, Inc.	Joist Supply	\$ 44,290	\$ -
Duwe Metal Products, Inc.	DBE	Merrill Iron & Steel, Inc.	Catwalk Fabrication	\$ 1,500,718	\$ -
Duwe Metal Products, Inc.	DBE	Merrill Iron & Steel, Inc. / JP Cullen & Sons, Inc.	Steel Erection - Areas E & F & Temp Bracing, Shoring Tower	\$ 1,383,131	\$ 468,886
Duwe Metal Products, Inc.	DBE	Merrill Iron & Steel, Inc. / JP Cullen & Sons, Inc.	Temp Braces, Shims, etc.	\$ 151,286	\$ 94,094
Duwe Metal Products, Inc.	DBE	Merrill Iron & Steel, Inc. / JP Cullen & Sons, Inc.	Truss Rack	\$ 46,977	\$ -
Duwe Metal Products, Inc.	DBE	Merrill Iron & Steel, Inc. / JP Cullen & Sons, Inc.	Roof Decking	\$ 141,930	\$ -
Equity Supply Group LLC	S/DBE	MG McGrath Inc.	Waterproofing Zinc	\$ 1,000,000	\$ -
Equity Supply Group LLC	SBE	Northern Illinois Terrazzo & Tile	Supply Terrazzo Material	\$ 190,000	\$ -
Express Insulation, Inc.	DBE	Grunau Company	Insulation	\$ 2,017,600	\$ 27,899
Express Insulation, Inc.	DBE	Hooper Corporation	Insulation	\$ 389,530	\$ 97,028
Hall Trucking	DBE	Spancrete, Inc.	Trucking	\$ 30,240	\$ 30,240
Hard Rock Sawing & Drilling Specialists Company	DBE	Spancrete, Inc.	Cutting Precast	\$ 9,000	\$ 9,000
Hetzel-Sanfillipo Inc.	DBE	Langer Roofing & Sheet Metal, Inc.	Carpentry	\$ 306,260	\$ -
House of Stone, Inc.	SBE	Wilkie Sanderson	Stone Counters	\$ 562,833	\$ -
Hurt Electric Inc.	S/DBE	Staff Electric Co., Inc.	Distribution Equipment	\$ 2,574,133	\$ 52,546
Hurt Electric Inc.	S/DBE	Staff Electric Co., Inc.	Eaton/Powerware	\$ 465,338	\$ -
Hurt Electric Inc.	S/DBE	Staff Electric Co., Inc.	Light Fixtures	\$ 4,551,307	\$ 1,825,826
HVA Products, Inc.	DBE	Grunau Company	HVAC Materials & Equipment	\$ 1,402,820	\$ -
HVA Products, Inc.	DBE	Grunau Company	Supply & Install HVAC Vehicle Exhaust System	\$ 111,900	\$ -
JCP Construction LLC	S/DBE	Chenery Bros. Inc.	Waterproofing	\$ 20,700	\$ 15,349
JCP Construction LLC	S/DBE	M.A. Mortenson Company	Construction Management	\$320,000	\$155,430

Table continued on page 20

New Milwaukee Arena: Construction Inclusion (Continued)

Table 7 - Continued

SBE, DBE, SDB, OR 8(a) FIRMS	SBE, DBE, SDB or 8(a)	SUBCONTRACTOR TO	SERVICE PERFORMED	CONTRACT AMOUNT	AMOUNT PAID THROUGH 06/30/17
JCP Construction LLC	S/DBE	M.A. Mortenson Company	Site Concrete	\$ 641,884	\$ 110,075
JCP Construction LLC	S/DBE	M.A. Mortenson Company	Division 10 Specialities	\$ 1,600,000	\$ 8,967
JCP Construction LLC	S/DBE	M.A. Mortenson Company	Perimeter Security	\$ 1,733,753	\$ -
JCP Construction LLC	SBE	Merrill Iron & Steel, Inc. / JP Cullen & Sons, Inc.	Shoring Tower Concrete Footings	\$ 32,892	\$ 9,769
JCP Construction LLC	S/DBE	MG McGrath Inc.	Install Grace HT	\$ 78,000	\$ -
JCP Construction LLC	SBE	SC Railing Compny	Railing Installation	\$ 1,163,112	\$ -
JCP Construction LLC	S/DBE	Wall-Tech, Inc.	Carpentry	\$ 50,000	\$ -
Ketchum Professional Resources, LLC	DBE	Stafford Smith, Inc.	Supply and Install Equipment	\$ 1,673,165	\$ -
McDowell Construction Corporation	SBE	Northway Fence, Inc.	Fencing Materials	\$ 37,288	\$ 37,288
Nuvo Construction Company, Inc.	S/DBE	Michels Corporation	Pile Materials	\$ 445,785	\$ 445,785
P3 Development Group LLC	S/DBE	M.A. Mortenson Company	Community Outreach	\$ 70,000	\$ 26,495
P.L Freeman Co.	SBE	Grunau Company	Materials and Installation	\$ 2,576,530	\$ 1,236,161
P.L Freeman Co.	SBE	Hooper Corporation	Labor	\$ 250,000	\$ 10,952
P.L Freeman Co.	SBE	Langer Roofing & Sheet Metal, Inc.	Roofing	\$ 120,000	\$ 2,086
Price & Sons, Incorporated	SBE	Hooper Corporation	Materials Supplier	\$ 1,800,000	\$ 77,152
Rams Contracting, LTD.	SBE	M.A. Mortenson Company	Earthwork / Utilities	\$ 3,795,587	\$ 2,695,953
Rams Contracting, LTD.	SBE	M.A. Mortenson Company	Asphalt Paying	\$ 64,414	\$ -
Rockwell Mechanical LLC	SBE	Grunau Company	HVAC	\$ 956,247	\$ -
Sonag Company, Inc.	DBE	Common Link Construction, LLC	T&M Framing & GWB	\$ 735,000	\$ -
Sonag Ready Mix, LLC	SBE	M.A. Mortenson Company	CIP Concrete (Ready Mix Supplier)	\$ 1,871,590	\$ 909,491
Sonag Ready Mix, LLC	SBE	Michels Corporation	Concrete & Pile Materials	\$ 103,357	\$ 101,877
South Star, Inc.	SBE	Rams Contracting, LTD.	Trucking	\$ 77,527	\$ 77,527
Stormwater Plans LLC	DBE	Hooper Corporation	Design BIM Work	\$ 180,000	\$ -
Thomas A Mason Company, Inc.	S/DBE	M.A. Mortenson Company	Carpet & Resilient Flooring	\$ 1,796,671	\$ -
Thomas A Mason Company, Inc.	S/DBE	M.A. Mortenson Company	Wall Coverings, Painting & Coatings	\$ 1,980,482	\$ -

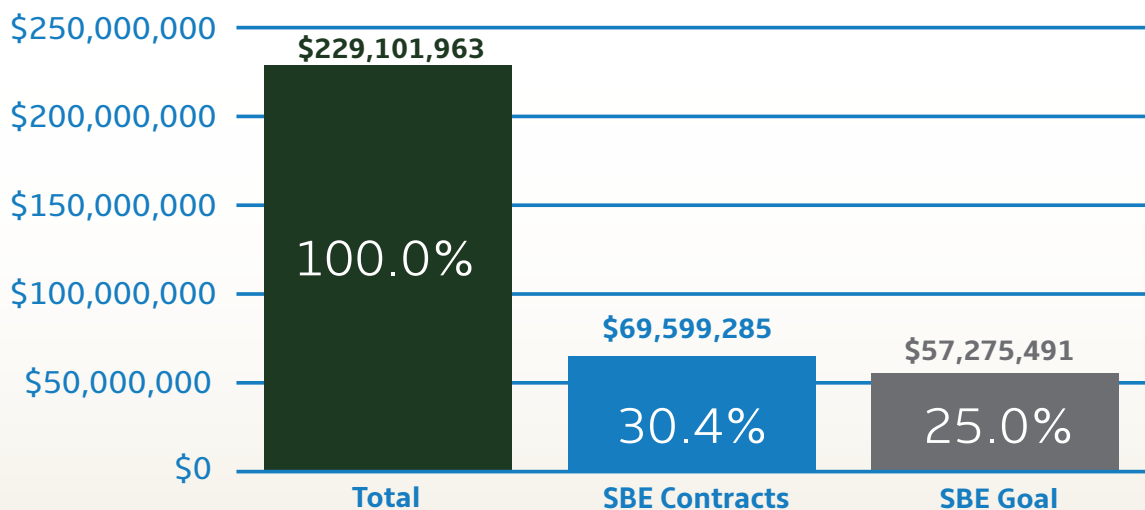
Table continued on page 21

New Milwaukee Arena: Construction Inclusion (Continued)

Table 7 - Continued

SBE, DBE, SDB, OR 8(a) FIRMS	SBE, DBE, SDB or 8(a)	SUBCONTRACTOR TO	SERVICE PERFORMED	CONTRACT AMOUNT	AMOUNT PAID THROUGH 06/30/17
Thomas A Mason Company, Inc.	SBE	Merrill Iron & Steel, Inc. / JP Cullen & Sons, Inc.	Touch-Up/Paint	\$ 210,742	\$ -
Thomas A Mason Company, Inc.	SBE	Wall-Tech, Inc.	Drywall, Taping and Finishing	\$ 1,550,000	\$ -
Tremmel-Anderson Trucking LLC	S/DBE	Veit & Company, Inc.	Trucking/Disposal	\$ 55,178	\$ 55,178
Tremmel-Anderson Trucking LLC	S/DBE	Rams Contracting, LTD.	Trucking	\$ 382,633	\$ 382,633
Wards Welding & Fabrication, Inc.	SBE	Merrill Iron & Steel	Material Supply	\$ 1,436,831	\$ 1,436,831
To Be Determined				\$ 5,523,483	
TOTAL INCLUSION				\$ 69,599,285	\$ 16,038,478
INCLUSION AS A % OF CONSTRUCTION COSTS SUBJECT TO INCLUSION				30.4%	
INCLUSION AS A % OF CONSTRUCTION PAYMENTS MADE				23.2%	
CONSTRUCTION COST SUBJECT TO INCLUSION				\$ 229,101,963	
CONSTRUCTION PAYMENTS				\$ 69,164,481	

New Milwaukee Arena Construction SBE Inclusion



Block 7 Parking Structure: Construction Inclusion

Table 8 - Block 7 Parking Structure: Construction Inclusion through June 30, 2017

SBE, DBE, SDB, OR 8(a) FIRMS	SBE, DBE, SDB or 8(a)	SUBCONTRACTOR TO	SERVICE PERFORMED	CONTRACT AMOUNT	AMOUNT PAID THROUGH 06/30/17
3G Trucking, LLC	DBE	Lake Edge Logistics, LLC	Trucking	\$ 6,800	\$ 1,900
Best Erectors, Inc.	DBE	Klein Dickert Milwaukee, Inc.	Curtain WallErection	\$ 205,085	\$ -
Best Erectors, Inc.	DBE	Midwest Stairs & Iron, Inc.	Barrier Cables	\$ 116,300	\$ -
Best Erectors, Inc.	DBE	Midwest Stairs & Iron, Inc.	Metal Panels	\$ 327,928	\$ -
Choice Construction Companies, Inc.	S/DBE	C. G. Schmidt, Inc.	Reinforcing Steel	\$ 2,288,586	\$ 1,349,440
Choice Construction Companies, Inc.	S/DBE	J. H. Findorff & Son Inc.	Reinforcing Steel	\$ 195,665	\$ 174,509
Con-Cor Company, Inc.	SBE	Edgerton Contractors, Inc.	Roadway Saw Cut	\$ 450	\$ -
Dairyland Energy Solutions	S/DBE	Staff Electric Co., Inc.	Structured Cable	\$ 28,500	\$ -
Duwe Metal Products, Inc.	DBE	J. H. Findorff & Son Inc.	Structural & Misc. Metals	\$ 473,905	\$ 67,500
EFH Trucking LLC	DBE	Lake Edge Logistics, LLC	Trucking & Tipping Fees	\$ 317,024	\$ 317,024
Express Insulation, Inc.	DBE	J. F. Ahern Co.	HVAC Insulation	\$ 115,060	\$ -
Express Insulation, Inc.	DBE	J. F. Ahern Co.	Fire Protection Insulation	\$ 8,475	\$ -
Express Insulation, Inc.	DBE	J. F. Ahern Co.	Plumbing Insulation	\$ 46,000	\$ -
Hard Rock Sawing & Drilling Specialist Company	S/DBE	C.G. Schmidt, Inc.	Sawing Cutting	\$ 3,500	\$ -
Hard Rock Sawing & Drilling Specialist Company	S/DBE	J. H. Findorff & Son Inc.	Wall Sawing	\$ 2,205	\$ 1,985
Harkinson Consulting LLC	DBE	J. H. Findorff & Son Inc.	Labor Compliance Services	\$ 66,792	\$ 45,330
Heider & Bott Company	DBE	Bohmann & Vick, Inc.	Material Supplier	\$ 34,000	\$ 29,185
Hetzel San-Filippo, Inc.	DBE	J. H. Findorff & Son Inc.	Drywall	\$ 123,313	\$ -
Hiram Power Electric, LLC	S/DBE	Lemberg Electric Company, Inc.	Electrical Materials	\$ 314,500	\$ -
Hurt Electric Inc.	S/DBE	Uihlein Electric Co., Inc.	Electrical	\$ 40,000	\$ 25,591
HVA Products, Inc.	DBE	J. F. Ahern Co.	HVAC Equipment	\$ 40,380	\$ -
HVA Products, Inc.	DBE	J. F. Ahern Co.	Controls	\$ 26,650	\$ -
JCP Construction LLC	S/DBE	J. H. Findorff & Son Inc.	General Trades/ Carpentry	\$ 162,616	\$ 18,970
KMI Construction LLC	SBE	J. H. Findorff & Son Inc.	Masonry	\$ 1,446,705	\$ 699,564
LF Green Development, LLC	S/DBE	Michels Corporation	Construction Staking	\$ 3,823	\$ 3,823

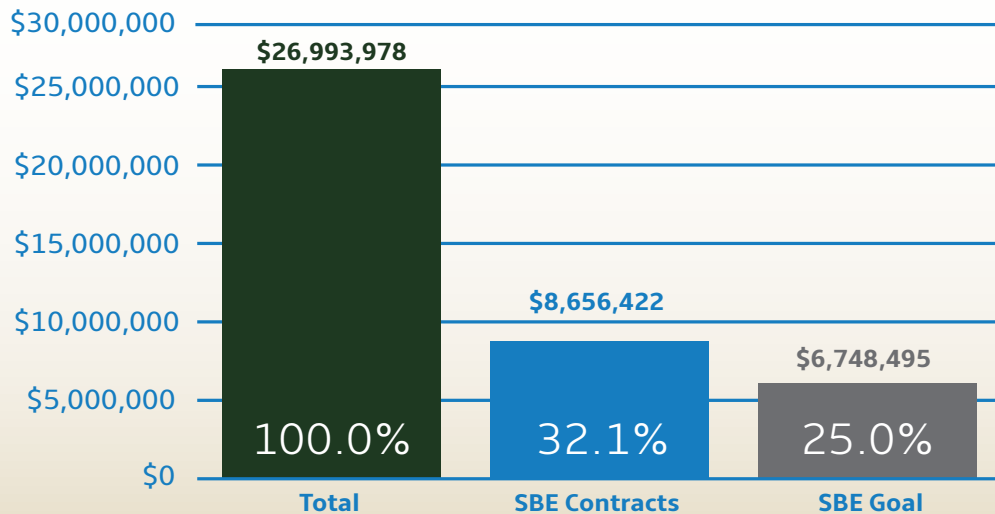
Table continued on page 24

Block 7 Parking Structure: Construction Inclusion (Continued)

Table 8 - Continued

SBE, DBE, SDB, OR 8(a) FIRMS	SBE, DBE, SDB or 8(a)	SUBCONTRACTOR TO	SERVICE PERFORMED	CONTRACT AMOUNT	AMOUNT PAID THROUGH 06/30/17
Marek Landscaping, LLC	DBE	Edgerton Contractors, Inc.	Erosion Control	\$ 4,784	\$ 2,881
Nuvo Construction Company, Inc.	S/DBE	Michels Corporation	Pile Material Supplier	\$ 314,680	\$ 263,729
Price and Sons, Incorporated	S/DBE	J. F. Ahern Co.	Plumbing Material Supplier	\$ 44,236	\$ -
Rams Contracting, LTD.	DBE	Bohmann & Vick, Inc.	Trucking	\$ 10,000	\$ -
Renegade Trucking, LLC	SBE	Lake Edge Logistics, LLC	Trucking	\$ 9,600	\$ 708
Sanchez Painting Contractors, Inc.	SBE	J. H. Findorff & Son Inc.	Painting	\$ 82,124	\$ -
Sirrah Construction and Company LLC	SBE	Stark Pavement Corporation	Concrete Curb & Gutter	\$ 15,900	\$ -
Sonag Ready Mix, LLC	SBE	C. G. Schmidt, Inc.	Ready Mix Concrete	\$ 1,499,679	\$ 1,457,039
Sonag Ready Mix, LLC	SBE	Michels Corporation	Ready Mix Concrete	\$ 40,950	\$ 31,462
Sonag Ready Mix, LLC	SBE	J. H. Findorff & Son Inc.	Ready Mix Concrete	\$ 202,455	\$ 202,455
Sonag Ready Mix, LLC	SBE	Stark Pavement Corporation	Ready Mix Concrete	\$ 32,000	\$ -
South Star, Inc.	S/DBE	Lake Edge Logistics, LLC	Trucking	\$ 5,752	\$ 5,752
TOTAL INCLUSION				\$ 8,656,422	\$ 4,698,847
INCLUSION AS A % OF CONSTRUCTION COST SUBJECT TO INCLUSION				32.1%	
INCLUSION AS A % OF CONSTRUCTION PAYMENTS MADE				30.0%	
CONSTRUCTION COST SUBJECT TO INCLUSION				\$ 26,993,978	
CONSTRUCTION PAYMENTS				\$ 15,672,736	

Block 7 Parking Structure Construction SBE Inclusion

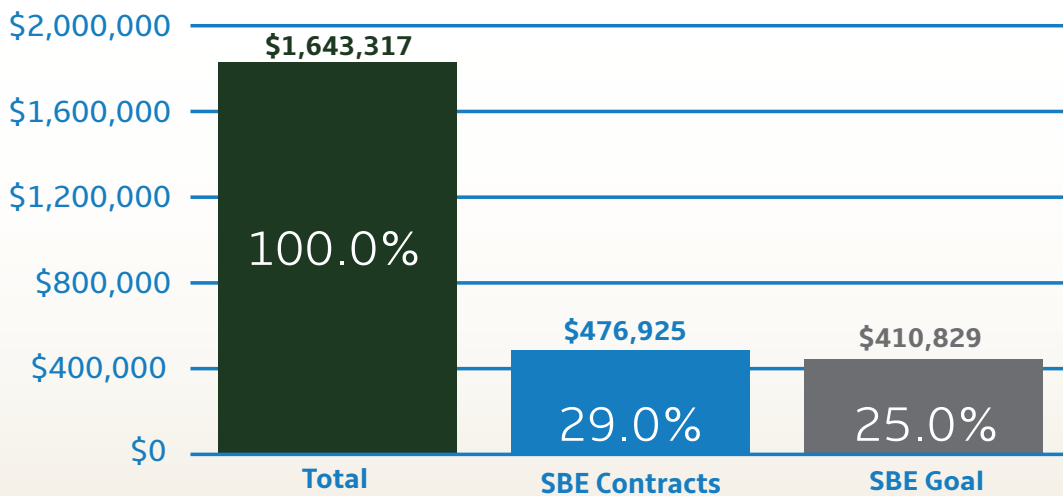


Public Plaza & Live Block Plaza: Construction Inclusion

Table 9 - Public Plaza & Live Block Plaza: Construction Inclusion through June 30, 2017

SBE, DBE, SDB, OR 8(a) FIRMS	SBE, DBE, SDB or 8(a)	SUBCONTRACTOR TO	SERVICE PERFORMED	CONTRACT AMOUNT	AMOUNT PAID THROUGH 06/30/17
Arteaga Construction, Inc.	SBE	Veit & Company, Inc.	Crane Rigging & Lifting Services	\$ 192,748	\$ 192,748
Autumn Trucking, Inc.	SBE	Veit & Company, Inc.	Trucking/Fuel Delivery	\$ 35,932	\$ 35,932
Flores Contractors, Inc.	DBE	Veit & Company, Inc.	Erosion Control Measures	\$ 2,006	\$ 2,006
Hard Rock Sawing & Drilling Specialists Company	SBE	Veit & Company, Inc.	Saw Cutting/Core Drilling	\$ 40,235	\$ 40,235
Tremmel-Anderson Trucking LLC	S/DBE	Veit & Company, Inc.	Trucking	\$ 206,004	\$ 206,004
TOTAL INCLUSION				\$ 476,925	\$ 476,925
INCLUSION AS A % OF CONSTRUCTION COST SUBJECT TO INCLUSION				29.0%	
INCLUSION AS A % OF CONSTRUCTION PAYMENTS MADE				30.1%	
CONSTRUCTION COST SUBJECT TO INCLUSION				\$ 1,643,317	
CONSTRUCTION PAYMENTS					\$ 1,585,522

Public Plaza & Live Block Plaza Construction SBE Inclusion



KEEPING THE GOAL WITHIN REACH

Best Erectors, Inc.

"Treat your employees how you'd want to be treated, and never forget where you came from. Without the little guys, nothing would get done."



Jennifer Podevels, President & Owner
Best Erectors, Inc.

Current president and owner of Best Erectors, Inc., Jennifer Podevels, purchased the company from her father in 2010. The firm specializes in structural steel erection, including curtain wall, miscellaneous metals, safety glow, railings, and more. The skilled team of 37 employees has made their mark on several notable projects throughout the Milwaukee area, including the Potawatomi Casino hotel, The Medical College of Wisconsin, as well as the new Northwestern Mutual building and Westin Hotel. While most of their work lies in the Greater Milwaukee region, they have also lent their expertise on projects in Madison, WI. Best Erectors is proud to participate in the Bucks Arena and Block 7 Parking Structure projects, tasked with constructing the stairs in the Arena, and installing the stairs and curtain wall for the Block 7 Parking Structure. It comes as no surprise that a project of this magnitude requires a great deal of coordination and flexibility. Jennifer shares, "One of the biggest challenges is definitely adapting to constantly changing schedules." The significance of the opportunity to work on the Bucks Arena projects is not lost on Jennifer, who believes that these jobs have helped her as the owner of an SBE and WBE firm get its name out there and expand their knowledge beyond their specialty of curtain wall. This goal is within reach, thanks to her dependable crew. "Without my workers, we just wouldn't be Best Erectors. They are always reliable and take care of problems immediately," Jennifer shares. These characteristics help the team to stand out on the job site, and contribute to their continued growth and success. Jennifer strongly believes that the key to being a good leader is viewing yourself as equal to all employees, and advises new business owners to do the same. "Treat your employees how you'd want to be treated, and never forget where you came from. Without the little guys, nothing would get done."

DEDICATED TO THE PRINCIPLES

KMI Construction LLC



Mary Kinatader, President - KMI Construction, LLC

"I hope to keep our positive reputation, and am confident that we'll be viewed as a superior contractor."

In 2011, Mary Kinatader, President of KMI Construction LLC, started the company believing that the construction industry lacked valuable female in leadership roles. Today, the masonry firm boasts an average of 30 employees. KMI Construction has participated in several high-profile projects in the Greater Milwaukee Area, including the Northwestern Mutual Tower and Commons, Miller Park, and MATC.

The team at KMI Construction is currently lending its expertise on the Block 7 Parking Structure Project, performing block work and installing precast exterior panels. Of the opportunity to work on this major project, Mary shares that though a project of this size comes with many requirements and increased manpower, her team has had a positive experience: "We want to give the Bucks great products, and hope to provide excellent quality services."

Mary takes pride in the fact that her team at KMI Construction has been able to continuously hit their goals, despite the challenges. She is hopeful that their participation on this

significant project will lead to future work opportunities for her firm, stating, "I hope to keep our positive reputation, and am confident that we'll be viewed as a superior contractor."

When asked what sets her firm and employees apart from the competition, Mary says that their skill level is unmatched by other masonry companies due to their team of seasoned and experienced masons. "Our employees do a great job and pride themselves on giving a quality product at every jobsite. Further, we always deliver within the set timeframe."

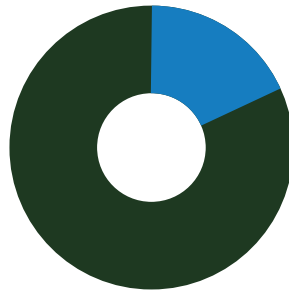
The success KMI Construction has had since its inception can be attributed to the dedication Mary has to a clear set of principles from which she abides by. She recommends that new firms "don't take on more than they can handle. Don't take on a large contract and think you can hire just anyone to meet requirements." Instead, it is important to be selective in the employees you hire, and move through the process slowly and thoroughly. "Don't try to be big overnight!"

New Milwaukee Arena: RPP Inclusion

Table 10 - New Milwaukee Arena: RPP Inclusion through June 30, 2017

Total Construction Hours	456,863.1
RPP Target Based on Total Hours (multiplied by 40%)	182,745.2
RPP Requirement	40.0%
Total RPP Hours	188,643.5
Monitoring Above (Below) Goal	5,898.3
RPP Percentage (Total RPP Construction Hours/Total Construction Hours Worked)	41.3%

New Milwaukee Arena Residents Preference Program (RPP) Inclusion



- **41.3% RPP Inclusion**
188,643.5 Total RPP Hours
- **58.7% Non-RPP Inclusion**
268,219.6 Total Non- RPP Hours
- 456,863.1 Total Workforce Hours

Table 11 - New Milwaukee Arena: RPP Inclusion (excluding Non-Wisconsin residents) through June 30, 2017

Total Construction Hours	456,863.1
Less Hours Worked by Non-Wisconsin Residents	15,732.3
Construction Hours Worked by Wisconsin Residents Only	441,130.9
RPP Hours	188,643.5
RPP Inclusion Percentage (Excluding non-Wisconsin residents)	42.8%

Milwaukee Code of Ordinances (MCO) Section 355-7(1)(a) notes that for the purpose of calculating RPP participation "...worker hours'... excludes the number of hours of work performed by all non-Wisconsin residents."

New Milwaukee Arena: RPP Inclusion

Table 12 - New Milwaukee Arena: RPP Inclusion by Contractor through June 30, 2017

CONTRACTOR	SUBCONTRACTOR TO	SERVICE PERFORMED	WORKFORCE HOURS	RPP Inclusion HOURS
M. A. Mortenson Company	General Contractor	Concrete	85,040.0	37,195.5
Arteaga Construction, Inc.	Langer Roofing & Sheet Metal, Inc. Inc.	Masonry	646.5	319.0
Arteaga Construction, Inc.	M. A. Mortenson Company	Masonry	20,204.5	8,363.0
Balestrieri Environmental & Development, Inc.	Veit & Company, Inc.	Hazardous Material Remediation	68.0	34.0
Best Erectors, Inc.	Midwest Stairs & Iron, Inc.	Steel Erection	3,439.0	2,255.0
C.M. Morris Group, Inc.	M. A. Mortenson Company	Sprayed Applied Fireproofing	15,748.0	6,655.5
Chenery Brothers Inc.	M. A. Mortenson Company	Damproofing & Waterproofing	142.0	0.0
Choice Construction Companies, Inc.	JP Cullen & Sons, Inc.	Concr Reinf & PT Installation	9,890.5	4,345.0
Choice Construction Companies, Inc.	Staff Electric Co., Inc.	Concr Reinf & PT Installation	20.5	15.0
Choice Construction Companies, Inc.	Spancrete, Inc.	Concr Reinf & PT Installation	2,808.0	1,342.5
Choice Construction Companies, Inc.	M. A. Mortenson Company	Concr Reinf & PT Installation	14,038.5	5,304.0
Common Links Construction, LLC	M. A. Mortenson Company	Steel/Stud/Drywall	1,183.0	815.0
Construction Supply & Erection, Inc.	M. A. Mortenson Company	Erection	91.0	0.0
Crowley Construction Corporation	Rams Contracting, LTD.	Pavement Marking	16.5	5.5
D.F. Tomasini Contractors, Inc.	Staff Electric Co., Inc./ Rams Contracting LTD.	Site Utilities	4,826.5	890.0
Dawes Rigging & Crane Rental, Inc.	Choice Construction Companies Inc.	Rigging/Erecting	433.0	0.0
Dawes Rigging & Crane Rental, Inc.	JP Cullen & Sons, Inc.	Rigging/Erecting	846.8	0.0
Dawes Rigging & Crane Rental, Inc.	Midwest Stairs & Iron, Inc.	Rigging/Erecting	220.5	0.0
Dawes Rigging & Crane Rental, Inc.	Wall-Tech, Inc., Inc.	Rigging/Erecting	521.5	0.0
Deangelis Construction LLC	Rams Contracting, LTD.	Concrete	394.0	257.5
Doral Corporation	Staff Electric Co., Inc.	Electrical	35.0	9.0
Duwe Metal Products, Inc.	JP Cullen & Sons, Inc.	Structural Fabrication	11,779.0	8,531.5
Egan Company	M. A. Mortenson Company	Aluminum Entrances, Storefront	2,211.3	817.3
Express Insulation, Inc.	Hooper Corporation	Insulation	4,687.5	2,097.5
Gateway Concrete Forming Systems, Inc.	M. A. Mortenson Company	Concrete Shoring	226.0	0.0

Table continued on page 30

New Milwaukee Arena: RPP Inclusion (Continued)

Table 12 - Continued

CONTRACTOR	SUBCONTRACTOR TO	SERVICE PERFORMED	WORKFORCE HOURS	RPP Inclusion HOURS
Grunau Company, Inc.	M. A. Mortenson Company	HVAC	26,913.7	12,651.2
Hard Rock Sawing & Drilling Specialists Company	Spancrete, Inc.	Concrete Saw Cutting	20.5	0.0
Hetzel-Sanfilippo, Inc.	Langer Roofing & Sheet Metal, Inc. Inc.	Gypsum Wallboard	620.5	225.5
Hooper Corporation	M. A. Mortenson Company	Plumbing	27,071.0	9,092.5
Hurt Electric, Inc.	Staff Electric Co., Inc.	Electrical	885.5	565.5
Ideal Crane Rental, Inc.	Langer Roofing & Sheet Metal, Inc. Inc.	Crane Rental	463.3	0.0
Ideal Crane Rental, Inc.	Grunau Company, Inc.	Crane Rental	3.0	0.0
International Erectors, Inc.	Spancrete, Inc.	Steel Erection	2,652.5	0.0
JCP Construction LLC	JP Cullen & Sons, Inc.	Install Portion of Acoustical Ceilings	117.5	81.0
JCP Construction LLC	M. A. Mortenson Company	Install Portion of Acoustical Ceilings	7,530.5	4,003.5
JCP Construction LLC	Wall-Tech, Inc., Inc.	Install Portion of Acoustical Ceilings	362.0	56.0
JP Cullen & Sons, Inc.	Merrill Iron & Steel, Inc.	Steel Fabrication	46,509.0	15,406.0
Kone, Inc.	M. A. Mortenson Company	Elevators	607.0	0.0
Langer Roofing & Sheet Metal, Inc. Inc.	M. A. Mortenson Company	Roofing	3,258.8	132.5
Metropolitan Mechanical Contractors, Inc.	Grunau Company, Inc.	General Contracting	1,340.0	0.0
MG McGrath, Inc.	M. A. Mortenson Company	Metal Roof and Wall Panels	7,710.0	3,025.0
Michels Corporation	Rams Contracting, LTD.	Site Remediation, Piles Caissons	473.0	189.0
Michels Corporation	M. A. Mortenson Company	Dynamic Compaction and Deep Foundations/Piles	7,245.0	2,904.5
Mid State Traffic Control, Inc.	M. A. Mortenson Company	Traffic Control	4.0	0.0
Mortl Restoration, Inc.	Spancrete, Inc.	Restoration	3,486.5	448.0
Northway Fence, Inc.	M. A. Mortenson Company	Temporary Fence/ Installation	128.0	0.0
P.L. Freeman Co.	Grunau Company, Inc.	Plumbing/HVAC	2,084.5	937.0
P.L. Freeman Co.	Hooper Corporation	Plumbing/HVAC	283.0	283.0
P.L. Freeman Co.	Langer Roofing & Sheet Metal, Inc. Inc.	Plumbing/HVAC	275.0	275.0
Payne & Dolan, Inc.	Rams Contracting, LTD.	Earthwork/Site Utilities	147.3	11.0

Table continued on page 31

New Milwaukee Arena: RPP Inclusion

Table 12 - Continued

CONTRACTOR	SUBCONTRACTOR TO	SERVICE PERFORMED	WORKFORCE HOURS	RPP Inclusion HOURS
Pieper Electric, Inc. dba Pro Lightning Protection	Staff Electric Co., Inc.	Electrical	107.0	0.0
PJ's Trucking, LLC	D.F. Tomasini Contractors, Inc.	Trucking	125.3	0.0
Price Erecting	Grunau Company, Inc.	Steel Erection	833.0	0.0
Price Erecting	JP Cullen & Sons, Inc.	Rigging/Erecting	2,843.0	0.0
Rams Contracting, LTD.	M. A. Mortenson Company	Earthwork/Site Utilities	11,317.3	4,551.3
Rockwell Mechanical	Grunau Company, Inc.	HVAC	232.0	0.0
Sid Sealants LLC	Arteaga Construction, Inc.	Caulking/Waterproofing	444.0	0.0
Sid Sealants LLC	Wall-Tech, Inc., Inc.	Caulking/Waterproofing	706.0	20.5
Sonag Company, Inc.	Common Links Construction, LLC	Concrete Pouring	216.0	216.0
Sopinski Trenching & Excavating, LLC	Staff Electric Co., Inc.	Excavating	1,380.5	0.0
South Star, Inc.	Rams Contracting, LTD.	Trucking	776.5	370.8
Staff Electric Co., Inc.	Johnson Controls, Inc.	Electrical	8,031.0	4,506.0
Staff Electric Co., Inc.	M. A. Mortenson Company	Electrical	43,865.0	29,183.8
Theresa Tremmel Trucking, LLC	Rams Contracting, LTD.	Trucking	2,933.3	2,289.0
Thomas A. Mason Company, Inc.	M. A. Mortenson Company	Painting/Flooring	353.0	109.0
Thomas A. Mason Company, Inc.	Grunau Company, Inc.	Painting/Flooring	109.0	0.0
Thomas A. Mason Company, Inc.	JP Cullen & Sons, Inc.	Painting/Flooring	344.5	27.5
Tremmel - Anderson Trucking, LLC	Veit & Company, Inc.	Trucking	47.8	30.5
Uihlein Electric Co., Inc.	Johnson Controls, Inc.	Electrical	999.5	0.0
United Construction & Fence LLC	Northway Fence, Inc.	Temporary Fence/ Installation	577.5	577.5
United States Alliance Fire Protection Inc.	D.F. Tomasini Contractors, Inc.	Fire Protection	5,642.0	3,011.5
Veit & Company, Inc.	M. A. Mortenson Company	Demolition/Abatement	358.0	301.5
Wall-Tech, Inc., Inc.	M. A. Mortenson Company	Structural & Metal Stud Framing	54,914.3	13,910.8
TOTAL WORKFORCE HOURS			456,863.1	188,643.5
RPP PERCENTAGE REQUIREMENT			40.0%	
RPP PERCENTAGE TO DATE			41.3%	

New Milwaukee Arena: RPP Inclusion by Zip Code & Trade

Table 13 - New Milwaukee Arena: RPP Inclusion by Zip Code & Trade

TRADE	# OF RPP WORKERS	ZIP CODE	TOTAL RPP HOURS THROUGH 06/30/17
Acoustic Ceiling Tile Installer	1	53207	32.0
	1	53210	619.0
	1	53214	69.0
	1	53215	96.5
	1	53216	79.0
	1	53223	614.0
Bricklayer	1	53204	689.0
	1	53207	742.5
	1	53210	632.5
	1	53216	787.5
	1	53219	16.0
	1	53221	877.5
	1	53233	260.0
Carpenter	3	53204	1,146.0
	3	53206	1,722.8
	4	53207	1,856.0
	1	53208	1,759.5
	7	53209	2,966.0
	1	53210	120.0
	2	53212	910.0
	8	53215	2,641.0
	1	53216	1,585.0
	4	53218	1,783.5
	3	53219	2,427.5
	4	53220	1,216.3
	8	53221	2,979.5
2	53222	1,395.8	

Table continued on page 33

New Milwaukee Arena: RPP Inclusion by Zip Code & Trade (Continued)

Table 13 - Continued

TRADE	# OF RPP WORKERS	ZIP CODE	TOTAL RPP HOURS THROUGH 06/30/17
Carpenter	2	53223	2,172.0
	1	53225	50.5
	1	53227	667.5
	1	53228	1,030.0
	1	53233	632.0
Cement Finisher	1	53205	579.5
	2	53207	752.5
	1	53209	21.0
	2	53216	1,513.5
	1	53218	536.0
	1	53219	21.5
	1	53223	727.0
	1	53224	13.0
Drywall Taper	2	53204	674.5
	3	53215	658.0
Electrician	2	53202	849.0
	4	53204	1,097.8
	3	53205	1,702.5
	2	53206	392.5
	9	53207	4,324.5
	3	53208	884.0
	2	53209	904.5
	4	53210	1,907.0
	1	53211	270.8
	2	53212	419.5
	5	53215	2,100.0
4	53216	1,637.5	

Table continued on page 34

New Milwaukee Arena: RPP Inclusion by Zip Code & Trade (Continued)

Table 13 - Continued

TRADE	# OF RPP WORKERS	ZIP CODE	TOTAL RPP HOURS THROUGH 06/30/17
Electrician	3	53218	3,774.5
	7	53219	2,532.3
	7	53220	5,982.0
	7	53221	2,741.3
	3	53222	1,294.5
	1	53223	268.0
	1	53224	264.8
	1	53225	662.0
Fence Erector	2	53204	264.5
	2	53215	148.5
	1	53220	164.5
Fire Sprinkler Fitter	1	53208	621.5
	1	53212	410.0
	1	53214	593.0
	1	53225	670.0
Glazier	1	53219	150.0
	1	53233	176.0
Heat or Frost Insulator	2	53215	592.0
	1	53216	516.0
	1	53219	12.5
	1	53221	395.5
	2	53227	581.5
Heavy Equipment Operator	1	53210	132.5
	2	53215	1,436.5
	1	53218	617.3
	4	53219	1,179.5
	1	53224	894.0

Table continued on page 35

New Milwaukee Arena: RPP Inclusion by Zip Code & Trade (Continued)

Table 13 - Continued

TRADE	# OF RPP WORKERS	ZIP CODE	TOTAL RPP HOURS THROUGH 06/30/17
Ironworker	1	53202	450.0
	1	53203	1,174.0
	3	53204	1,553.5
	4	53206	1,112.5
	3	53207	1,453.5
	7	53208	2,859.0
	3	53210	987.5
	2	53211	2,253.0
	5	53212	2,387.5
	1	53213	819.5
	12	53215	4,643.0
	1	53216	878.5
	5	53219	1,219.0
	1	53220	17.5
	4	53221	971.8
	2	53222	152.0
	1	53223	979.0
	1	53224	132.0
	4	53225	1,981.5
	1	53227	252.5
2	53228	1,278.0	
Laborer	5	53204	1,702.0
	1	53206	817.0
	6	53207	1,538.0
	2	53208	1,347.0
	6	53209	4,737.0
	2	53210	769.0

Table continued on page 36

New Milwaukee Arena: RPP Inclusion by Zip Code & Trade (Continued)

Table 13 - Continued

TRADE	# OF RPP WORKERS	ZIP CODE	TOTAL RPP HOURS THROUGH 06/30/17
Laborer	3	53211	643.5
	8	53212	6,561.0
	1	53213	1,979.5
	2	53214	319.0
	13	53215	4,178.0
	7	53216	3,162.5
	5	53218	4,928.5
	3	53219	2,082.0
	4	53220	1,431.0
	3	53221	1,506.0
	1	53222	239.5
	1	53224	8.5
	4	53225	3,587.5
	1	53228	732.0
	2	53233	332.5
Painter	1	53208	2.0
	1	53214	27.5
	1	53224	107.0
Piledriver	1	53206	143.0
	1	53216	183.0
Plasterer	1	53225	180.0
Plumber	1	53208	544.0
	2	53209	1,644.5
	4	53210	4,159.0
	1	53211	296.0
	1	53215	733.0
	2	53218	620.0

Table continued on page 37

New Milwaukee Arena: RPP Inclusion by Zip Code & Trade (Continued)

Table 13 - Continued

TRADE	# OF RPP WORKERS	ZIP CODE	TOTAL RPP HOURS THROUGH 06/30/17
Plumber	1	53219	588.5
	1	53225	375.0
Project Engineer	3	53211	1,616.0
	1	53212	347.5
Roofer	1	53207	9.5
	1	53209	153.5
	1	53210	244.5
Sheet Metal Worker	1	53202	261.0
	1	53207	548.5
	2	53208	478.8
	1	53209	326.5
	2	53212	267.8
	1	53215	658.0
	2	53218	1,173.8
	1	53219	235.0
	3	53220	1,733.8
	2	53221	773.8
	1	53222	741.0
	1	53223	81.5
	1	53224	46.5
	1	53225	525.0
Steamfitter	1	53227	232.0
	1	53228	558.5
	1	53207	487.0
	1	53209	468.0
	2	53210	287.5
	1	53212	239.0

Table continued on page 38

New Milwaukee Arena: RPP Inclusion by Zip Code & Trade (Continued)

Table 13 - Continued

TRADE	# OF RPP WORKERS	ZIP CODE	TOTAL RPP HOURS THROUGH 06/30/17
Steamfitter	2	53213	1,969.5
	1	53214	19.5
	2	53219	813.0
	3	53221	989.5
	1	53223	371.5
	1	53224	344.5
	1	53225	429.5
	1	53227	679.5
	1	53228	549.5
Teledata Installer	1	53214	17.0
	1	53215	8.5
	1	53221	221.0
Tuckpointer	2	53215	300.0
	1	53216	168.5
Truck Driver	2	53204	46.3
	2	53205	154.3
	3	53206	42.0
	2	53207	461.5
	2	53208	35.8
	10	53209	366.5
	5	53210	1,411.8
	1	53211	36.5
	2	53212	57.5
	8	53215	310.5
	6	53216	856.8
7	53218	185.0	
3	53219	150.3	

Table continued on page 39

New Milwaukee Arena: RPP Inclusion by Zip Code & Trade (Continued)

Table 13 - Continued

TRADE	# OF RPP WORKERS	ZIP CODE	TOTAL RPP HOURS THROUGH 06/30/17
Truck Driver	1	53220	28.8
	3	53221	21.5
	3	53222	906.0
	3	53223	129.3
	1	53224	21.8
	6	53225	653.0
	469	TOTAL	188,643.5

Compliance monitor interviewing worker.



BUILDING WITH A PURPOSE

Higinio Gallegos - Plumber's Apprentice - Hooper Corporation



"Dude, this is fantastic, I've been here [in Milwaukee] all my life and I can now say with pride that I worked on the Bucks Arena."

"I always wanted to get into construction, but I didn't know what I had to do to get in." This phrase is often spoken by those who have construction employment aspirations.

Higinio Gallegos echoed this sentiment. He explained he has wanted to get into construction since he graduated high school. He wasn't sure how to become a tradesman, and needed employment to sustain himself, so he began working as a machinist spinning metal for a living.

He never let the thought of being a tradesman leave his mind. Through speaking with friends and former co-workers, he was able to piece together a path to a new career. Higinio exclaimed, "I love my job, and not just because of the pay and the benefits! I get to build stuff that will be around for a long time!"

Higinio has been an apprentice for a year. He has only been RPP Certified since March 2017. He admitted he did not know about or need the program until he was laid off in late January 2017. While unemployed, his union suggested he get RPP Certified. One week following certification, he received his current assignment as a plumber for Hooper on the Arena project.

"I want this to be my future. I wouldn't mind training plumbers or working with the union." And with a smile on his face he finished his statement, "Dude, this is fantastic, I've been here (in Milwaukee) all my life and I can now say with pride that I worked on the Bucks Arena".

GROOMING A FAMILY IN CONSTRUCTION

Anthony Thomas - Laborer Journeyman - M. A. Mortenson Company



"We live here, we work here, and we should have jobs here"



Being in the construction field for the last thirty-three years, Anthony Thomas has seen the ins and outs of the industry. Before starting his career as a laborer, Anthony worked as a chef and also drove semi-trucks. He decided to go back to school and take up bricklayer/cement masonry, which he fell in love with. The work took a physical toll, leading him to later change his trade to laborer. "I love what I do," he says, "I made the right career choice by getting into construction."

Being a single father gives Anthony the motivation to work hard. He has been a great influence on his children and now has three daughters and a grandson involved in the construction trades/apprenticeship program. "This field gives you a comfortable living and I want my kids to have the same," Anthony said.

When Anthony was laid off from a previous job, he went to a town hall meeting and met with Bucks Senior Vice President Alex Lasry with hopes of getting work on the Milwaukee Bucks projects. "I refused to leave without selling myself," Anthony stated. He landed the job, first working on the Parking Structure project and now on the New Arena project. "I'm happy I'm here... its one big team, and it's a family affair." Anthony now speaks at town hall meetings urging others to consider the many job opportunities. "I always make time to talk to young people about construction as a career," he says.

Anthony's expertise has helped him land work on a number of high profile projects in the area, including the Hone Bridge and the Northwestern Mutual Tower & Commons. "This is history in the making," Anthony said. He plans to continue to work for M. A. Mortenson Company for the next four years and says, "I then can retire with a smile."

Block 7 Parking Structure: RPP Inclusion

Table 14 - Block 7 Parking Structure: RPP Inclusion through June 30, 2017

Total Construction Hours	118,449.2
RPP Target Based on Total Hours (multiplied by 40%)	47,379.7
RPP Requirement	40.0%
Total RPP Construction Hours	48,957.9
Monitoring Above (Below) Goal	1,578.2
RPP Percentage (Total RPP Construction Hours/Total Construction Hours Worked)	41.3%

Block 7 Parking Structure Residents Preference Program (RPP) Inclusion

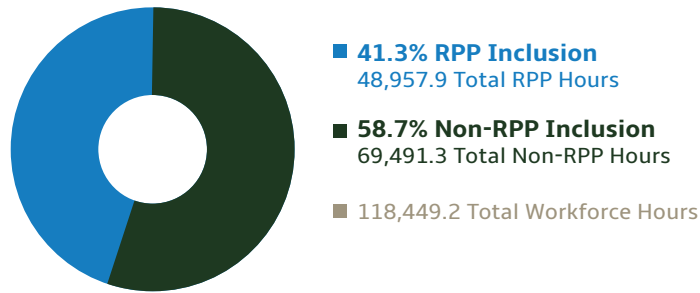


Table 15 - Block 7 Parking Structure: RPP Inclusion (excluding Non-Wisconsin residents) through June 30, 2017

Total Construction Hours	118,449.2
Less Hours Worked by Non-Wisconsin Residents	1,340.5
Construction Hours Worked by Wisconsin Residents Only	117,108.7
RPP Hours	48,957.9
RPP Inclusion Percentage (Excluding Non-Wisconsin residents)	41.8%

Milwaukee Code of Ordinances (MCO) Section 355-7(1)(a) notes that for the purpose of calculating RPP participation "...'worker hours'... excludes the number of hours of work performed by all non-Wisconsin residents."

Block 7 Parking Structure: RPP Inclusion by Contractor

Table 16 - Block 7 Parking Structure: RPP Inclusion by Contractor through June 30, 2017

CONTRACTOR	SUBCONTRACTOR TO	SERVICE PERFORMED	WORKFORCE HOURS	CONSTRUCTION RPP INCLUSION HOURS
J.H. Findorff & Son Inc.	General Contractor	CIP Foundations	8,996.5	3,843.5
3G Trucking, LLC	Lake Edge Logistics, LLC	Trucking	19.0	19.0
Best Erectors, Inc.	Midwest Stairs & Iron, Inc.	Structural Steel	217.0	0.0
Bohmann-Vick, Inc.	J.H. Findorff & Son Inc.	Utilities	484.5	186.5
C.G. Schmidt, Inc.	J.H. Findorff & Son Inc.	CIP Structure	64,951.3	27,827.0
Choice Construction Companies, Inc.	J.H. Findorff & Son Inc.	Install, Reinforcing Steel/ Bridge Work	25,369.0	10,187.5
David's M Trucking LLC	Guin's Trucking LLC	Trucking	7.2	7.2
Dawes Rigging & Crane Rental, Inc.	Grunau Company, Inc.	Crane Rental	58.0	0.0
Duwe Metal Products, Inc.	J.H. Findorff & Son Inc.	Metal Fabricating	702.3	350.5
Earth Augering Service LLC	Lemberg Electric Company, Inc.	Trenching	125.5	0.0
Edgerton Contractors, Inc.	J.H. Findorff & Son Inc.	Earthwork	2,726.3	437.3
EFH Trucking LLC	Lake Edge Logistics, LLC	Trucking	321.2	318.5
Gonzalez E LLC	EFH Trucking LLC	Trucking	378.5	362.4
Guin's Trucking LLC	EFH Trucking LLC	Trucking	22.0	22.0
Hard Rock Sawing & Drilling Specialists Company	C.G. Schmidt, Inc.	Deep Sawing	3.5	0.0
Hurt Electric Inc.	Uihlein Electric Co., Inc.	Underground Electrical	246.5	246.5
HVA Products, Inc.	J.F. Ahern Co.	General Contracting	1.5	0.0
J.F. Ahern Co.	J.H. Findorff & Son Inc.	Plumbing/HVAC/Fire Protection	1,927.0	701.5
J.P. Anthony, Inc.	Uihlein Electric Co., Inc.	Concrete Cutting	6.5	0.0
JCP Construction LLC	J.H. Findorff & Son Inc.	General Contracting	158.0	71.5
Keen Trucking LLC	EFH Trucking LLC	Trucking	3.8	3.8
Klein-Dickert Milwaukee, Inc.	J.H. Findorff & Son Inc.	Glass/Glazing	352.5	95.0
KMI Construction LLC	J.H. Findorff & Son Inc.	Masonry/Precast	6,028.0	2,197.0
Kone, Inc.	J.H. Findorff & Son Inc.	Elevator	187.0	0.0
Lemberg Electric Company, Inc.	J.H. Findorff & Son Inc.	Electrical	1,771.5	1,078.5
Luz Mercado Trucking, Inc.	EFH Trucking LLC	Trucking	235.0	235.0

Table continued on page 44

Block 7 Parking Structure: RPP Inclusion by Contractor

Table 16 - Continued

CONTRACTOR	SUBCONTRACTOR TO	SERVICE PERFORMED	WORKFORCE HOURS	CONSTRUCTION RPP INCLUSION HOURS
MCE Trucking LLC	EFH Trucking LLC	Trucking	15.5	15.5
Michels Corporation	J.H. Findorff & Son Inc.	Piles	1,769.0	673.0
Mortl Restoration, Inc.	KMI Construction LLC	Restoration	8.0	0.0
Potratz Concrete Pumping South, Inc.	C.G. Schmidt, Inc.	Concrete Pumping	220.5	0.0
Pro Therm Insulation, Inc.	KMI Construction LLC	Insulation	15.5	0.0
Renegade Trucking, LLC	Lake Edge Logistics, LLC	Trucking	7.0	7.0
RTA Trucking LLC	EFH Trucking LLC	Trucking	20.3	20.3
South Star, Inc.	Lake Edge Logistics, LLC	Trucking	61.0	52.0
Stark Asphalt Service Inc.	J.H. Findorff & Son Inc.	Asphalt Paving	9.0	0.0
Steve's Trenching Service, Inc.	Uihlein Electric Co., Inc.	Trenching	103.5	0.0
Uihlein Electric Co., Inc.	C.G. Schmidt, Inc.	Underground Electrical	504.0	0.0
Zanders Solutions, LLC	J.H. Findorff & Son Inc.	Waterproofing	49.0	0.0
Zenith Tech, Inc.	Edgerton Contractors, Inc.	Furnish & Install 26 Pipe Piling/ Earth Retention	368.0	0.0
TOTAL WORKFORCE HOURS			118,449.2	48,957.9
RPP PERCENTAGE REQUIREMENT				40.0%
RPP PERCENTAGE TO DATE				41.3%

Block 7 Parking Structure: RPP Inclusion by Zip Code & Trade

Table 17 - Block 7 Parking Structure: RPP Inclusion by Zip Code & Trade

TRADE	# OF RPP WORKERS	ZIP CODE	TOTAL RPP HOURS THROUGH 06/30/17
Bricklayer	1	53204	375.0
	1	53213	230.5
	1	53227	628.0
Carpenter	1	53202	1,228.5
	1	53206	363.0
	2	53207	2,256.0
	1	53209	243.0
	2	53210	1,770.5
	2	53213	2,371.0
	3	53215	2,325.0
	1	53216	806.0
	3	53219	1,116.0
	4	53222	4,854.5
	1	53224	1,425.5
1	53227	1,244.0	
Cement Finisher	1	53207	463.0
	1	53209	884.5
	1	53210	32.0
	2	53219	1,047.5
	1	53224	637.5
Electrician	1	53207	162.5
	1	53210	84.0
	1	53215	887.5
	1	53220	191.0
Glazier	1	53209	87.0
	1	53212	8.0
Heavy Equipment Operator	2	53207	214.5

Table continued on page 46

Block 7 Parking Structure: RPP Inclusion by Zip Code & Trade

Table 17 - Continued

TRADE	# OF RPP WORKERS	ZIP CODE	TOTAL RPP HOURS THROUGH 06/30/17	
Heavy Equipment Operator	1	53224	112.5	
	2	53204	1,035.0	
	2	53206	513.5	
	1	53207	20.0	
	5	53208	1,068.5	
	3	53210	710.5	
	7	53215	2,598.3	
	Ironworker	1	53216	129.5
		2	53219	1,708.0
		3	53221	399.3
1		53222	930.5	
1		53223	123.5	
1		53227	864.0	
1		53233	475.5	
2		53204	252.5	
Laborer	1	53205	30.0	
	2	53207	1,598.0	
	1	53208	816.5	
	2	53209	1,035.5	
	1	53210	18.0	
	1	53211	102.8	
	1	53213	1,573.5	
	3	53215	1,439.0	
	5	53216	1,540.5	
	1	53218	3.0	
	1	53219	205.0	
	1	53223	138.0	

Table continued on page 47

Block 7 Parking Structure: RPP Inclusion by Zip Code & Trade

Table 17 - Continued

TRADE	# OF RPP WORKERS	ZIP CODE	TOTAL RPP HOURS THROUGH 06/30/17
Laborer	1	53224	88.0
	1	53225	241.5
	1	53227	504.5
Piledriver	1	53206	261.5
Plumber	1	53204	259.0
	1	53210	356.0
	1	53225	16.0
Sheet Metal Worker	1	53211	70.5
Tuckpointer	2	53215	410.0
	1	53219	312.0
Truck Driver	2	53204	350.9
	1	53207	3.8
	1	53208	6.8
	3	53210	24.8
	1	53214	15.5
	9	53215	322.2
	1	53216	14.0
	2	53219	278.6
	2	53220	25.0
	1	53221	7.7
	1	53222	7.0
1	53223	6.5	
	128	TOTAL	48,957.9

THE LEGACY STARTS HERE

Edward Williams – RPP Bricklayer Mason - KMI Construction, LLC.



"The Arena will be here for 30-40 years, this is my legacy"



Edward Williams is not new to the construction field. Even though he started working on the parking structure project only two months ago, he has been working as a bricklayer mason for over 19 years for the same employer, KMI Construction, LLC. since he was 22 years old. Edward enjoys working in construction because he sees it as a long-term career. "It's hard work but it has good money," he says.

Williams appreciates the work he does because he likes to see the results. He also referenced that working on a project associated with the Bucks Arena is a big achievement. "I proudly like to drive by and see what I have done across the Milwaukee area," says Williams. Edward knows that this project is something that will last for decades. "The Arena will be here for 30-40 years, this is my legacy," says Williams. "The gratification of telling my kids what I have done is part of my history."

In the future, Williams wants to be a mentor for apprentices and inspire others to join the workforce trades for the same reason he joined; seeing the great accomplishments of his hard work around the City of Milwaukee and having financial stability.

HARD WORK PRODUCES SUCCESS

Jim Kostusak - Electrician - Lemberg Electric



"[it's]cool to work on revitalizing downtown. It's needed it for a while."



Jim Kostusak has spent the last twenty-five years of his life as an electrician with IBEW Local 494. He is just one of many people from Milwaukee contributing to its downtown resurgence. As far as he is concerned, it's "cool to work on revitalizing downtown. It's needed it for a while." He has had multiple opportunities to leave his city behind and refuses.

Jim stated that it's nice to see so many city residents working together to make the city better. He became an RPP participant in 2016 so that he could not only work on projects that positively effect Milwaukee, but "make it so I don't have to travel so far to go to work."

Prior to becoming an Electrician, Jim obtained a Computer Electronics Technical Degree. He used his degree to work as an Electrical Technician, a Maintenance Electrician and a Cable man. When the work dried up in those fields, Jim decided he would try to achieve something more and decided to join Local 494.

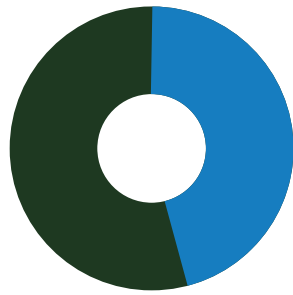
Jim is optimistic about work opportunities going forward. His past work speaks for itself and keeps him continuously employed. He's content with where he is and is always mindful of the future. As he put it, "I'm real good for now, but who knows what next year brings."

Public Plaza & Live Block Plaza: RPP Inclusion

Table 18 - Public Plaza & Live Block Plaza: RPP Inclusion through June 30, 2017

Total Construction Hours	6,500.5
RPP Target Based on Total Hours (multiplied by 40%)	3,067.0
RPP Requirement	40.0%
Total RPP Construction Hours	3,067.0
Monitoring Above (Below) Goal	0.0
RPP Percentage (Total RPP Construction Hours/Total Construction Hours Worked)	47.2%

Public Plaza & Live Block Plaza Total Residents Preference Program (RPP) Inclusion



- **47.2% RPP Inclusion**
3,067.0 Total RPP Hours
- **52.8% Non-RPP Inclusion**
3,433.5 Total Non-RPP Hours
- 6,500.5 Total Workforce Hours

Table 19 - Public Plaza & Live Block Plaza: RPP Inclusion (excluding Non-Wisconsin residents) through June 30, 2017

Total Construction Hours	6,500.5
Less Hours Worked by Non-Wisconsin Residents	-54.8
Construction Hours Worked by Wisconsin Residents Only	6,445.8
RPP Hours	3,067.0
RPP Participation Percentage (Excluding non-Wisconsin residents)	47.6%

Milwaukee Code of Ordinances (MCO) Section 355-7(1)(a) notes that for the purpose of calculating RPP participation "...worker hours'... excludes the number of hours of work performed by all non-Wisconsin residents."

Public Plaza & Live Block Plaza: RPP Inclusion by Contractor

Table 20 - Public Plaza & Live Block Plaza: RPP Inclusion by Contractor through June 30, 2017

CONTRACTOR	SUBCONTRACTOR TO	SERVICE PERFORMED	WORKFORCE HOURS	CONSTRUCTION RPP INCLUSION HOURS
Veit & Company, Inc.	Hunzinger Construction Company	Demolition	4,689.0	2,007.0
Artega Construction, Inc.	Veit & Company, Inc.	Crane Rigging & Lifting Services	817.5	653.0
Flores Contractors, Inc.	Veit & Company, Inc.	Erosion Control	3.0	0.0
Hard Rock Sawing & Drilling Specialist Company	Veit & Company, Inc.	Saw Cutting	271.0	0.0
J&J Contracting of MN, LLC	Veit & Company, Inc.	Environmental Remediation	54.8	0.0
Tremmel - Anderson Trucking, LLC	Veit & Company, Inc.	Trucking	665.3	407.0
TOTAL WORKFORCE HOURS			6,500.5	3,067.0
RPP PERCENTAGE REQUIREMENT			40.0%	
RPP PERCENTAGE TO DATE			47.2%	

Carpenter working on the Milwaukee Arena site.

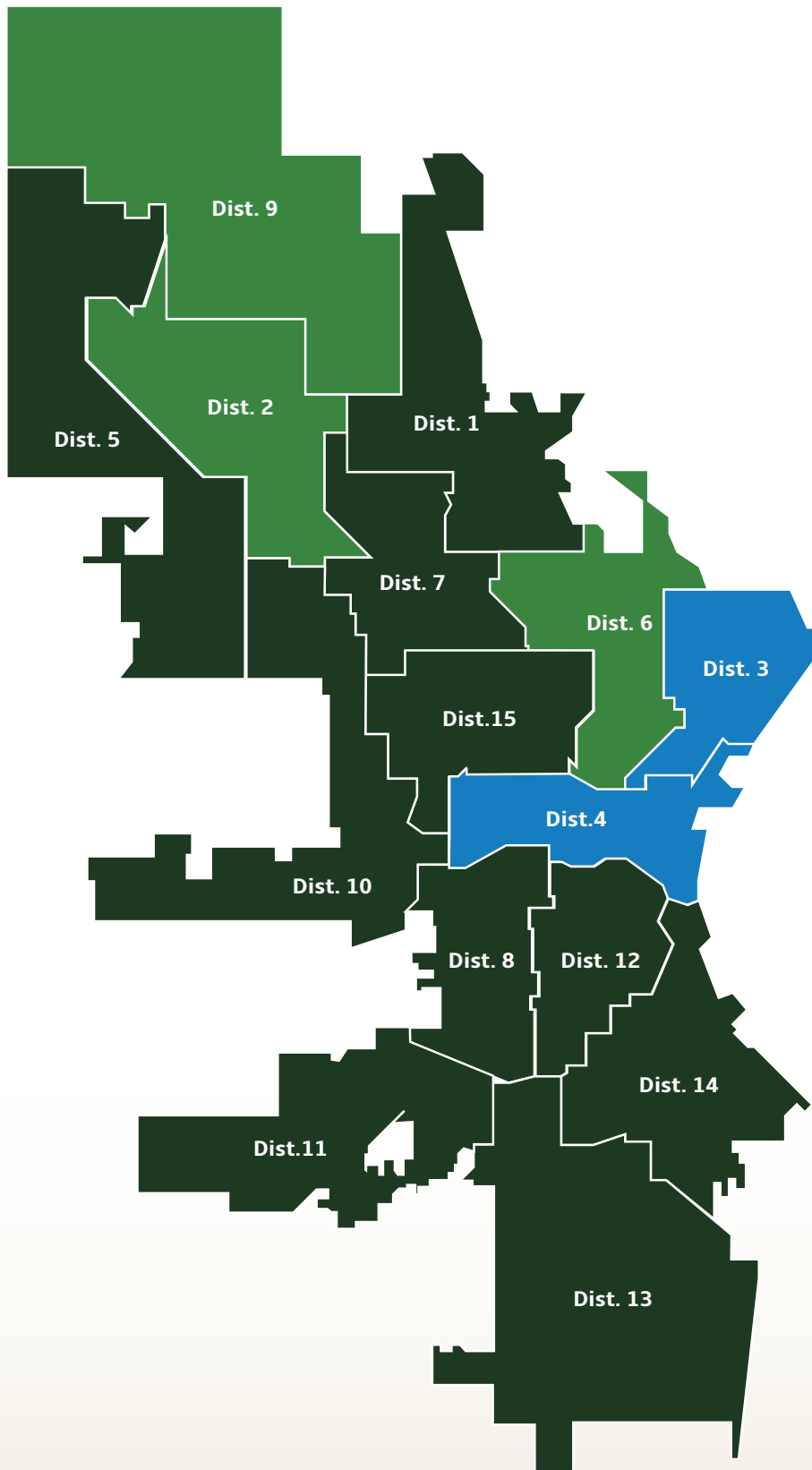


Public Plaza & Live Block Plaza: RPP Inclusion by Zip Code & Trade

Table 21 - Public Plaza & Live Block Plaza: RPP Inclusion by Zip Code & Trade

Trade	# OF RPP WORKERS	ZIP CODE	TOTAL RPP HOURS THROUGH 06/30/17
Heavy Equipment Operator	1	53219	203.0
	1	53225	968.0
Laborer	1	53215	587.5
	1	53219	901.5
Truck Driver	1	53204	95.8
	1	53207	39.5
	1	53209	35.8
	2	53210	12.5
	2	53215	28.8
	2	53218	87.0
	2	53221	52.3
	1	53222	4.8
	1	53223	35.0
	1	53224	11.5
	1	53225	4.3
	19	TOTAL	3,067.0

RPP by Aldermanic Districts - All Projects



District Number	# of RPP Workers ³
District 1	32
District 2	26
District 3	17
District 4	12
District 5	34
District 6	22
District 7	41
District 8	45
District 9	22
District 10	42
District 11	85
District 12	32
District 13	58
District 14	31
District 15	35
Total	534

Legend

- 0 - 20 RPP Workers
- 21 - 30 RPP Workers
- 31+ RPP Workers

³ Count represents unique number of workers.

This map shows district numbers. Refer to chart for number of RPP workers.