

# 2011 MFD BUDGET PRESENTATION



## *Courage – Integrity - Honor*



# 2011 MFD BUDGET PRESENTATION



## Successes EMS

- MFD “Save” (Cardiac Arrest Patients who leave the hospital alive) Rates this year are between 8.5% and 13.7% (with 15 cases pending) The national average is 5%
- 36.7% of Cardiac Arrest Patients have return of pulses and breathing with our field interventions
- MFD Training Center for Emergency Medical Technician Instruction
  - Only non-college-affiliated training center in the state
  - Trains and refreshes all MFD sworn staff as EMTs
  - Partnered with Wisconsin Emergency Medical Services Association at the largest EMS Conference in Wisconsin to refresh 56 EMTs
  - EMT Basic Training for people on the Firefighter Eligibility List performed prior to firefighting class start date; getting class members out to the field faster
    - 63 trained in 2009
      - 45 of the 63 have completed or are in process of Fire Academy Training at the BIT
    - 10 trained in 2010

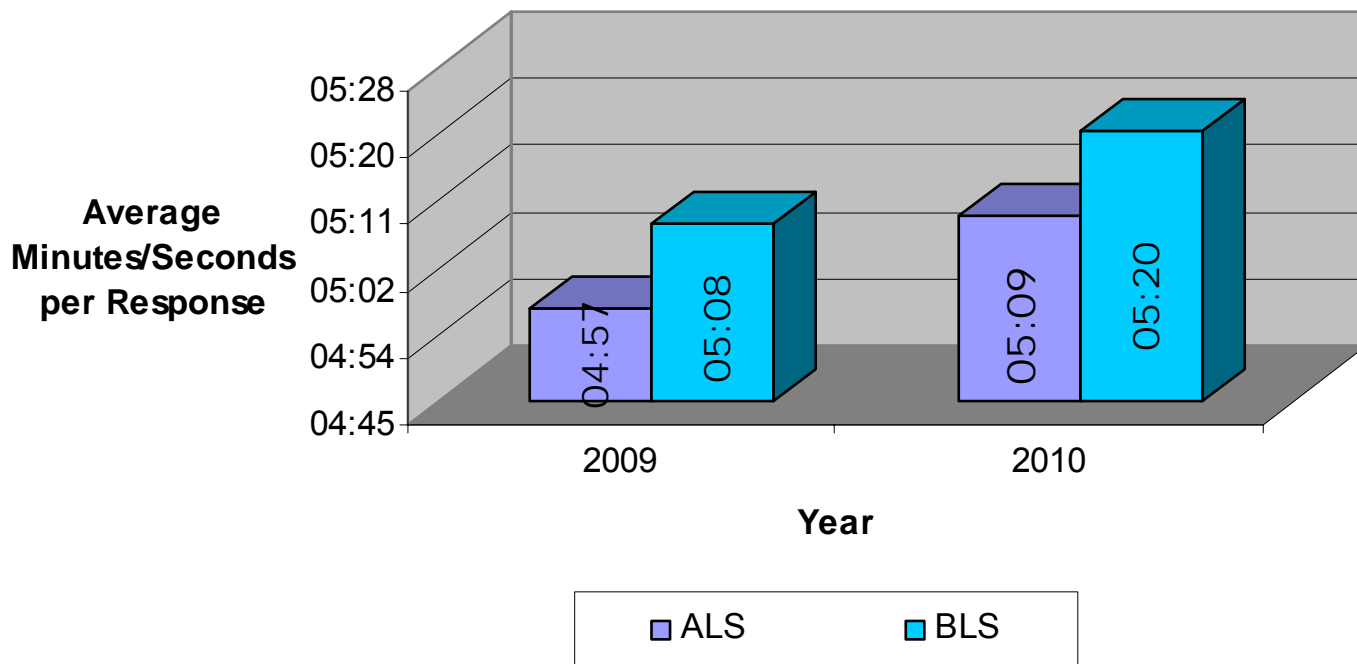
**The MFD’s EMS Training Program Continues to Evolve...**

# 2011 MFD BUDGET PRESENTATION



## Successes EMS

ALS/BLS Response Times





# 2011 MFD BUDGET PRESENTATION



## Successes Community Service

### *EDUCATION*

- Survive Alive House
  - 12,500 participants in 2009
  - 8,500 participants year-to-date 2010
- Project Staying Alive
  - 2,680 participants for 2008-2009 School Year
  - 4,308 participants for 2009-2010 School Year
  - 5,000 participants is the GOAL for 2010-2011 School Year
- Project F.O.C.U.S.
  - 2,000+ free smoke detectors installed (as of August 2010)



### *VOLUNTEERISM*

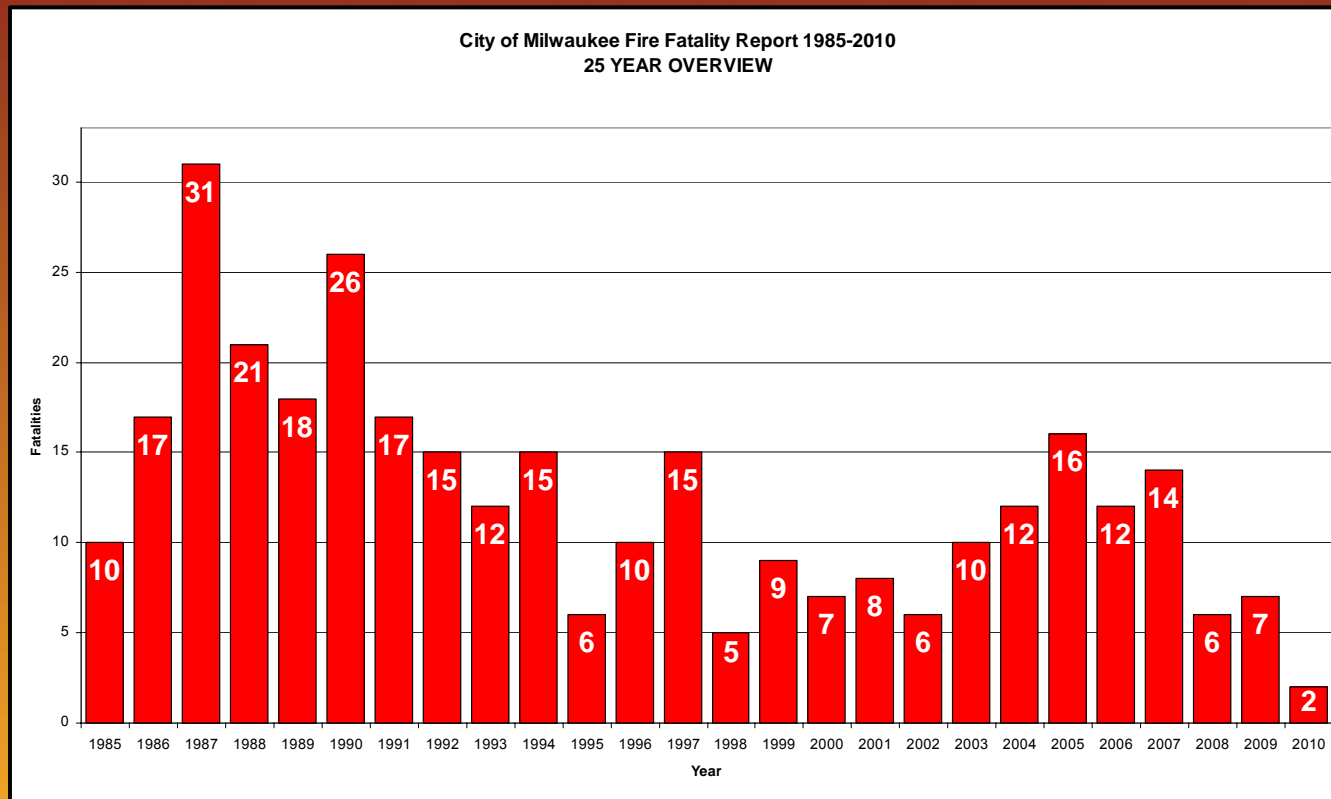
- MDA – Raised \$124,049 in the 2010 Campaign
- Susan G. Komen Race for the Cure for Cancer
- Pink Shirts supporting Breast Cancer Awareness
- Red Shirt Fridays supporting U.S. Military Personnel



# 2011 MFD BUDGET PRESENTATION



## Successes LOW FIRE FATALITIES



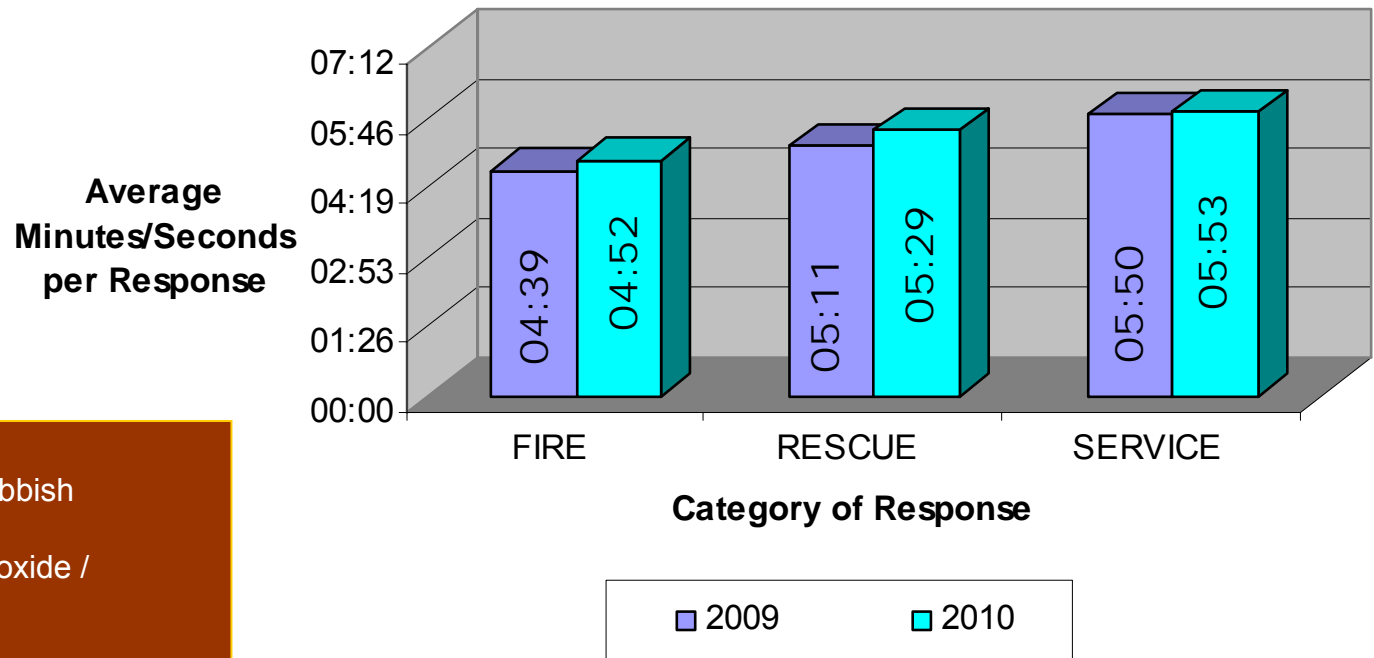
# 2011 MFD BUDGET PRESENTATION



## Successes

### RESPONSE TIMES other than ALS/BLS

Fire/Rescue/Service Average Response Times



**FIRE=**  
Structure / Auto / Grass / Rubbish  
**RESCUE=**  
Auto Accident / Carbon Monoxide /  
Special Team Response  
**SERVICE =**  
Water Leak / Pre-Fire Plan / Special Event

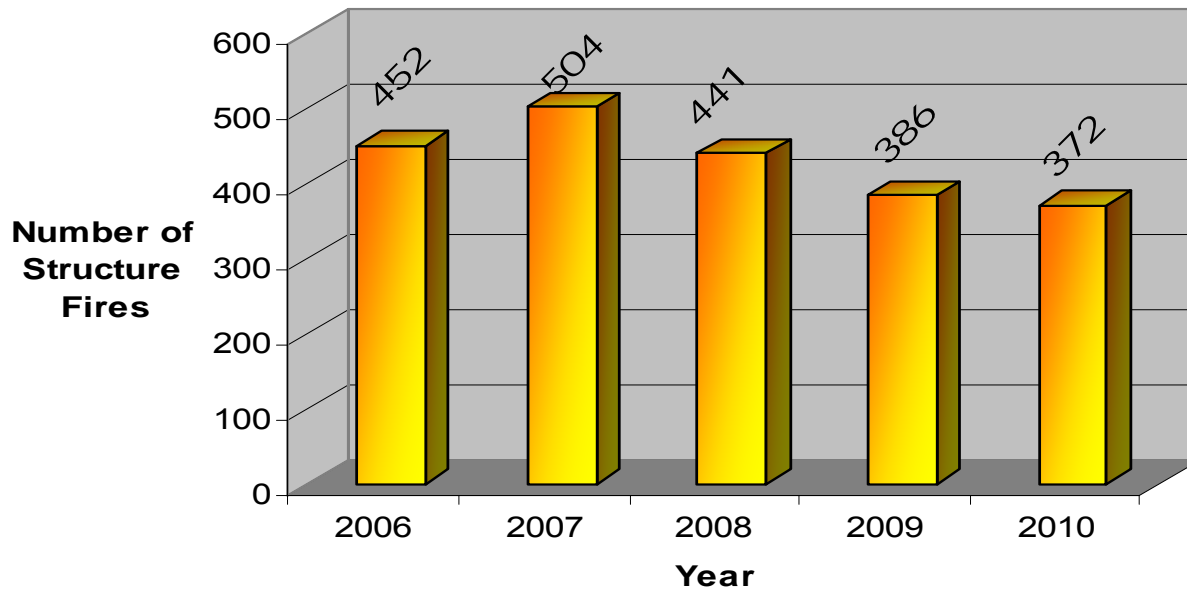
# 2011 MFD BUDGET PRESENTATION



## Successes

# REDUCED STRUCTURE FIRES

Structure Fires through August of each Year





# 2011 MFD BUDGET PRESENTATION



## 2011 Budget Proposal Continuation Budget

Provide Daily Staffing For :

- ▶ 34 Engine Companies
- ▶ 15 Truck Companies
- ▶ 12 ALS MED Units
- ▶ 5 Battalion Chiefs
- ▶ 1 Incident Safety Officer
- ▶ 1 Deputy Chief

= 231 total daily staffing of field personnel





# 2011 MFD BUDGET PRESENTATION



## 2011 Budget Proposal

### Continuation Budget

- ▶ Four (4) Furlough Days for Civilians and Chief Officers
- ▶ Reducing the two (2) Brown-Out Companies by using management efficiencies to reduce Special Duty cost



## 2011 MFD BUDGET PRESENTATION

# 2011 Budget Proposal

## Capital Expenditures

- Continuation of Apparatus Replacement
- Apparatus Floor Study and Repair
- Maintenance and Repair of 36 Stations
- Maintenance and Repair of the Shop



# 2011 MFD BUDGET PRESENTATION

## 2011 Budget Efficiencies

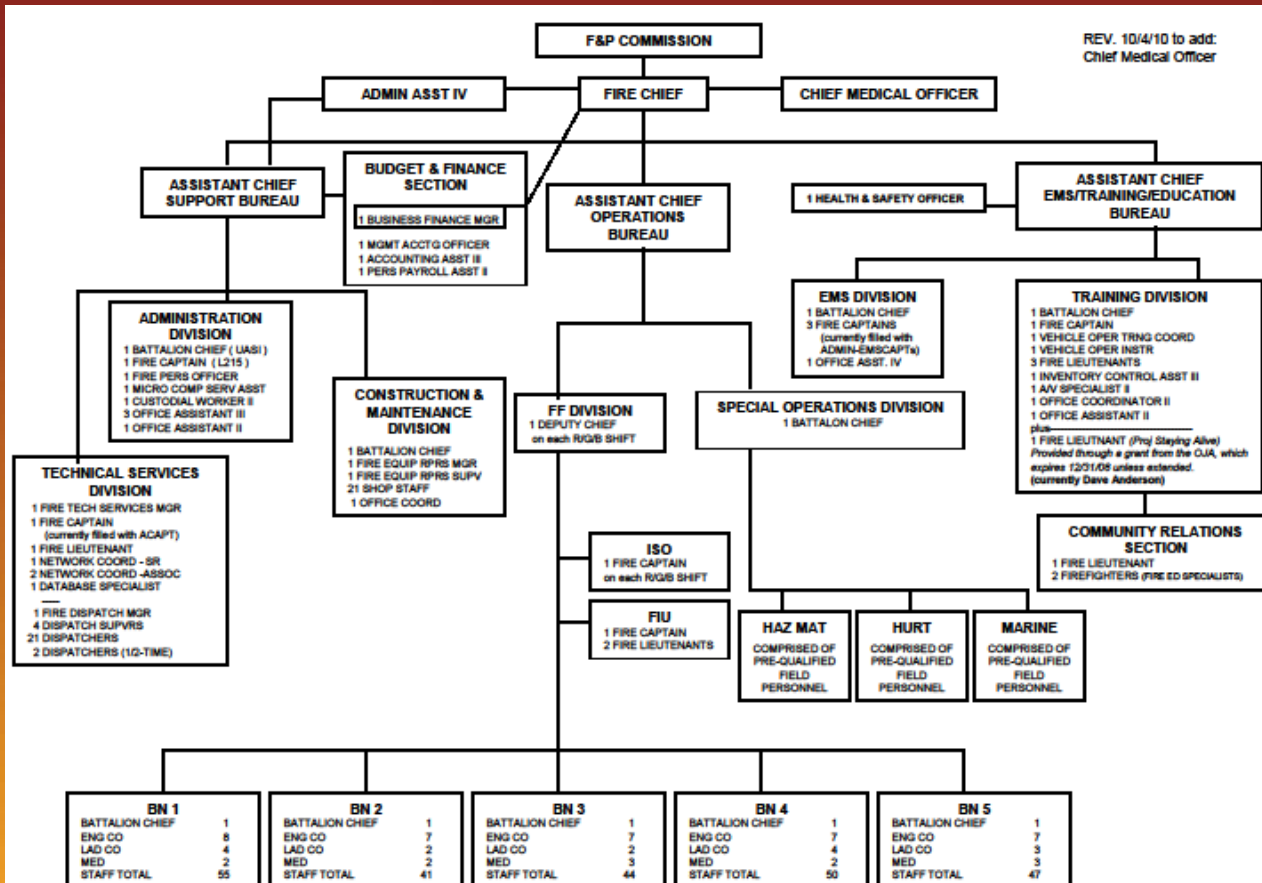
# STAFFING

- Equalize Vacation and Paid-Off days throughout the Calendar Year
- Increase “Acting Out of Rank”
- Fire Department Reorganization
- Reduce On-Duty Injuries/Injury Leaves
- Refine RTW Program/Work Schedule
- Review/Revamp Special Duty Hiring Processes
- Continue to Reduce Sick Leave Usage with Emergency City Trade Program and Sick Leave Tracking

# 2011 MFD BUDGET PRESENTATION



## 2011 Budget Efficiencies





# 2011 MFD BUDGET PRESENTATION



## 2011 Budget Efficiencies DEPARTMENT REORGANIZATION

- Equalize Management Workloads:
  - ▶ 3 Assistant Chiefs with comparable workloads
  - ▶ 3 Separate Functionally-Related Bureaus
- Mirror other organizations our size:
  - ▶ Improving our Operational Control
  - ▶ Increasing Emphasis on Proactive Activities and Services focusing on the MFD's mission, values, and customer service
- Clarify Chain of Command
  - ▶ Increasing Communication Efficiency
  - ▶ Enhancing Budget Accountability



# 2011 MFD BUDGET PRESENTATION

## 2011 Challenges

- Reduce Injury Leave
- Strengthen Safety Program for Firefighters
- Shift Organizational Culture to Focus on Personal Health & Safety
- Increase Proactive Services and Education
- Complete and Timely Documentation

# 2011 MFD BUDGET PRESENTATION



## 2011 Goals

- New Focus on Training
  - Daily Company Training
  - Battalion Training
  - In-Service Training
  
- Revamp Officer Development Program
  
- New Emphasis on Building Familiarization and Pre-Plan Inspections
  
- Community Relations Programs
  
- Strategic Planning

# 2011 MFD BUDGET PRESENTATION



## 2011 Commitment BALANCE THE MFD TRIPOD

**P**rotect  
**P**repare  
**P**revent

Emergency Response

Training & Preparation

Proactive Fire Prevention/Education



# 2011 MFD BUDGET PRESENTATION



## Milwaukee Fire Department Committed to Excellent Customer Service Since 1875

