



**DEER DISTRICT LLC**

1543 N. 2nd Street | 6th Floor | Milwaukee, WI 53212 | 414.227.0500



# DEER DISTRICT ARENA DEVELOPMENT

City of Milwaukee Inclusion through December 31, 2017

Cover photo: Carpenter working at the Public Plaza site

# Table of Contents

3	Letter from MKE Bucks President
4 - 6	Executive Summary
7	Milwaukee Bucks History
8	Outreach
9 - 10	Project Partners
11	City of MKE Inclusion Requirements
12 - 17	Professional Services
18 - 29	Construction Inclusion
30 - 63	RPP Inclusion

Prepared by  
Prism Technical Management & Marketing Services, LLC  
in conjunction with Cross Management Services, Inc.



Photo of Peter Feigin on WESC site.

## Letter from MKE Bucks President: Peter Feigin



The building of the Wisconsin Entertainment and Sports Center (WESC) and the surrounding 30-acre district is a realization of the commitment Sen. Herb Kohl and our owners made three years ago to Bucks fans and the entire community to keep the team in Wisconsin and help revitalize downtown Milwaukee. We are incredibly thankful

for all the hard work that went into this historic public-private partnership from the Wisconsin Center District, elected officials and community leaders, and are amazed by the progress that has been made in the past year. The new arena's construction has passed the 75% completion mark and has been fully enclosed and heated. Inside work continues on the arena bowl, the audiovisual systems, sports lighting and ribbon/LED boards.

We want the WESC to be the heart of entertainment, community engagement and neighborhood revitalization. This is not just about Milwaukee Bucks basketball. It is about seizing an opportunity to evolve and create access to world class sports, music and family-centric entertainment that ignites progression in downtown Milwaukee, the community at large, and Wisconsin as a whole. Students from Bradley Tech continue to participate in the TechTerns program with Mortenson and Eppstein Uhen Architects, installing seats in the arena as part of a year-long, real-life learning lab and career pathway exploration program.

Upon completion, the 30-acre district surrounding the arena will be the largest development embarked on in downtown Milwaukee and the home for some of the best sports and entertainment in the world. With this in mind, we are intentional about our efforts to address, meet and exceed diversity and inclusion targets and engage the community, which we have done in the first year of construction. We will make a real difference as we build the future.

**Peter Feigin, President  
Milwaukee Bucks**

# Executive Summary

Deer District LLC, along with Developer's Representative, ICON Venue Group ("ICON"), and Inclusion Monitors, Cross Management Services, Inc. ("CMSI") and Prism Technical Management & Marketing Services, LLC ("Prism Technical" or "Prism"), are dedicated to ensuring the projects are successful and meet or exceed the goals described herein.

**This report provides information on the inclusion achieved for professional services, construction and Residents Preference Program on the WESC, 5th Street Parking Structure, and Public Plaza ("the Projects") through December 31, 2017.**

*Through December 31, 2017, the Projects expect to award contracts valued at \$5,634,136 or 21.9% of professional services cost subject to inclusion and \$83,318,038 or 31.0% of the construction cost subject to inclusion and Milwaukee RPP Workers have performed 41.2% of the construction hours.*

The Inclusion Requirements were established in the Human Resources ("HR") Agreement with the City of Milwaukee. The HR Agreement applies to all of three Projects and requires 18% Small Business Enterprise ("SBE")<sup>1</sup> professional services inclusion, 25% SBE construction inclusion, 40% City of Milwaukee Residents Preference Program ("RPP") inclusion, and payment of City of Milwaukee prescribed living wages.<sup>2</sup>

4th Street view of WESC.



<sup>1</sup> SBE includes Small Business Enterprises ("SBE") certified by the City of Milwaukee, Disadvantaged Business Enterprises ("DBE") certified by a member of the Wisconsin Unified Certification Program, a Small Disadvantaged Business ("SDB") as designated by the Small Business Administration, and an 8(a) certified by the Small Business Administration.

<sup>2</sup> The 5th Street Parking Structure is also subject to payment of prevailing wages by virtue of its location in the Park East and the development agreement with Milwaukee County regarding this site.

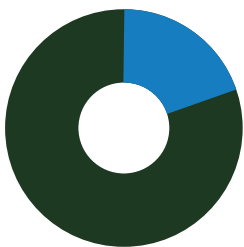
# Executive Summary

Table 1 : Professional Services Inclusion through December 31, 2017

PROJECT	INCLUSION	COST SUBJECT TO INCLUSION	%	INCLUSION PAID TO DATE	TOTAL PAYMENTS	%
Wisconsin Entertainment and Sports Center	\$4,540,618	\$22,564,093	20.1%	\$3,417,032	\$20,520,626	16.7%
5th Street Parking Structure	\$725,240	\$2,203,682	32.9%	\$718,397	\$2,164,920	33.2%
Public Plaza	\$368,278	\$995,804	37.0%	\$288,407	\$877,081	32.9%
<b>Total</b>	<b>\$5,634,136</b>	<b>\$25,763,579</b>	<b>21.9%</b>	<b>\$4,423,836</b>	<b>\$23,562,627</b>	<b>18.8%</b>

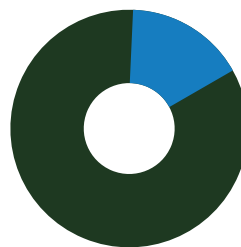
While payments will vary based on project stage, at least 18% of professional service spending will go to SBEs by the time the Projects are completed.

### Inclusion Achieved




- **21.9% Inclusion Firm Contracts**  
\$5,634,136
- **78.1% Non-Inclusion Firm Contracts**  
\$20,129,443
- **Total**  
\$25,763,579

### Total Payments



- **18.8% Inclusion Firm Payments**  
\$4,423,836
- **81.2% Non-Inclusion Firm Payment**  
\$19,138,791
- **Total Payments**  
\$23,562,627

Escalators being built by KONE Elevators at the WESC.



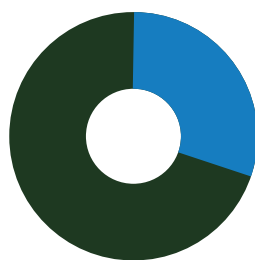
# Executive Summary

Table 2 - Construction Inclusion through December 31, 2017

PROJECT	INCLUSION	COST SUBJECT TO INCLUSION	%	INCLUSION PAID TO DATE	TOTAL PAYMENTS	%
Wisconsin Entertainment and Sports Center	\$71,101,277	\$229,276,662	31.0%	\$46,088,043	\$141,498,372	32.6%
5th Street Parking Structure	\$9,141,761	\$26,993,978	33.9%	\$8,137,578	\$23,250,932	35.0%
Public Plaza	\$3,075,000	\$12,298,803	25.0%	\$478,620	\$2,168,400	22.1%
<b>Total</b>	<b>\$83,318,038</b>	<b>\$268,569,443</b>	<b>31.0%</b>	<b>\$54,704,241</b>	<b>\$166,917,704</b>	<b>32.8%</b>

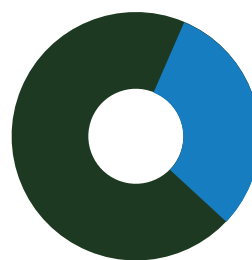
*It is projected that SBE inclusion will exceed the 25% SBE goal by completion of the Projects.*

## Inclusion Achieved



- **31% Inclusion Firm Contracts**  
\$83,318,038
- **69% Non-Inclusion Firm Contracts**  
\$185,251,405
- **Total Cost Subject to Inclusion**  
\$268,569,443

## Total Payments

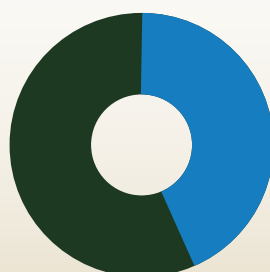


- **32.8% Inclusion Firm Payments**  
\$54,704,241
- **67.2% Non-Inclusion Firm Payment**  
\$112,213,463
- **Total Payments**  
\$166,917,704


Table 3 - RPP Inclusion through December 31, 2017

PROJECT	TOTAL HOURS	TOTAL RPP HOURS	RPP REQUIREMENT	RPP % TO DATE
Wisconsin Entertainment and Sports Center	1,115,218.9	461,157.3	40.0%	41.4%
5th Street Parking Structure	164,205.7	65,719.8	40.0%	40.0%
Public Plaza	7,774.5	3,415.3	40.0%	43.9%
<b>Total</b>	<b>1,287,199.1</b>	<b>530,292.4</b>	<b>40.0%</b>	<b>41.2%</b>

## Total Residents Preference Program (RPP) Inclusion



- **41.2% RPP Inclusion**  
530,292.4 Total RPP Hours
- **58.8% Non-RPP Inclusion**  
756,906.7 Total Non-RPP Hours
- **1,287,199.1 Total Workforce Hours**



## Milwaukee Bucks History

### THE BEGINNING

The National Basketball Association originally awarded a franchise to a group of investors based in Milwaukee - headed by Wesley D. Pavalon and Marvin L. Fishman - called Milwaukee Professional Sports and Services, Inc., on Jan. 22, 1968. Pavalon and Fishman were named president and executive vice president, respectively, as the franchise was incorporated on Feb. 5, 1968.

An application from Milwaukee Pro was registered with the Wisconsin Department of Securities for the sale of 300,000 shares of common stock to Wisconsin residents at \$5 per share. Because the issue caught public fancy, an additional 125,000 shares were offered when the stock opened on the over-the-counter market on April 24, 1968.

On the basketball side of the operation, the team went through both the college and expansion draft under the watchful eye of the team's first head coach, Larry Costello.

A Janesville, WI, businessman, Jim Fitzgerald served as a member of the Board of Directors of Milwaukee Professional Sports and Services, Inc., beginning in 1973. He assumed his position as chairman of the board and president of the Bucks in November of 1976 and held that position until the sale of the franchise to Herb Kohl in the spring of 1985. Kohl's purchase ensured that the team would remain in Milwaukee, and he would go on to lead the team as president for 29 seasons.

### THE FUTURE

April 16, 2014 marked the beginning of a new era for the NBA franchise as ownership was transferred from Senator Kohl to a new ownership group headed by entrepreneurs

Marc Lasry and Wes Edens. Shortly thereafter, Jamie Dinan joined as a majority owner, and an impressive assemblage of Milwaukee community leaders also took an ownership stake to infuse the team and city with a new vitality driven by the promise of a next-generation team that remains true to the spirit of the "Brew City."

The Bucks have one of the most dynamic young rosters in the NBA, including Giannis Antetokounmpo and Jabari Parker. In 2016-17, Antetokounmpo was the driving force behind the Bucks earning their second playoff berth in the last three seasons, and the team's first winning record (42-40) since the 2009-10 season. In February 2017, Antetokounmpo became the youngest Buck to start an All-Star Game, and the first since Moncrief in 1986, as he made his first All-Star Game appearance at the 66th NBA All-Star Game in New Orleans where he scored an Eastern Conference-high 30 points. Giannis Antetokounmpo was named to the All-NBA Second Team for the 2016-2017 season, and would make his second straight appearance in the All-Star Game in the 2017-2018 season.

In addition to an exciting roster of talented players, the future off the court is also bright. The Bucks' new NBA Developmental League franchise, the Milwaukee Herd, is set to begin play in Oshkosh, WI for the 2017-18 season. Additionally, the organization is in the process of developing a new sports and entertainment complex to serve as the home for the next era of Bucks basketball. The state-of-the-art facility will become an important part of the revitalization of downtown Milwaukee and become integral to the community's economic future.

1968-69 Milwaukee Bucks - BACK ROW: Trainer Arnie Garber, Guy Rodgers, Sam Williams, Greg Smith, Jon McGlocklin, Flynn Robinson, Head Coach Larry Costello. FRONT ROW: Rich Niemann, Dick Cunningham, Wayne Embry, Zaid Abdul-Aziz, Lenny Chappell.



## Outreach: Community Engagement

### BUCKS CARE

The Milwaukee Bucks have made community engagement a defining element of their commitment to Milwaukee.

The Bucks ownership group has made philanthropy and charitable work a significant part of their lives, and know that the Bucks will only be as strong as the community they serve. As the Bucks become a driving force behind the transformation and revitalization of Milwaukee, partnering with the community will be front and center.

All those involved in the organization understand that the Milwaukee Bucks are one of the most visible presences throughout greater Milwaukee and Wisconsin. Thanks to that visibility, the players, staff and owners are all united in continuing the traditions of charity and outreach that have defined the organization and will grow into the future. In the last year alone, Bucks players, coaches, legends, and front office staff spent over 800 hours giving back to their neighbors, while the organization made donations to over 2,000 charitable events in over 350 communities throughout the state.

For more information about the Bucks' involvement in the community, please visit [bucks.com/community](http://bucks.com/community).

**Photos from top to bottom:** Bango hands out costumes provided by BuyCostumes.com to over 225 elementary students; Milwaukee Bucks guard, Matthew Dellavedova launches reading incentive program with Our Next Generation; Malcolm Brogdon spends his birthday with Safe & Sound at the COA Youth & Family Goldin Center mentoring the youth.





# Project Partners

## PROJECT MANAGEMENT TEAM



ICON Venue Group is the leading Owner's Representative and project management firm in the sports, entertainment, and public assembly industry with a portfolio of many of the most successful venues in the world. ICON provides a comprehensive spectrum of facility development services required to guide a new facility project from its initial conception through planning, design, construction and opening to ensure years of successful operation for both public and private sector clients in the USA, Canada, Europe and Asia. ICON has managed the development of home venues for NFL, NBA, NHL, MLB MLS, MLL, AFL, CHL, NBDL, DEL and BBL franchises totaling over \$6 billion.



Cross Management Services, Inc. (CMSI), a project management consulting firm, provides business management, public relations, research, and planning services. With a passion for excellence, ethical conduct, and knowledge, CMSI achieves high-quality results and consistently meets its commitments to its clients. CMSI specializes in coordinating and monitoring supplier and workforce diversity goals for developers, contractors, corporations, and governmental entities on construction projects.



Prism Technical is a multifaceted consulting firm that specializes in project and construction management, public relations and outreach, business training and corporate workforce diversity and inclusion. Based in Milwaukee, Prism started in 1995 working to ensure the diversity of workers and legitimate contracting practices on major construction projects funded by tax payers. This has allowed Prism to advise many forward thinking companies and governmental entities on matters of process, management, knowledge transfer and strategy. Prism has had unprecedented success on Wisconsin's most prestigious and challenging projects and has accumulated an unparalleled catalog of experiences working with small, women and minority owned businesses and underemployed workers. The firm opened a second office in St. Louis, MO in 2016.

## ARCHITECTS & CONSTRUCTION MANAGERS



American Design Inc. is a twenty-year old firm whose experienced management team provides a full range of architectural services to satisfy its clients. American Design Inc. has the architectural background necessary to work with clients through each phase of the design process. Their design experiences includes residential, educational, commercial office, retail and public buildings.



eppstein uhen : architects

Eppstein Uhen Architects, Inc. (EUA) is an architecture firm located in Milwaukee (headquarters), Madison and Des Moines. More than 150 EUA team members demonstrate unparalleled commitment to the markets, communities and clients it serves. EUA works closely with clients and partners to create environments that exceed expectations while elevating people's potential. EUA, an 108 year-old firm specializes in workplace, healthcare, learning, living and entertainment environments.

# Project Partners

## Findorff

J. H. Findorff & Son Inc. is one of the Midwest's leading builders with offices in Madison and Milwaukee. For over 125 years, Findorff has continued to position itself as a dependable and reputable Company dedicated to excellence. Talented staff, a passion for innovation, and a focus on technology has helped secure our status as a leader in the construction industry. With over 700 employees currently, Findorff proudly acknowledges receipt of over 100 awards and recognition, for both commitment to quality construction and civic initiatives.

## GRAEF

Established in 1961, GRAEF-USA Inc. has grown to become a leading U.S. consulting firm, as ranked by Engineering News Record Magazine. Their technical personnel, located in multiple offices in Wisconsin, Illinois, and Florida, represent a comprehensive resource with diverse technical expertise able to address all phases of analysis, design, and construction. From public infrastructure to environmental issues, industry to communications, governmental facilities to healthcare, education and retail, from and for numerous other project categories, GRAEF has positioned itself to serve their clients in unique and innovative ways.

## HNTB

HNTB Corporation is an employee-owned infrastructure solutions firm. With more than a century of service, HNTB understands the life cycle of infrastructure and addresses clients' most complex technical, financial and operational challenges. Professionals nationwide deliver a full range of infrastructure-related services, including award-winning planning, design, program management and construction management.



Hunzinger Construction Company is a fourth generation, family-owned company that has continuously served the construction industry in Southeast Wisconsin since 1907. Hunzinger consists of construction managers, general contractors and design/builders who have built and managed some of Wisconsin's most notable and challenging projects. Hunzinger has received numerous awards for outstanding project management, safety, engineering, concrete work, and core values, including the Marquette University Family Business Excellence Award for Core Values and being recognized as Employer of Choice by Wisconsin Builder magazine over multiple years.



M. A. Mortenson Company is the 2<sup>nd</sup> largest sport builder in the United States with over 160 sports and entertainment projects. Founded in 1954, Mortenson is a U.S.-based, family-owned company. As one of the nation's top builders and developers, Mortenson provides a complete range of services, including planning, program management, pre-construction, general contracting, construction management, design-build, and turn-key development. Mortenson has offices in Chicago, Denver, Madison, Milwaukee, Minneapolis, Phoenix, Portland, and Seattle with international operations in Canada.

## POPULOUS

Since inception in 1983, Populous, Inc. has grown into the world's leading design firm dedicated exclusively to creating environments that draw people and communities together for unforgettable experiences. The firm has completed more than 1,000 projects around the globe with construction value exceeding \$20 billion. Populous has worked with 24 Major League Baseball franchises, 30 NFL franchises, 80 professional and civic arena clients, 40 global soccer and rugby teams, 120 universities, 40 convention center clients, 29 equestrian clients and has planned more than 30 major worldwide events.

## RINKA CHUNG

Rinka Chung Architecture, Inc. is a full service award-winning firm existing to serve progressive and visionary clients. They are differentiated by the ability to deliver inspiring design solutions that are both aesthetically elegant and functionally efficient. Rinka Chung places the highest value on people and relationships – both externally and internally.

# City of Milwaukee Inclusion Requirements

- 18% Professional Service spending with Disadvantaged Business Enterprise (DBE), Small Business Enterprise (SBE), Small Disadvantaged Business (SDB) and/or 8(a)
- 25% construction spending with Disadvantaged Business Enterprise (DBE), Small Business Enterprise (SBE), Small Disadvantaged Business (SDB) and/or 8(a)
- 40% of the on-site construction hours to be performed by City residents meeting the City of Milwaukee Resident Preference Program (RPP) requirements as set forth in the HR Agreement
- Living wages must be paid to each worker performing construction trade labor on the project



# Profesisonal Services Inclusion



# A ONCE IN A LIFETIME EXPERIENCE

M&E Architects + Engineering

M&E Architects and Engineers, LLC, a Milwaukee-based firm specializing in architectural and structural design services, was founded in 1989 by President and CEO, Isaac Menyoli. Menyoli and his team of four employees have made their mark on projects across Milwaukee and the state of Wisconsin. Most notably, the team at M&E has lent its expertise on construction projects at the School of Nursing at UW-Madison, MATC campus, the hockey and swimming facilities at UW-Madison, MedPoint clinics throughout the city, the Brewers parking structure, in addition to a number of Milwaukee county projects. Not limited to the state's boundaries, M&E has also provided services on projects in Michigan and Minnesota.

M&E Architects and Engineers is proud to be amongst the talented group of firms participating on the WESC, a project that is transforming the landscape of Milwaukee. On the WESC, the team at M&E has been responsible for providing the architectural record for the stairs, escalators, and elevators. Menyoli is grateful to be a part of such an iconic addition, sharing, "I've seen the city morph into a more modern city. The Bucks organization has taken everything to different level." Characterizing this opportunity as a "once in a lifetime experience," Menyoli is excited at the prospect that having their name attached to the Bucks arena will take the firm from under the radar to a sought-after partner for future collaborations.



Isaac Menyoli, President  
M&E Architects + Engineers

---

*"I've seen the city morph into a more modern city.  
The Bucks organization has taken everything to different level."*

---

Menyoli shares that though his team is small, each member hits the ground running on each project, always taking a hands-on approach. By investing in regular trainings in the latest technologies, M&E staff is always kept ahead of the game and experts in their field. This method has proven successful, as 75% of M&E clients are repeat customers. In addition to taking time to learn new and improved methods, Menyoli advises that firms hoping to grow "refrain from guarding your trade secrets. Expose your firm to other firms, and the public through community activism. By collaborating with larger firms in town, we can see how they operation and gather more effective ways to operate."

# Wisconsin Entertainment and Sports Center: Professional Services Inclusion

**Table 4 - Wisconsin Entertainment and Sports Center: Professional Services Inclusion through December 31, 2017**

SBE, DBE, SDB, or 8(a) FIRMS	SBE, DBE, SDB or 8(a)	SUBCONTRACTOR TO	SERVICE PERFORMED	CONTRACT AMOUNT	AMOUNT PAID THROUGH 12/31/17
American Design, Inc.	S/DBE	Eppstein Uhen Architects, Inc.	Architectural - Main & Upper Concourse	\$250,000	\$250,000
American Design, Inc.	S/DBE	GRAEF-USA Inc.	Architectural - Skywalk	\$50,587	\$50,298
American Design, Inc.	S/DBE	Eppstein Uhen Architects, Inc.	Construction Administration	\$90,675	\$90,675
Barrientos Design & Consulting, Inc.	DBE	Eppstein Uhen Architects, Inc.	Architecture - Event Level	\$319,500	\$319,500
Capitol Lien Records & Research, Inc.	DBE	Terracon Consultants, Inc.	Title Search - Phase I - Block 1	\$3,280	\$3,280
Capitol Lien Records & Research, Inc.	DBE	Terracon Consultants, Inc.	Title Search - Phase I - Block 2	\$1,688	\$1,688
Capitol Lien Records & Research, Inc.	DBE	Terracon Consultants, Inc.	Title Search - Phase I - Block 4	\$425	\$425
Capitol Lien Records & Research, Inc.	DBE	Terracon Consultants, Inc.	Title Search - Phase I - Block 5	\$2,875	\$2,875
Coastwise Fireguard Inc.	DBE	M-E Engineers, Inc.	Fire Sprinkler	\$100,000	\$86,817
Copy N More, Inc.	SBE	Populous, Inc.	Printing	\$70,000	\$52,175
Cotter Consulting, Inc.	DBE	M.A. Mortenson Company	Construction Management	\$397,900	\$283,283
Cross Management Services, Inc.	S/DBE	Deer District LLC	Inclusion Monitor - Business	\$314,100	\$177,128
Gestra Engineering, Inc.	S/DBE	Terracon Consultants, Inc.	Drilling Services - Geotech	\$103,857	\$103,857
Gestra Engineering, Inc.	S/DBE	Terracon Consultants, Inc.	Drilling Services	\$5,186	\$5,186
Himalayan Consultants, LLC	S/DBE	Professional Service Industries, Inc.	Construction Obs & Testing	\$212,176	\$62,177
IBC Engineering Services, Inc.	S/DBE	M-E Engineers, Inc.	MEP	\$385,000	\$346,849
JCP Construction LLC	S/DBE	M.A. Mortenson Company	Construction Management	\$320,000	\$199,074
M & E Architects+Engineers, LLC	DBE	Eppstein Uhen Architects, Inc.	Architecture - Vertical Circulation	\$126,000	\$126,000
Martinsek & Associates	SBE	Deer District LLC	Workforce Recruitment Video	\$15,740	\$15,740
P3 Development Group LLC	S/DBE	M.A. Mortenson Company	Outreach	\$70,000	\$38,763
Prism Technical Management & Marketing, LLC	S/DBE	Deer District LLC	Inclusion Monitor - Workforce	\$575,500	\$263,029
Thunderbird Engineering, Inc.	S/DBE	M-E Engineers, Inc.	Commissioning	\$100,000	\$-
White Water Associates, Inc.	DBE	Terracon Consultants, Inc.	Laboratory Services - Block 1	\$24,261	\$24,261

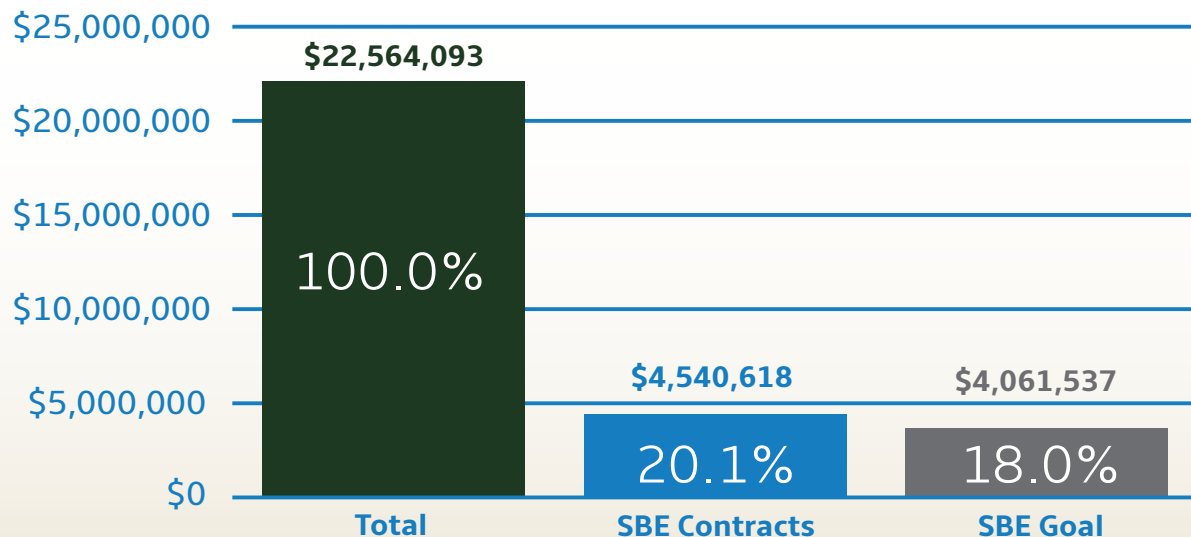
Table continued on page 15

# Wisconsin Entertainment and Sports Center: Professional Services Inclusion (Continued)

Table 4 - Continued

SBE, DBE, SDB, or 8(a) FIRMS	SBE, DBE, SDB or 8(a)	SUBCONTRACTOR TO	SERVICE PERFORMED	CONTRACT AMOUNT	AMOUNT PAID THROUGH 12/31/17
White Water Associates, Inc.	DBE	Terracon Consultants, Inc.	Laboratory Services - Block 4	\$4,768	\$4,768
Wrightson, Johnson, Haddon & Williams, Inc.	DBE	Populous, Inc.	Audio/Video Consulting	\$361,100	\$310,800
ZS, LLC	SBE	HNTB Corporation	Structural Foundation Design	\$390,000	\$360,884
ZS, LLC	SBE	HNTB Corporation	Building Access Design	\$96,000	\$88,500
ZS, LLC	SBE	HNTB Corporation	Roof Design	\$60,000	\$60,000
ZS, LLC	SBE	HNTB Corporation	Envelope Consulting	\$90,000	\$89,000
<b>TOTAL INCLUSION AND AMOUNT PAID</b>				<b>\$4,540,618</b>	<b>\$3,417,032</b>
<b>INCLUSION AS A % OF PROFESSIONAL SERVICES COST SUBJECT TO INCLUSION</b>				<b>20.1%</b>	
<b>INCLUSION AS A % OF PROFESSIONAL SERVICES PAYMENTS MADE</b>				<b>16.7%</b>	
<b>PROFESSIONAL SERVICES COST SUBJECT TO INCLUSION</b>				<b>\$22,564,093</b>	
<b>TOTAL PROFESSIONAL SERVICES PAYMENTS</b>				<b>\$20,520,626</b>	

## Wisconsin Entertainment and Sports Center Professional Services SBE Inclusion

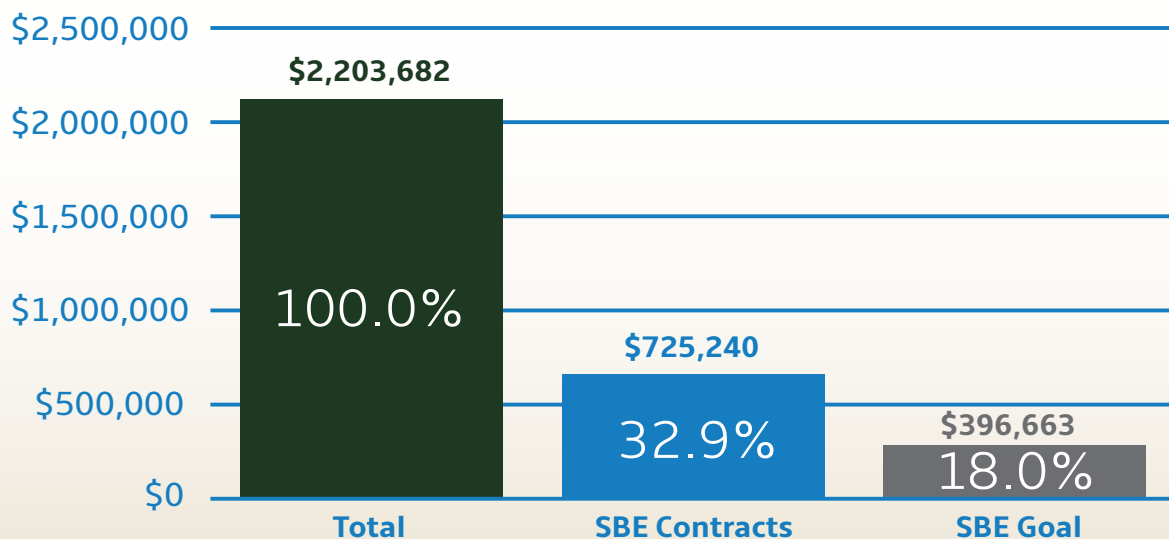


# 5th Street Parking Structure: Professional Services Inclusion

**Table 5 - 5th Street Parking Structure: Professional Services Inclusion through December 31, 2017**

SBE, DBE, SDB, or 8(a) FIRMS	SBE, DBE, SDB or 8(a)	SUBCONTRACTOR TO	SERVICE PERFORMED	CONTRACT AMOUNT	AMOUNT PAID THROUGH 12/31/17
American Design, Inc.	S/DBE	GRAEF-USA Inc.	Architectural - Parking Structure	\$360,577	\$353,734
American Design, Inc.	S/DBE	GRAEF-USA Inc.	Architectural - Housing	\$36,120	\$36,120
Capitol Lien Records & Research, Inc.	DBE	Terracon Consultants, Inc.	Title Search - Block 7	\$1,150	\$1,150
Cross Management Services, Inc.	S/DBE	Deer District LLC	Inclusion Monitor - Business	\$81,387	\$81,387
Dakota Intertek Corp.	S//DBE	Giles Engineering Associates, Inc.	Materials Testing	\$51,621	\$51,621
Gestra Engineering, Inc.	S/DBE	Terracon Consultants, Inc.	Drilling Services - Block 7	\$13,920	\$13,920
Gestra Engineering, Inc.	S/DBE	Terracon Consultants, Inc.	Geotech	\$30,145	\$30,145
Prism Technical Management & Marketing, LLC	S/DBE	Deer District LLC	Inclusion Monitor - Workforce	\$150,320	\$150,320
<b>TOTAL INCLUSION AND AMOUNT PAID</b>				<b>\$725,240</b>	<b>\$718,397</b>
<b>INCLUSION AS A % OF PROFESSIONAL SERVICES COSTS SUBJECT TO INCLUSION</b>				<b>32.9%</b>	
<b>INCLUSION AS A % OF PROFESSIONAL SERVICES PAYMENTS MADE</b>				<b>33.2%</b>	
<b>PROFESSIONAL SERVICES COST SUBJECT TO INCLUSION</b>				<b>\$2,203,682</b>	
<b>TOTAL PROFESSIONAL SERVICES PAYMENTS</b>					<b>\$2,164,920</b>

## 5th Street Parking Structure Professional Services SBE Inclusion



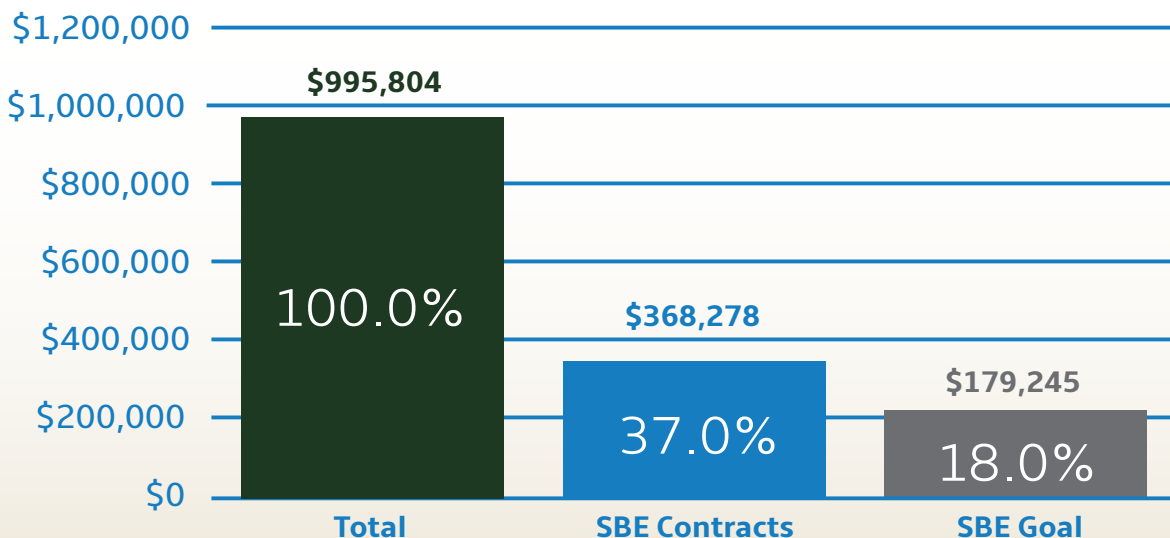


# Public Plaza : Professional Services Inclusion

**Table 6 - Public Plaza: Professional Services Inclusion through December 31, 2017**

SBE, DBE, SDB, or 8(a) FIRMS	SBE, DBE, SDB or 8(a)	SUBCONTRACTOR TO	SERVICE PERFORMED	CONTRACT AMOUNT	AMOUNT PAID THROUGH 12/31/17
Cross Management Services, Inc.	S/DBE	Deer District LLC	Inclusion Monitor - Business	\$24,300	\$17,624
Nagel Architects	SDB	Deer District LLC	Architectural & Engineering	\$27,900	\$27,900
Prism Technical Management & Marketing, LLC	S/DBE	Deer District LLC	Inclusion Monitor - Workforce	\$50,000	\$37,081
Rinka Chung Architecture, Inc.	S/DBE	M. Arthur Gensler Jr. & Associates, Inc.	Architectural	\$152,650	\$152,650
Rinka Chung Architecture, Inc.	S/DBE	Deer District LLC	Architectural	\$103,928	\$47,877
Wrightson, Johnson, Haddon & Williams, Inc.	DBE	M. Arthur Gensler Jr. & Associates, Inc.	AV/IT Design	\$2,275	\$2,275
Wrightson, Johnson, Haddon & Williams, Inc.	DBE	Rinka Chung Architecture, Inc.	AV/IT Design	\$4,225	\$-
ZS, LLC	SBE	M. Arthur Gensler Jr. & Associates, Inc.	Structural Engineering	\$3,000	\$3,000
<b>TOTAL INCLUSION AND AMOUNT PAID</b>				<b>\$368,278</b>	<b>\$288,407</b>
<b>INCLUSION AS A % OF PROFESSIONAL SERVICES COSTS</b>				<b>37.0%</b>	
<b>INCLUSION AS A % OF PROFESSIONAL SERVICES PAYMENTS MADE</b>				<b>32.9%</b>	
<b>PROFESSIONAL SERVICES COST</b>				<b>\$995,804</b>	
<b>TOTAL PROFESSIONAL SERVICES PAYMENTS</b>					<b>\$877,081</b>

## Public Plaza Professional Services SBE Inclusion



# Construction Inclusion



# THE WRITINGS ON THE WALL

Thomas A. Mason Company, Inc.

*"Mortenson has been really good contractor to work with to complete this project. I can appreciate not being strangers—to have a trust and respect that has enhanced the experience of supporting a \$524 million arena build."*



**Steve Macaione, President**  
Thomas A. Mason Company, Inc.

As a third generation company with over 105 years of service, Thomas A. Mason Company, Inc. ("TA Mason") is renowned for its painting and flooring specialty. TA Mason, a business that makes small work big, employs about 100 employees between two offices; one office is located in Milwaukee, Wisconsin while the other office is located in Grand County, Colorado. This full-service painting and flooring firm secures contracts for painting, wood finishing, vinyl wall covering, special coating, hard tile, resilient flooring, carpeting, and wood flooring. Apart from the Wisconsin Entertainment and Sports Center and Froedtert & Medical College of Wisconsin Sports Science Center, TA Mason manages other opportunities as subcontractors for Milwaukee Metropolitan Sewerage District sandblasting and recoating the companies hardest facilities; performing painting, flooring, and drywall taping services for Northwestern Mutual Life; and partnering with Contractors like JP Cullen for renovations at Aurora Sinai Medical Center and Hunzinger rendering services at Milwaukee Tool.

Steve Macaione, President, highlights that TA Mason has collaborated with Mortenson to be a best-practice company for projects of the WESC's magnitude. Sharing success of the project, Macaione acknowledges the importance of aligning its safety practices alongside larger companies like Mortenson to create and sustain sound relationships. "We've adapted Mortenson's safety standards for our workers with Stretch and Flex that requires calisthenics

before workers begin the work day." Macaione recommends that companies, who want to take on larger projects, should develop meaningful relationships with large contractors to understand safety standards, familiarize themselves with contractor's billing and operations, and timely deliver quality work on projects within budget.

Unique services rendered to the finishes for WESC are painting, wall covering, carpet, resilient flooring, and specialty flooring as self-performers. Self-performing creates an edge for controlling schedules, quality of work, and profitability for companies. Tom Mason, CEO, also communicates, "Mortenson has been a really good contractor to work with to complete this project. I can appreciate not being strangers—to have a trust and respect that has enhanced the experience of supporting a \$524 million arena build."

When bidding for this Bucks project, Mason shared the honor and privilege of being fiscally responsible by optimizing RPP workers to reinvest dollars in the city: "As a company stationed in the heart of the city, we [TA Mason] moved to Martin Luther King Drive in 1982 to establish being a community partner managing productivity and quality of work." With the office's central location, RPP workers have prime access and ample parking to make it to the local office and flooring workshop off 11th street.

# Wisconsin Entertainment and Sports Center: Construction Inclusion

**Table 7 - Wisconsin Entertainment and Sports Center: Construction Inclusion through December 31, 2017**

SBE, DBE, SDB, OR 8(a) FIRMS	SBE, DBE, SDB or 8(a)	SUBCONTRACTOR TO	SERVICE PERFORMED	CONTRACT AMOUNT	AMOUNT PAID THROUGH 12/31/17
Abaxent, LLC	S/DBE	Johnson Controls, Inc.	Cisco Stadium Hardware & Software	\$1,367,373	\$-
Affirmative Supply Co.	SBE	C. M. Morris Group Inc.	Fireproofing Materials	\$475,000	\$475,000
Applied Flooring Solutions, LLC	DBE	M.A. Mortenson Company	Epoxy Flooring	\$356,755	\$144,900
Arrow Specialized Carriers, Inc.	SDB	Spancrete, Inc.	Precast Hauling	\$242,636	\$242,636
Arteaga Construction, Inc.	S/DBE	Langer Roofing & Sheet Metal Inc.	Sheet Metal Fabrication & Installation	\$884,000	\$411,882
Arteaga Construction, Inc.	S/DBE	M.A. Mortenson Company	Masonry	\$4,598,966	\$3,847,635
ASAP Fastening Systems, Inc.	DBE	Merrill Iron & Steel, Inc.	Fasteners	\$65,514	\$65,514
ASAP Fastening Systems, Inc.	DBE	Merrill Iron & Steel, Inc.	Fasteners	\$240,091	\$236,335
B&D Contractors, Inc.	S/DBE	Construction Supply & Erection, Inc.	Labor and Materials	\$300,382	\$181,211
Belonger Corporation	SBE	Ice Builders, Inc.	Labor and Materials	\$320,105	\$103,070
Benchmark LLC	DBE	Irwin Seating Co.	Seating Installation	\$396,615	\$-
Best Erectors, Inc.	S/DBE	Midwest Stairs & Iron, Inc.	Erector	\$525,500	\$525,500
BMR Design Group, Inc.	SBE	United States Alliance Fire Protection, Inc.	Design	\$735,730	\$419,271
C-Butts Electric, Inc.	S/DBE	Uihlein Electric Co., Inc.	Install Pipe and Wire	\$200,000	\$181,506
Choice Construction Companies, Inc.	S/DBE	Ice Builders, Inc.	Supply and install Rebar/Mesh	\$25,298	\$-
Choice Construction Companies, Inc.	S/DBE	Merrill Iron & Steel, Inc. / JP Cullen & Sons, Inc.	Steel Erection	\$1,167,693	\$1,161,440
Choice Construction Companies, Inc.	S/DBE	Merrill Iron & Steel, Inc. / JP Cullen & Sons, Inc.	Shoring Tower Rebar	\$14,400	\$12,960
Choice Construction Companies, Inc.	S/DBE	M.A. Mortenson Company	CIP Concrete (Rebar Install)	\$1,350,152	\$1,349,282
Choice Construction Companies, Inc.	S/DBE	Spancrete, Inc.	Precast Concrete Erection	\$745,704	\$669,898
Choice Construction Companies, Inc.	S/DBE	Staff Electric Co., Inc.	Concrete Work	\$2,039	\$2,039
CK Gates and Associates LLC	S/DBE	Johnson Controls Inc.	PM, Field Verified/ Contract Mgmt	\$303,638	\$144,855
Courtland LLC	DBE	Egan Company	Supply Curtain Wall Glass/Framing	\$1,955,000	\$1,495,419
D & G Insulation, Inc.	DBE	Ice Builders, Inc.	Mechanical Room Insulation	\$35,265	\$21,159
D & M Express of Wisconsin, Inc.	DBE	Egan Company	Trucking	\$24,429	\$24,429
D & M Express of Wisconsin, Inc.	DBE	Merrill Iron & Steel, Inc.	Trucking	\$440,334	\$440,334

Table continued on page 21

# Wisconsin Entertainment and Sports Center: Construction Inclusion (Continued)

**Table 7 - Continued**

SBE, DBE, SDB, OR 8(a) FIRMS	SBE, DBE, SDB or 8(a)	SUBCONTRACTOR TO	SERVICE PERFORMED	CONTRACT AMOUNT	AMOUNT PAID THROUGH 12/31/17
Dairyland Energy Solutions, Inc.	S/DBE	Staff Electric Co., Inc.	Generator/Transfer Switch	\$988,252	\$851,128
Dairyland Energy Solutions, Inc.	S/DBE	Staff Electric Co., Inc. / Johnson Controls Inc.	Labor & Materials	\$2,302,418	\$419,159
Duwe Metal Products, Inc.	DBE	Construction Supply & Erection, Inc.	Miscellaneous Metals	\$169,712	\$-
Duwe Metal Products, Inc.	DBE	Merrill Iron & Steel, Inc.	Furnish & Install Structural Steel	\$10,852	\$10,852
Duwe Metal Products, Inc.	DBE	Merrill Iron & Steel, Inc.	Misc. Fabrication	\$1,149,099	\$1,117,340
Duwe Metal Products, Inc.	DBE	Merrill Iron & Steel, Inc.	Lab Mockup Fabrication and Erect	\$56,674	\$56,674
Duwe Metal Products, Inc.	DBE	Merrill Iron & Steel, Inc.	Joist Supply	\$57,415	\$57,415
Duwe Metal Products, Inc.	DBE	Merrill Iron & Steel, Inc.	Catwalk Fabrication	\$1,500,718	\$1,390,042
Duwe Metal Products, Inc.	DBE	Merrill Iron & Steel, Inc. / JP Cullen & Sons, Inc.	Steel Erection - Areas E & F & Temp Bracing, Shoring Tower	\$2,298,033	\$1,826,831
Duwe Metal Products, Inc.	DBE	Merrill Iron & Steel, Inc. / JP Cullen & Sons, Inc.	Temp Braces	\$202,063	\$202,063
Emerald City Tile, Inc.	SBE	Grazzini Brothers and Company	Material Supplier	\$875,000	\$250,301
Equity Supply Group LLC	S/DBE	MG McGrath Inc.	Waterproofing Zinc	\$1,000,000	\$61,963
Equity Supply Group LLC	SBE	Northern Illinois Terrazzo & Tile Company	Supply Terrazzo Material	\$595,615	\$-
Express Insulation, Inc.	DBE	Grunau Company, Inc.	Insulation	\$2,099,672	\$1,252,711
Express Insulation, Inc.	DBE	Hooper Corporation	Insulation	\$389,530	\$212,528
Hall Trucking	DBE	Spancrete, Inc.	Trucking	\$30,240	\$30,240
Hard Rock Sawing & Drilling Specialists Company	DBE	Construction Supply & Erection, Inc.	Core Drilling	\$1,025	\$1,025
Hard Rock Sawing & Drilling Specialists Company	DBE	Hooper Corporation	Saw Cutting/Coring (T&M)	\$17,798	\$10,710
Hard Rock Sawing & Drilling Specialists Company	DBE	Spancrete, Inc.	Cutting Precast	\$9,408	\$9,408
Hard Rock Sawing & Drilling Specialists Company	DBE	Staff Electric Co., Inc.	Core Drilling	\$19,581	\$19,581
Hetzel-Sanfillipo Inc.	DBE	Langer Roofing & Sheet Metal Inc.	Carpentry	\$306,260	\$221,778
Hiram Power Electric, LLC	S/DBE	Johnson Controls Inc.	A/V Broadcasting Equipment	\$455,000	\$270,286
House of Stone, Inc.	SBE	Wilkie Sanderson	Stone Counters	\$562,883	\$-
Hurt Electric Inc.	S/DBE	Staff Electric Co., Inc.	Distribution Equipment	\$2,574,133	\$2,400,641
Hurt Electric Inc.	S/DBE	Staff Electric Co., Inc.	Eaton/Powerware	\$465,338	\$430,338

Table continued on page 22

# Wisconsin Entertainment and Sports Center: Construction Inclusion (Continued)

**Table 7 - Continued**

SBE, DBE, SDB, OR 8(a) FIRMS	SBE, DBE, SDB or 8(a)	SUBCONTRACTOR TO	SERVICE PERFORMED	CONTRACT AMOUNT	AMOUNT PAID THROUGH 12/31/17
Hurt Electric Inc.	S/DBE	Staff Electric Co., Inc.	Light Fixtures	\$4,551,307	\$4,164,074
HVA Products, Inc.	DBE	Grunau Company, Inc.	HVAC Materials & Equipment	\$1,412,625	\$825,924
HVA Products, Inc.	DBE	Grunau Company, Inc.	Supply & Install HVAC Vehicle Exhaust System	\$111,900	\$-
JCP Construction LLC	S/DBE	Chenery Bros. Inc.	Waterproofing	\$59,775	\$53,539
JCP Construction LLC	S/DBE	Ice Builders, Inc.	Vapor Barrier Installation	\$68,770	\$-
JCP Construction LLC	S/DBE	M.A. Mortenson Company	Site Concrete	\$662,242	\$595,066
JCP Construction LLC	S/DBE	M.A. Mortenson Company	Division 10 Specialities	\$1,685,174	\$75,389
JCP Construction LLC	S/DBE	M.A. Mortenson Company	Perimeter Security	1,733,753	\$402,047
JCP Construction LLC	SBE	Merrill Iron & Steel, Inc. / JP Cullen & Sons, Inc.	Shoring Tower Concrete Footings	\$32,892	\$29,603
JCP Construction LLC	S/DBE	MG McGrath Inc.	Install Grace HT	\$219,591	\$173,125
JCP Construction LLC	SBE	SC Railing Company	Railing Installation	\$1,187,289	\$395,905
JCP Construction LLC	S/DBE	Wall-Tech, Inc.	Carpentry	\$1,050,000	\$424,117
JCP Construction LLC	S/DBE	Wall-Tech	Carpentry	\$50,000	\$41,964
Ketchum Professional Resources, LLC	DBE	Stafford-Smith, Inc.	Supply and Install Equipment	\$1,673,165	\$1,074,181
Ketchum Professional Resources, LLC	DBE	Stafford-Smith, Inc.	Supply and Install Equipment	\$329,824	\$-
McDowell Construction Corporation	SBE	Northway Fence, Inc.	Fencing Materials	\$37,288	\$37,288
NTL, LLC	SBE	Spancrete Inc.	Trucking	\$50,000	\$-
Nuvo Construction Company, Inc.	S/DBE	Michels Corporation	Pile Materials	\$445,785	\$445,785
P.L Freeman Co.	SBE	Grunau Company, Inc.	Materials and Installation	\$2,576,530	\$2,206,541
P.L Freeman Co.	SBE	Hooper Corporation	Labor	\$250,000	\$137,085
P.L Freeman Co.	SBE	Langer Roofing & Sheet Metal Inc.	Roofing	\$120,000	\$105,639
P.L Freeman Co.	SBE	Stafford-Smith, Inc.	Food Service Equipment Installation	\$11,930	\$-
Peachy Clean Commerical and Construction Cleaning LLC	DBE	Grunau Company, Inc.	Cleaning	\$4,200	\$3,900
Price & Sons, Incorporated	SBE	Hooper Corporation	Materials Supplier	\$534,850	\$534,850

Table continued on page 23

# Wisconsin Entertainment and Sports Center: Construction Inclusion (Continued)

**Table 7 - Continued**

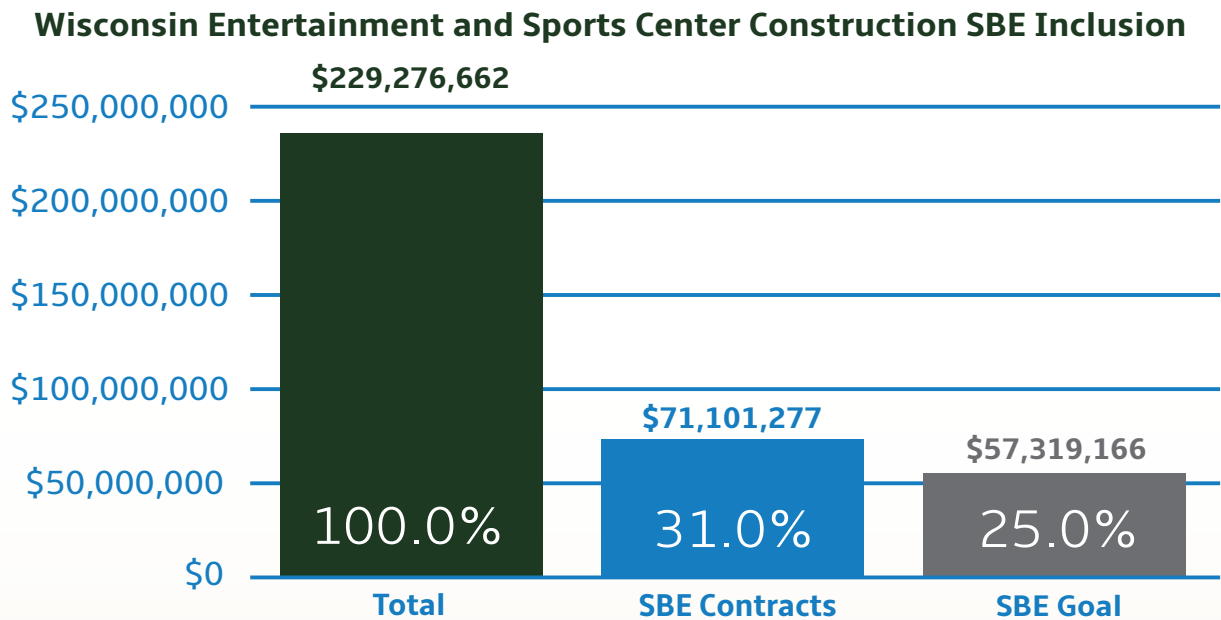
SBE, DBE, SDB, OR 8(a) FIRMS	SBE, DBE, SDB or 8(a)	SUBCONTRACTOR TO	SERVICE PERFORMED	CONTRACT AMOUNT	AMOUNT PAID THROUGH 12/31/17
Rams Contracting, LTD.	SBE	Ice Builders, Inc.	Excavate Rink Mains	\$12,000	\$-
Rams Contracting, LTD.	SBE	M.A. Mortenson Company	Earthwork / Utilities	\$3,795,587	\$3,073,125
Rams Contracting, LTD.	SBE	M.A. Mortenson Company	Asphalt Paving	\$64,414	\$-
Rams Contracting, LTD.	SBE	Merrill Iron & Steel, Inc. / JP Cullen & Sons, Inc.	Shoring Tower, Concrete Footing	\$4,894	\$4,894
Rockwell Mechanical LLC	SBE	Grunau Company	HVAC	\$1,138,835	\$1,138,835
Sonag Company, Inc.	DBE	Common Link Construction, LLC	T&M Framing & GWB	\$735,000	\$447,590
Sonag Ready Mix, LLC	SBE	Ice Builders, Inc.	CIP Concrete (Ready Mix Supplier)	\$51,373	\$-
Sonag Ready Mix, LLC	SBE	M.A. Mortenson Company	CIP Concrete (Ready Mix Supplier)	\$2,154,590	\$1,877,977
Sonag Ready Mix, LLC	SBE	Michels Corporation	Concrete & Pile Materials	\$101,877	\$101,877
South Star, Inc.	SBE	Rams Contracting, LTD.	Trucking	\$77,527	\$77,527
SPE, Inc.	DBE	Grunau Company, Inc.	Install TV Brackets	\$19,900	\$-
Stormwater Plans LLC	DBE	Hooper Corporation	Design BIM Work	\$180,000	\$148,810
Stormwater Plans LLC	DBE	Uihlein Electric Co., Inc.	Design BIM Work	\$33,708	\$33,708
Thomas A. Mason Company, Inc.	S/DBE	Grunau Company, Inc.	Touch-Up/Paint	\$30,998	\$-
Thomas A. Mason Company, Inc.	S/DBE	Ice Builders, Inc.	Painting	\$8,762	\$-
Thomas A. Mason Company, Inc.	S/DBE	M.A. Mortenson Company	Carpet & Resilient Flooring	\$1,955,693	\$60,030
Thomas A. Mason Company, Inc.	S/DBE	M.A. Mortenson Company	Wall Coverings, Painting & Coatings	\$1,996,408	\$490,490
Thomas A. Mason Company, Inc.	SBE	Merrill Iron & Steel, Inc. / JP Cullen & Sons, Inc.	Touch-Up/Paint	\$514,401	\$454,775
Thomas A. Mason Company, Inc.	SBE	Wall-Tech, Inc.	Drywall, Taping and Finishing	\$1,862,231	\$1,276,700
Tremmel-Anderson Trucking LLC	S/DBE	Rams Contracting, LTD.	Trucking	\$385,485	\$385,485
Tremmel-Anderson Trucking LLC	S/DBE	Veit & Company, Inc.	Trucking/Disposal	\$55,178	\$55,178
Wards Welding & Fabrication, Inc.	SBE	Merrill Iron & Steel, Inc.	Material Supply	\$1,446,956	\$1,446,956

Table continued on page 24

# Wisconsin Entertainment and Sports Center: Construction Inclusion (Continued)

Table 7 - Continued

SBE, DBE, SDB, OR 8(a) FIRMS	SBE, DBE, SDB or 8(a)	SUBCONTRACTOR TO	SERVICE PERFORMED	CONTRACT AMOUNT	AMOUNT PAID THROUGH 12/31/17
ZS, LLC	SBE	Construction Supply & Erection, Inc.	Structural Engineering	\$1,450	\$1,450
ZS, LLC	SBE	Grunau Company, Inc.	Structural Engineering	\$27,325	\$27,325
To Be Determined				\$678,457	\$-
<b>TOTAL INCLUSION</b>				<b>\$71,101,277</b>	<b>\$46,088,043</b>
INCLUSION AS A % OF CONSTRUCTION COSTS SUBJECT TO INCLUSION				31.0%	
INCLUSION AS A % OF CONSTRUCTION PAYMENTS MADE					32.6%
CONSTRUCTION COST SUBJECT TO INCLUSION				\$229,276,662	
CONSTRUCTION PAYMENTS					\$141,498,372





# PAINTING A NEW MILWAUKEE

Sanchez Painting Contractors, Inc.

*"....Building a business is not a sprint, it's a marathon."*



**Jose Sanchez Owner & President  
Sanchez Painting Contractors, Inc.**

For Jose Sanchez, Founder and President of Sanchez Painting, the opportunity to grow a successful business has been a labor of love in the city he has always called home. The first generation from a family of immigrants, Jose grew up on the Southside of Milwaukee, becoming a graduate of the Milwaukee Public Schools system, and then MATC. Today, he prides himself on building a business that not only contributes to the expanding landscape of the city, but also creates careers for his 30 employees and their families.

Started in 1997, Sanchez Painting got its start with Jose as the sole employee primarily performing residential painting jobs. The firm soon found its niche, evolving to their current specialty of commercial painting. The team at Sanchez Painting has lent its expertise on numerous projects across Southeastern Wisconsin including the Iron Horse Hotel, St. Mary's Hospital, Marquette College of Engineering, Pabst Blue Ribbon Hotel, as well as multiple phases of the North End projects.

Of the experience to work on the 5th Street Parking Structure, Jose shares that he enjoyed the opportunity to work with Findorff. Responsible for painting stairwells, elevator shafts and lobbies, hallways, and more of the parking structure, the team successfully maintained the high quality work for

which they are known despite a demanding schedule and timeline. Their work on this project has already translated into additional jobs, fulfilling Jose's ultimate goal of continuing to create careers in the construction industry.

The long-term success and growth of Sanchez Painting can be attributed to Jose's commitment to a strong set of guiding principles, including "Don't spend what you don't have, don't buy what you don't need, and be patient. [Building a business] is not a sprint, it's a marathon." He has also found that being selective in the projects his firm undertakes allows them to deliver the most value and an overall superb customer experience. "We've maintained an impeccable reputation in the industry with ethical, quality-conscious construction practices. We're always looking for a way to save money without compromising the longevity of the project."

Jose is highly appreciative of the men and women he employees, acknowledging that without their hard work and dedication, he would not be where he is today. His will to take care of and assist others is not limited to those he employs. Jose also donates his time helping to build the next generation of business leaders, volunteering at the Multicultural Entrepreneurial Institute.

## 5th Street Parking Structure: Construction Inclusion

**Table 8 - 5th Street Parking Structure: Construction Inclusion through December 31, 2017**

SBE, DBE, SDB, OR 8(a) FIRMS	SBE, DBE, SDB or 8(a)	SUBCONTRACTOR TO	SERVICE PERFORMED	CONTRACT AMOUNT	AMOUNT PAID THROUGH 12/31/17
3G Trucking, LLC	DBE	Lake Edge Logistics, LLC	Trucking	\$1,900	\$1,900
Best Erectors, Inc.	DBE	Klein Dickert Milwaukee, Inc.	Curtain Wall Erection	\$213,527	\$213,527
Best Erectors, Inc.	DBE	Midwest Stairs & Iron, Inc.	Barrier Cables	\$116,300	\$27,100
Best Erectors, Inc.	DBE	Midwest Stairs & Iron, Inc.	Metal Panels	\$327,928	\$200,950
Choice Construction Companies, Inc.	S/DBE	C. G. Schmidt, Inc.	Reinforcing Steel	\$2,288,586	\$2,052,849
Choice Construction Companies, Inc.	S/DBE	J. H. Findorff & Son Inc.	Reinforcing Steel	\$195,665	\$193,899
Dairyland Energy Solutions	S/DBE	Staff Electric Co., Inc.	Structured Cable	\$28,500	\$-
Duwe Metal Products, Inc.	DBE	J. H. Findorff & Son Inc.	Structural & Misc. Metals	\$530,218	\$454,013
EFH Trucking LLC	DBE	Lake Edge Logistics, LLC	Trucking & Tipping Fees	\$374,380	\$374,380
Express Insulation, Inc.	DBE	J. F. Ahern Co.	Fire Protection Insulation	\$8,475	\$8,475
Express Insulation, Inc.	DBE	J. F. Ahern Co.	HVAC Insulation	\$6,390	\$6,390
Express Insulation, Inc.	DBE	J. F. Ahern Co.	Plumbing Insulation	\$46,000	\$23,000
Hard Rock Sawing & Drilling Specialist Company	S/DBE	C.G. Schmidt, Inc.	Sawing Cutting	\$2,750	\$2,475
Hard Rock Sawing & Drilling Specialist Company	S/DBE	J. H. Findorff & Son Inc.	Wall Sawing	\$3,545	\$3,545
Harkinson Consulting LLC	DBE	J. H. Findorff & Son Inc.	Labor Compliance Services	\$74,292	\$64,637
Heider & Bott Company	DBE	Bohmann & Vick, Inc.	Material Supplier	\$34,000	\$29,185
Hetzel San-Filippo, Inc.	DBE	J. H. Findorff & Son Inc.	Drywall	\$167,782	\$142,486
Hiram Power Electric, LLC	S/DBE	Lemberg Electric Company, Inc.	Electrical Materials	\$412,563	\$374,030
Hiram Power Electric, LLC	S/DBE	Staff Electric Co., Inc.	Supply & Install Struct. Cable	\$28,182	\$28,182
Hurt Electric Inc.	S/DBE	Uihlein Electric Co., Inc.	Electrical	\$16,932	\$16,932
HVA Products, Inc.	DBE	J. F. Ahern Co.	HVAC Equipment	\$41,900	\$41,900
HVA Products, Inc.	DBE	J. F. Ahern Co.	Controls	\$26,650	\$22,816
JCP Construction LLC	S/DBE	J. H. Findorff & Son Inc.	General Trades/ Carpentry	\$162,616	\$149,052
KMI Construction LLC	SBE	J. H. Findorff & Son Inc.	Masonry	\$1,517,092	\$1,355,950
LF Green Development, LLC	S/DBE	Michels Corporation	Construction Staking	\$3,823	\$3,823

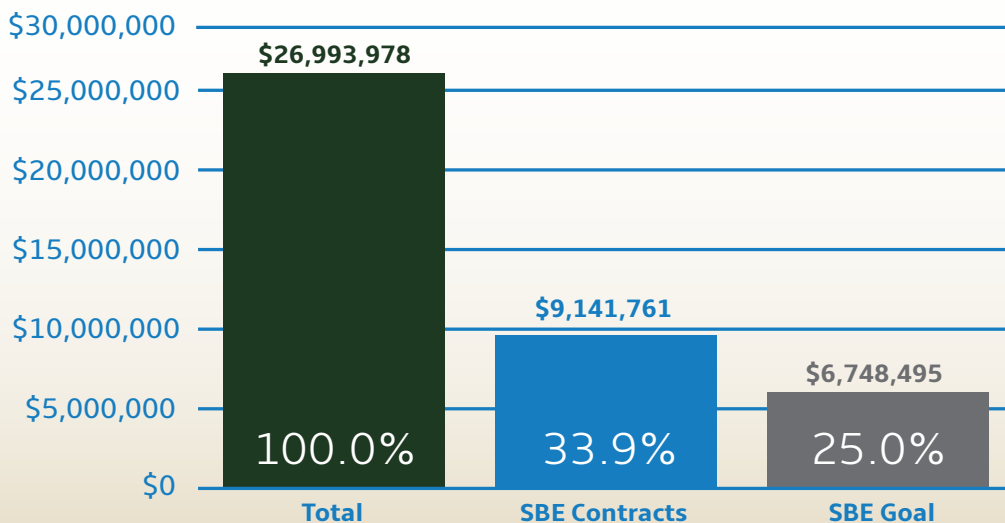
Table continued on page 26

## 5th Street Parking Structure: Construction Inclusion (Continued)

Table 8 - Continued

SBE, DBE, SDB, OR 8(a) FIRMS	SBE, DBE, SDB or 8(a)	SUBCONTRACTOR TO	SERVICE PERFORMED	CONTRACT AMOUNT	AMOUNT PAID THROUGH 12/31/17
Marek Landscaping, LLC	DBE	Edgerton Contractors, Inc.	Erosion Control	\$2,881	\$2,881
Nuvo Construction Company, Inc.	S/DBE	Michels Corporation	Pile Material Supplier	\$263,729	\$263,729
Price and Sons, Incorporated	S/DBE	J. F. Ahern Co.	Plumbing Material Supplier	\$47,982	\$47,982
Renegade Trucking, LLC	SBE	Lake Edge Logistics, LLC	Trucking	\$708	\$708
Sanchez Painting Contractors, Inc.	SBE	J. H. Findorff & Son Inc.	Painting	\$201,871	\$74,145
Sanchez Painting Contractors, Inc.	SBE	J. H. Findorff & Son Inc.	Concrete Sealing	\$38,567	\$34,710
Sonag Ready Mix, LLC	SBE	C. G. Schmidt, Inc.	Ready Mix Concrete	\$1,681,907	\$1,681,907
Sonag Ready Mix, LLC	SBE	Michels Corporation	Ready Mix Concrete	\$31,462	\$31,462
Sonag Ready Mix, LLC	SBE	J. H. Findorff & Son Inc.	Ready Mix Concrete	\$202,455	\$202,455
Sonag Ready Mix, LLC	SBE	J. H. Findorff & Son Inc.	Precast Grout Mix	\$2,451	\$351
Sonag Ready Mix, LLC	SBE	Stark Pavement Corporation	Ready Mix Concrete	\$32,000	\$-
South Star, Inc.	S/DBE	Lake Edge Logistics, LLC	Trucking	\$5,752	\$5,752
<b>TOTAL INCLUSION</b>				<b>\$9,141,761</b>	<b>\$8,137,578</b>
<b>INCLUSION AS A % OF CONSTRUCTION COST SUBJECT TO INCLUSION</b>				<b>33.9%</b>	
<b>INCLUSION AS A % OF CONSTRUCTION PAYMENTS MADE</b>					<b>35.0%</b>
<b>CONSTRUCTION COST SUBJECT TO INCLUSION</b>				<b>\$26,993,978</b>	
<b>CONSTRUCTION PAYMENTS</b>					<b>\$23,250,932</b>

5th Street Parking Structure Construction SBE Inclusion



## Public Plaza: Construction Inclusion

**Table 9 - Public Plaza: Construction Inclusion through December 31, 2017**

SBE, DBE, SDB, OR 8(a) FIRMS	SBE, DBE, SDB or 8(a)	SUBCONTRACTOR TO	SERVICE PERFORMED	CONTRACT AMOUNT	AMOUNT PAID THROUGH 12/31/17
Arteaga Construction, Inc.	SBE	Superior Masonry Builders, Inc.	Supply and Install Bollards and Gate Fence	\$618,500	\$-
Arteaga Construction, Inc.	SBE	Superior Masonry Builders, Inc.	Supply and Install Bollards and Gate Fence	\$79,750	\$-
Arteaga Construction, Inc.	SBE	Veit & Company, Inc.	Crane Rigging & Lifting Services	\$192,748	\$192,748
Autumn Trucking, Inc.	SBE	Veit & Company, Inc.	Trucking/Fuel Delivery	\$35,932	\$35,932
Best Ed, LLC	SBE	Hunzinger Construction Company	Supplies	\$1,695	\$1,695
Flores Contractors, Inc.	DBE	Veit & Company, Inc.	Erosion Control Measures	\$2,006	\$2,006
Hard Rock Sawing & Drilling Specialists Company	SBE	Veit & Company, Inc.	Saw Cutting/Core Drilling	\$40,235	\$40,235
Hero Plumbing, LLC	DBE	Cornerstone Plumbing, LLC	Installation of Trench Drains	\$142,744	\$-
Hurt Electric, Inc.	DBE	Pieper Electric, Inc.	Supply and Install Electrical Materials	\$368,065	\$-
Price and Sons, Incorporated	S/DBE	Cornerstone Plumbing, LLC	Distributor	\$12,740	\$-
Rams Contracting, LTD.	S/DBE	Hunzinger Construction Company	Site Demo and Earthwork	\$448,855	\$-
Sonag Ready Mix, LLC	SBE	Cornerstone Plumbing, LLC	Supply Concrete Ready Mix	\$8,000	\$-
Sonag Ready Mix, LLC	SBE	Superior Masonry Builders, Inc.	Supply Concrete Ready Mix	\$203,000	\$-
Sonag Ready Mix, LLC	SBE	Superior Masonry Builders, Inc.	Supply Concrete Ready Mix	\$13,920	\$-
Thomas A. Mason Company, Inc.	S/DBE	Hunzinger Construction Company	Painting	\$68,191	\$-
Tremmel-Anderson Trucking LLC	S/DBE	Cornerstone Plumbing, LLC	Trucking	\$70,000	\$-
Tremmel-Anderson Trucking LLC	S/DBE	Veit & Company, Inc.	Trucking	\$206,004	\$206,004
To Be Determined				\$562,615	\$-

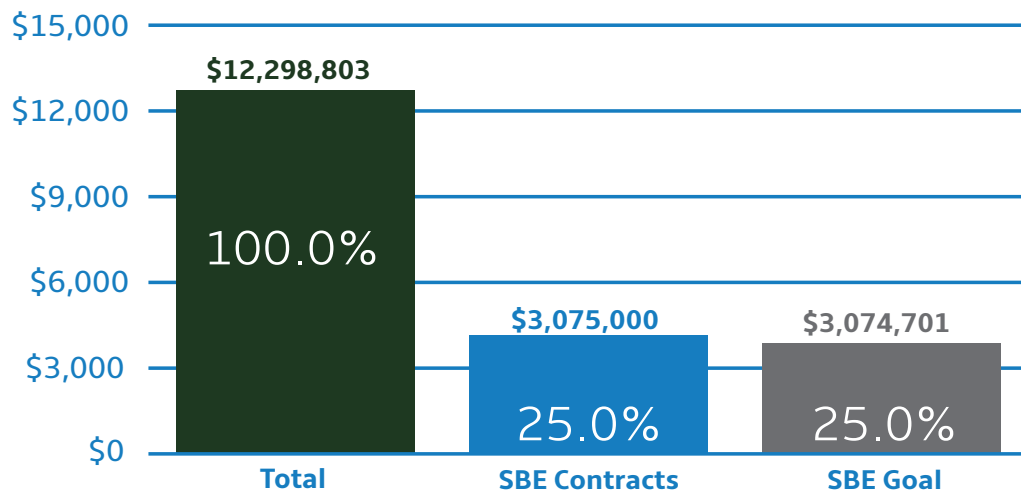
Table continued on page 28

## Public Plaza: Construction Inclusion

**Table 9 - Public Plaza: Construction Inclusion through December 31, 2017**

TOTAL INCLUSION	\$3,075,000	\$478,620
INCLUSION AS A % OF CONSTRUCTION COST SUBJECT TO INCLUSION	25.0%	
INCLUSION AS A % OF CONSTRUCTION PAYMENTS MADE		22.1%
CONSTRUCTION COST SUBJECT TO INCLUSION	\$12,298,803	
CONSTRUCTION PAYMENTS		\$2,168,400

### Public Plaza Construction SBE Inclusion



RAMS Contracting, LTD working on Public Plaza during earthwork/site demolition.



# RPP Inclusion



## FROM REFERRAL TO CAREER OPPORTUNITY

Al McCullough - MG McGrath - Sheetmetal Worker



---

*"This is my career and I will be doing this for the next 10 years"*

---

We caught up with Mr. Al McCullough, a Sheetmetal worker for MG McGrath. He sat down with us and gave us some insight on his career and his job duties. We asked how did he get into the Sheetmetal trade, he said he had a cousin that was a Sheetmetal worker and advised him that he should try the trade. He didn't know anything about being a Sheetmetal worker but was eager to give it a try.

"I have been a Sheetmetal worker for 14-15 years and an RPP certified worker the entire time". How did you get connected with MG McGrath? "My union representative said that they had work in Minnesota, so I took a chance and went to Minnesota and worked for eight straight months until the project was

complete and then came home to Milwaukee and have been working on the Milwaukee Bucks project ever since".

Do you see yourself making a career out your position? "This is my career and I will be doing this for the next 10 years". There are some negatives in working in construction like the weather and layoffs, Al mentioned. He further added that there are also some positives as well such as the great pay and benefits.

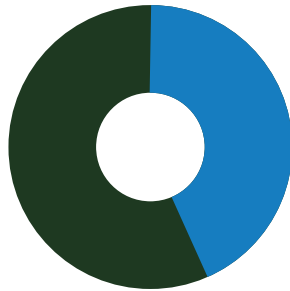
Mr. McCullough has worked on other construction projects but says this project alone is a major long-term project and practices good safety standards. "This project will make this city more of a place to hang out at", Al stated.

# Wisconsin Entertainment and Sports Center: RPP Inclusion

**Table 10 - Wisconsin Entertainment and Sports Center RPP Inclusion through December 31, 2017**

Total Construction Hours	1,115,218.9
RPP Target Based on Total Hours (multiplied by 40%)	446,087.5
Applicable RPP Goal	40.0%
Total RPP Hours	461,157.3
Monitoring Above (Below) Goal	15,069.8
RPP Percentage (Total RPP Construction Hours/Total Construction Hours Worked)	41.4%

## Wisconsin Entertainment and Sports Center Residents Preference Program (RPP) Inclusion



- **41.4% RPP Participation**  
461,157.3 Total RPP Hours
- **58.6% Non-RPP Participation**  
654,061.6 Total Non- RPP Hours
- 1,115,218.9 Total Workforce Hours

**Table 11 - Wisconsin Entertainment and Sports Center: RPP Inclusion (excluding Non-Wisconsin residents) through December 31, 2017**

Total Construction Hours	1,115,218.9
Less Hours Worked by Non-Wisconsin Residents	49,181.0
Construction Hours Worked by Wisconsin Residents Only	1,066,037.9
RPP Hours	461,157.3
RPP Participation Percentage (Excluding non-Wisconsin residents)	43.3%

Milwaukee Code of Ordinances (MCO) Section 355-7(1)(a) notes that for the purpose of calculating RPP participation "...worker hours'... excludes the number of hours of work performed by all non-Wisconsin residents."



# Wisconsin Entertainment and Sports Center: RPP Inclusion

**Table 12 - Wisconsin Entertainment and Sports Center: RPP Inclusion by Contractor through December 31, 2017**

CONTRACTOR	SUBCONTRACTOR TO	SERVICE PERFORMED	WORKFORCE HOURS	RPP INCLUSION HOURS THROUGH 12/31/17
M. A. Mortenson Company	General Contractor	Concrete	135,752.5	56,969.0
API Construction Company	P.L. Freeman Co.	Siding/Roofing	3,958.5	1,930.0
API Construction Company	M. A. Mortenson Company	Siding/Roofing	1,237.5	541.0
Applied Flooring Solutions, LLC	M. A. Mortenson Company	Flooring	638.8	110.8
Arteaga Construction, Inc.	Langer Roofing & Sheet Metal Inc.	Masonry	2,620.5	20,935.5
Arteaga Construction, Inc.	M. A. Mortenson Company	Masonry	49,409.5	1,310.5
Austad & Son, Inc.	M. A. Mortenson Company	Acoustical Tile	2,320.0	328.5
Austad & Son, Inc.	Wall-Tech, Inc.	Acoustical Tile	6,141.0	2,408.5
B&D Contractors, Inc.	Construction Supply & Erection, Inc.	Fabrication/ Installation	2,272.3	1,389.5
Badger Ladder/Scaffold, LLC	Thomas A. Mason Company, Inc.	Scaffolding/Ladders	2,541.0	869.0
Balestrieri Environmental & Development, Inc.	Veit & Company, Inc.	Hazardous Material Remediation	68.0	34.0
Belonger Corporation, Inc.	Ice Builders, Inc.	Mechanical/Plumbing	799.0	409.0
Benchmark, LLC	Irwin Seating Company	Seating	1,647.3	92.0
Beson & Houle, LLC	Arbon Equipment Corporation	Structural Steel	965.5	0.0
Best Erectors, Inc.	Midwest Stairs & Iron, Inc.	Steel Erection	5,770.0	4,007.0
Black Mountain Products, Inc.	Parsons Electric LLC	Exercise Equipment	32.0	0.0
C.M. Morris Group, Inc.	M. A. Mortenson Company	Sprayed Applied Fireproofing	23,366.0	11,222.5
C-Butts Electric, LLC	Uihlein Electric Co., Inc.	Electrical	2,493.5	901.5
Chenery Brothers, Inc.	M. A. Mortenson Company	Damproofing & Waterproofing	218.0	0.0
Choice Construction Companies, Inc.	J.P. Cullen & Sons, Inc.	Concr Reinf & PT Installation	10,716.0	4,954.0
Choice Construction Companies, Inc.	Staff Electric Co., Inc.	Concr Reinf & PT Installation	20.5	15.0
Choice Construction Companies, Inc.	Spancrete, Inc.	Concr Reinf & PT Installation	3,581.5	1,878.5
Choice Construction Companies, Inc.	M. A. Mortenson Company	Concr Reinf & PT Installation	16,372.5	6,981.5
Common Links Construction, LLC	M. A. Mortenson Company	Steel/Stud/Drywall	8,341.0	2,450.0
Construction Supply & Erection, Inc.	M. A. Mortenson Company	Erection	383.3	0.0

Table continued on page 34

# Wisconsin Entertainment and Sports Center: RPP Inclusion (Continued)

**Table 12 - Continued**

CONTRACTOR	SUBCONTRACTOR TO	SERVICE PERFORMED	WORKFORCE HOURS	RPP INCLUSION HOURS THROUGH 12/31/17
Concrete & Masonry Restoration, LLC	M. A. Mortenson Company	Restoration	136.5	0.0
Crowley Construction Corporation	Rams Contracting, LTD.	Pavement Marking	16.5	5.5
D.F. Tomasini Contractors, Inc.	Staff Electric Co., Inc./ Rams Contracting, LTD.	Site Utilities	4,930.0	890.0
Dairyland Energy Solutions, Inc.	Arbon Equipment Corporation	Electrical	268.5	0.0
Dairyland Energy Solutions, Inc.	Johnson Controls, Inc.	Electrical	1,610.0	1,477.0
Dairyland Energy Solutions, Inc.	Staff Electric Co., Inc.	Electrical	1,216.5	1,216.5
Daktronics, Inc.	M. A. Mortenson Company	Video Display	598.3	0.0
Dawes Rigging & Crane Rental, Inc.	Choice Construction Companies, Inc.	Rigging/Erecting	850.5	0.0
Dawes Rigging & Crane Rental, Inc.	Common Links Construction, LLC	Rigging/Erecting	9.0	0.0
Dawes Rigging & Crane Rental, Inc.	Egan Company	Rigging/Erecting	475.0	0.0
Dawes Rigging & Crane Rental, Inc.	Grunau Company, Inc.	Rigging/Erecting	939.5	0.0
Dawes Rigging & Crane Rental, Inc.	J.P. Cullen & Sons, Inc.	Rigging/Erecting	913.8	0.0
Dawes Rigging & Crane Rental, Inc.	Midwest Stairs & Iron, Inc.	Rigging/Erecting	391.0	0.0
Dawes Rigging & Crane Rental, Inc.	Wall-Tech, Inc.	Rigging/Erecting	1,475.0	0.0
Deangelis Construction LLC	Rams Contracting, LTD.	Concrete	394.0	257.5
Doral Corporation	Ice Builders, Inc.	Rigging/Erecting	53.0	9.0
Doral Corporation	JCP Construction LLC	Rigging/Erecting	4,182.5	1,270.5
Doral Corporation	Staff Electric Co., Inc.	Rigging/Erecting	1,280.5	291.5
Duwe Metal Products, Inc.	Construction Supply & Erection, Inc.	Structural Fabrication	76.0	0.0
Duwe Metal Products, Inc.	J.P. Cullen & Sons, Inc.	Structural Fabrication	22,688.5	14,985.5
Egan Company	M. A. Mortenson Company	Aluminum Entrances, Storefront	11,742.5	4,554.5
Express Insulation, Inc.	Hooper Corporation	Insulation	24,922.0	8,289.0
Gagnon, Inc.	Thomas A. Mason Company, Inc.	Insulation/Scaffolding/ Fireproofing	695.0	0.0
Gateway Concrete Forming Systems, Inc.	M. A. Mortenson Company	Concrete Shoring	357.0	0.0
Grazzini Brothers and Company	M. A. Mortenson Company	Commercial Tile/Flooring	5,653.8	2,014.5

Table continued on page 35

# Wisconsin Entertainment and Sports Center: RPP Inclusion (Continued)

**Table 12 - Continued**

CONTRACTOR	SUBCONTRACTOR TO	SERVICE PERFORMED	WORKFORCE HOURS	RPP INCLUSION HOURS THROUGH 12/31/17
Grunau Company, Inc.	M. A. Mortenson Company	HVAC	87,615.7	34,806.7
Hard Rock Sawing & Drilling Specialists Company	Choice Construction Companies, Inc.	Concrete Saw Cutting	4.0	0.0
Hard Rock Sawing & Drilling Specialists Company	Construction Supply & Erection, Inc.	Concrete Saw Cutting	68.0	0.0
Hard Rock Sawing & Drilling Specialists Company	Hooper Corporation	Concrete Saw Cutting	91.0	0.0
Hard Rock Sawing & Drilling Specialists Company	Rams Contracting, LTD.	Concrete Saw Cutting	6.5	0.0
Hard Rock Sawing & Drilling Specialists Company	Spancrete, Inc.	Concrete Saw Cutting	20.5	0.0
Hard Rock Sawing & Drilling Specialists Company	Staff Electric Co., Inc.	Concrete Saw Cutting	134.5	0.0
High Voltage Maintenance Corporation	Staff Electric Co., Inc.	Electrical	279.5	0.0
Hetzel-Sanfilippo, Inc.	Langer Roofing & Sheet Metal Inc.	Gypsum Wallboard	3,618.5	1,360.5
Hiram Power Electric, LLC	Staff Electric Co., Inc.	Electrical	1,975.3	1,104.3
Hooper Corporation	M. A. Mortenson Company	Plumbing	53,719.3	21,203.5
Hurt Electric, Inc.	Staff Electric Co., Inc.	Electrical	4,266.8	2,366.8
Ice Builders, Inc.	M. A. Mortenson Company	Store Refrigeration/Ice	369.0	0.0
Ideal Crane Rental, Inc.	Choice Construction Companies, Inc.	Crane Rental	352.5	169.5
Ideal Crane Rental, Inc.	Grunau Company, Inc.	Crane Rental	3.0	0.0
Ideal Crane Rental, Inc.	Langer Roofing & Sheet Metal Inc.	Crane Rental	1,733.8	0.0
International Erectors, Inc.	Spancrete, Inc.	Steel Erection	3,725.0	0.0
JCP Construction LLC	J.P. Cullen & Sons, Inc.	Install Portion of Acoustical Ceilings	117.5	81.0
JCP Construction LLC	M. A. Mortenson Company	Install Portion of Acoustical Ceilings	11,838.3	7,244.0
JCP Construction LLC	M. G. McGrath, Inc.	Install Portion of Acoustical Ceilings	1,538.9	1,538.9
JCP Construction LLC	SC Railing Company	Install Portion of Acoustical Ceilings	1,069.0	1,067.5
JCP Construction LLC	Wall-Tech, Inc.	Install Portion of Acoustical Ceilings	6,336.5	2,250.0
J.P. Cullen & Sons, Inc.	Merrill Iron & Steel, Inc.	Steel Fabrication	55,112.0	20,314.0
J.P. Cullen & Sons, Inc.	Daktronics, Inc.	Steel Fabrication	1,917.0	1,463.0

Table continued on page 36

# Wisconsin Entertainment and Sports Center: RPP Inclusion (Continued)

**Table 12 - Continued**

CONTRACTOR	SUBCONTRACTOR TO	SERVICE PERFORMED	WORKFORCE HOURS	RPP INCLUSION HOURS THROUGH 12/31/17
Kone Inc.	M. A. Mortenson Company	Elevators	8,055.5	0.0
Langer Roofing & Sheet Metal Inc.	M. A. Mortenson Company	Roofing	27,137.8	10,126.3
Metropolitan Mechanical Contractors, Inc.	Grunau Company, Inc.	General Contracting	1,820.0	0.0
M. G. McGrath, Inc.	M. A. Mortenson Company	Metal Roof and Wall Panels	30,973.8	12,389.8
Michels Corporation	Rams Contracting, LTD.	Site Remediation, Piles Caissons	473.0	189.0
Michels Corporation	M. A. Mortenson Company	Dynamic Compaction and Deep Foundations/Piles	7,245.0	2,904.5
Mid State Traffic Control Inc.	M. A. Mortenson Company	Traffic Control	4.0	0.0
Mortl Restoration, Inc.	Spancrete, Inc.	Restoration	7,332.0	4,669.5
Northern Illinois Terrazzo & Tile Company	M. A. Mortenson Company	Commercial Tile/Flooring	3,801.5	205.0
Northway Fence, Inc.	M. A. Mortenson Company	Temporary Fence/ Installation	128.0	0.0
P.L. Freeman Co.	Grunau Company, Inc.	Plumbing/HVAC	4,411.8	1,419.5
P.L. Freeman Co.	Hooper Corporation	Plumbing/HVAC	2,536.5	2,403.0
P.L. Freeman Co.	Langer Roofing & Sheet Metal Inc.	Plumbing/HVAC	1,668.0	822.0
P.L. Freeman Co.	Stafford-Smith, Inc.	Plumbing/HVAC	100.0	100.0
Payne & Dolan, Inc.	Rams Contracting, LTD.	Earthwork/Site Utilities	147.3	11.0
Pieper Electric, Inc. dba Pro Lightning Protection	Staff Electric Co., Inc.	Electrical	288.0	0.0
PJ's Trucking, LLC	D.F. Tomasini Contractors, Inc.	Trucking	125.3	0.0
Price Erecting	Grunau Company, Inc.	Steel Erection	2,865.5	0.0
Price Erecting	J.P. Cullen & Sons, Inc.	Rigging/Erecting	2,843.0	0.0
Rams Contracting, LTD.	M. A. Mortenson Company	Earthwork/Site Utilities	13,595.8	5,190.3
Rams Contracting, LTD.	Ice Builders, Inc.	Earthwork/Site Utilities	20.0	0.0
Rockwell Mechanical LLC	Grunau Company, Inc.	HVAC	1,442.5	1,442.5
Sid's Sealants LLC	Arteaga Construction, Inc.	Caulking/Waterproofing	1,640.3	751.0
Sid's Sealants LLC	Egan Company	Caulking/Waterproofing	1,691.3	782.0
Sid's Sealants LLC	Langer Roofing & Sheet Metal Inc.	Caulking/Waterproofing	503.5	0.0

Table continued on page 37

# Wisconsin Entertainment and Sports Center: RPP Inclusion (Continued)

**Table 12 - Continued**

CONTRACTOR	SUBCONTRACTOR TO	SERVICE PERFORMED	WORKFORCE HOURS	RPP INCLUSION HOURS THROUGH 12/31/17
Sid's Sealants LLC	Wall-Tech, Inc.	Caulking/Waterproofing	3,264.3	1,480.8
Sonag Company, Inc.	Common Links Construction, LLC	Concrete Pouring	4,587.0	3,885.0
Sopinski Trenching & Excavating, LLC	Staff Electric Co., Inc.	Excavating	2,407.0	0.0
South Star, Inc.	Rams Contracting, LTD.	Trucking	776.5	467.5
S P E, Inc.	Grunau Company, Inc.	Steel/ Precast/ Crane Erection	11.5	0.0
Staff Electric Co., Inc.	Johnson Controls, Inc.	Electrical	51,726.8	23,402.3
Staff Electric Co., Inc.	M. A. Mortenson Company	Electrical	132,502.0	73,592.0
Staff Electric Co., Inc.	Parsons Electric LLC	Electrical	4,635.0	1,558.5
Theresa Tremmel Trucking, LLC	Rams Contracting, LTD.	Trucking	2,978.8	2,321.5
Thomas A. Mason Company, Inc.	M. A. Mortenson Company	Painting/Flooring	28,720.1	12,459.8
Thomas A. Mason Company, Inc.	Ice Builders, Inc.	Painting/Flooring	28.0	0.0
Total Mechanical, Inc.	Stafford-Smith Inc.	Mechanical/Plumbing	586.0	268.0
Tremmel - Anderson Trucking LLC	Veit & Company, Inc.	Trucking	47.8	30.5
Uihlein Electric Co., Inc.	Johnson Controls, Inc.	Electrical	9,326.5	2,978.5
United Construction & Fence LLC	Northway Fence, Inc.	Temporary Fence/ Installation	577.5	577.5
United States Alliance Fire Protection, Inc.	M. A. Mortenson Company	Fire Protection	12,964.9	6,763.4
United States Alliance Fire Protection, Inc.	Starfire Extinguisher Company/ Stafford-Smith Inc.	Fire Protection	112.0	0.0
Veit & Company, Inc.	M. A. Mortenson Company	Demolition/Abatement	358.0	301.5
W.L. Hall Co.	JCP Construction LLC	Interior Building Systems/Exterior Finishes	120.0	0.0
Wall-Tech, Inc.	M. A. Mortenson Company	Structural & Metal Stud Framing	132,507.3	37,697.5
Zone Mechanical North, LLC	Stafford-Smith Inc.	Commerical Refrigeration/HVAC	2,681.0	0.0
<b>TOTAL WORKFORCE HOURS</b>			<b>1,115,218.9</b>	<b>461,157.3</b>
<b>RPP PERCENTAGE REQUIREMENT</b>			<b>40.0%</b>	
<b>RPP PERCENTAGE TO DATE</b>			<b>41.4%</b>	

# Wisconsin Entertainment and Sports Center: RPP Inclusion by Zip Code & Trade

Table 13 - Wisconsin Entertainment and Sports Center: RPP Inclusion by Zip Code & Trade

Trade	# OF RPP WORKERS	ZIP CODE	TOTAL RPP HOURS THROUGH 12/31/17
Acoustic Ceiling Tile Installer	1	53202	535.5
	1	53207	32.0
	1	53208	361.0
	2	53209	1,067.0
	2	53210	959.5
	1	53212	667.0
	1	53214	145.5
	2	53215	136.5
	1	53216	275.5
	1	53218	709.5
	2	53219	900.0
	1	53223	1,149.0
	1	53233	653.0
Bricklayer	1	53204	1,515.5
	1	53207	1,891.0
	1	53210	1,615.5
	1	53216	1,738.0
	1	53219	69.0
	1	53221	2,059.0
	1	53223	447.5
Carpenter	1	53233	1,060.5
	3	53204	3,375.5
	3	53206	3,349.8
	5	53207	4,174.3
	5	53208	2,936.5
	9	53209	6,309.0
4	53210	1,273.2	

Table continued on page 39

# Wisconsin Entertainment and Sports Center: RPP Inclusion by Zip Code & Trade

Table 13 - Continued

Trade	# OF RPP WORKERS	ZIP CODE	TOTAL RPP HOURS THROUGH 12/31/17
Carpenter	4	53212	2,803.5
	1	53213	377.5
	15	53215	8,356.5
	3	53216	2,689.5
	6	53218	3,828.5
	2	53219	2,675.0
	4	53220	2,563.8
	11	53221	5,952.5
	3	53222	3,524.8
	3	53223	5,019.0
	4	53225	1,279.0
	2	53227	1,580.5
	1	53228	1,974.0
	1	53233	823.5
Cement Finisher	2	53205	1,362.0
	2	53207	768.5
	1	53209	21.0
	2	53216	2,009.0
	1	53218	536.0
	1	53219	21.5
	1	53223	1,148.5
	1	53224	536.5
Drywall Taper/Finisher	1	53204	259.5
	2	53207	1,932.0
	1	53208	360.0
	1	53209	91.5
	9	53215	9,000.5

Table continued on page 40

# Wisconsin Entertainment and Sports Center: RPP Inclusion by Zip Code & Trade

Table 13 - Continued

Trade	# OF RPP WORKERS	ZIP CODE	TOTAL RPP HOURS THROUGH 12/31/17
Drywall Taper/Finisher	1	53219	1,221.5
	1	53220	246.0
	1	53221	279.0
Electrician	2	53202	668.5
	4	53204	2,856.3
	3	53205	2,741.8
	2	53206	2,031.0
	15	53207	13,805.0
	6	53208	3,816.3
	2	53209	1,989.8
	6	53210	5,421.5
	2	53211	2,624.5
	4	53212	1,369.5
	3	53214	2,492.5
	6	53215	6,391.3
	5	53216	5,130.3
	5	53218	8,299.3
	6	53219	6,236.8
	5	53220	10,590.3
	14	53221	13,382.0
	3	53222	4,184.5
	4	53223	2,039.3
	2	53224	1,022.3
1	53225	662.0	
1	53228	23.5	
Fence Erector	1	53204	264.5
	2	53215	148.5

Table continued on page 41



# Wisconsin Entertainment and Sports Center: RPP Inclusion by Zip Code & Trade

Table 13 - Continued

Trade	# OF RPP WORKERS	ZIP CODE	TOTAL RPP HOURS THROUGH 12/31/17
Fence Erector	1	53220	164.5
Fire Sprinkler Fitter	1	53208	1,549.5
	1	53212	1,368.0
	1	53214	1,515.5
	1	53220	884.0
Glazier	1	53209	243.3
	1	53212	802.0
	1	53216	58.0
	1	53219	1,037.8
	1	53233	823.8
Heat or Frost Insulator	1	53202	626.5
	1	53204	139.0
	1	53206	373.0
	1	53207	592.0
	3	53215	2,223.5
	1	53216	1,463.0
	1	53219	233.5
	1	53221	1,045.5
Heavy Equipment Operator	2	53227	1,593.0
	1	53209	169.5
	1	53210	132.5
	1	53215	11.0
	1	53218	617.3
	5	53219	3,557.0
Ironworker	1	53224	978.5
	1	53202	1,351.5
	1	53203	1,630.5

Table continued on page 42

# Wisconsin Entertainment and Sports Center: RPP Inclusion by Zip Code & Trade

Table 13 - Continued

Trade	# OF RPP WORKERS	ZIP CODE	TOTAL RPP HOURS THROUGH 12/31/17
Ironworker	3	53204	1,873.0
	3	53206	1,207.0
	3	53207	1,530.3
	8	53208	4,491.0
	1	53209	49.5
	3	53210	987.5
	3	53211	3,159.0
	5	53212	3,994.0
	3	53213	2,480.0
	10	53215	8,548.0
	1	53216	1,104.0
	1	53218	999.0
	5	53219	3,232.5
	1	53220	213.0
	4	53221	1,679.0
	2	53222	152.0
	1	53223	1,118.5
	1	53224	132.0
	4	53225	2,741.5
	1	53227	278.5
2	53228	1,853.0	
Laborer	1	53203	2,279.0
	5	53204	3,713.5
	1	53206	1,362.0
	6	53207	3,554.3
	2	53208	2,328.5
	8	53209	7,832.5

Table continued on page 43

# Wisconsin Entertainment and Sports Center: RPP Inclusion by Zip Code & Trade

Table 13 - Continued

Trade	# OF RPP WORKERS	ZIP CODE	TOTAL RPP HOURS THROUGH 12/31/17
Laborer	4	53210	2,677.0
	3	53211	1,641.4
	7	53212	7,630.5
	1	53213	2,936.0
	1	53214	1,326.5
	15	53215	8,411.8
	9	53216	5,841.5
	8	53218	10,047.5
	3	53219	2,367.0
	4	53220	2,761.5
	3	53221	3,518.0
	2	53222	176.5
	6	53225	6,472.0
	1	53228	881.0
	2	53233	332.5
Painter	1	53206	261.5
	1	53208	94.0
	1	53210	112.0
	1	53212	783.0
	2	53214	1,457.0
	2	53215	550.8
	3	53216	1,626.0
	1	53222	97.0
Piledriver	1	53224	727.5
	1	53206	143.0
Plasterer	1	53216	183.0
	1	53225	951.5

Table continued on page 44

# Wisconsin Entertainment and Sports Center: RPP Inclusion by Zip Code & Trade

Table 13 - Continued

Trade	# OF RPP WORKERS	ZIP CODE	TOTAL RPP HOURS THROUGH 12/31/17
Plumber	1	53207	849.5
	1	53208	1,048.0
	2	53209	3,583.3
	3	53210	7,780.0
	1	53211	563.8
	1	53212	1,547.3
	1	53215	1,777.5
	1	53216	1,293.0
	2	53218	1,091.3
	2	53219	1,162.5
	1	53222	144.0
	1	53225	375.0
	Project Engineer	2	53211
1		53212	347.5
Roofer	3	53207	2,351.3
	1	53208	1,118.5
	3	53209	700.5
	2	53210	1,150.5
	1	53212	274.0
	1	53213	20.0
	1	53214	25.0
	2	53215	1,471.5
	4	53219	1,303.5
	1	53222	1,423.5
	1	53223	1,006.0
Sheet Metal Worker	1	53202	917.3
	5	53207	3,700.5

Table continued on page 45

# Wisconsin Entertainment and Sports Center: RPP Inclusion by Zip Code & Trade

Table 13 - Continued

Trade	# OF RPP WORKERS	ZIP CODE	TOTAL RPP HOURS THROUGH 12/31/17
Sheet Metal Worker	1	53208	1,265.5
	1	53209	172.5
	1	53210	579.5
	2	53212	1,542.8
	4	53215	2,147.5
	1	53216	1,090.3
	4	53218	3,456.8
	1	53219	1,146.8
	4	53220	5,831.0
	2	53221	1,861.8
	1	53222	1,846.0
	1	53223	250.0
	1	53224	920.5
	1	53225	617.0
	1	53227	1,211.3
1	53228	1,098.8	
Steamfitter	2	53204	2,112.5
	1	53207	1,540.0
	1	53209	1,177.0
	2	53210	287.5
	1	53212	869.5
	2	53213	3,969.0
	1	53214	554.0
	1	53218	776.5
	3	53219	1,974.0
	3	53221	2,193.5
	1	53224	245.0

Table continued on page 46

# Wisconsin Entertainment and Sports Center: RPP Inclusion by Zip Code & Trade

Table 13 - Continued

Trade	# OF RPP WORKERS	ZIP CODE	TOTAL RPP HOURS THROUGH 12/31/17
Steamfitter	1	53225	1,560.5
	1	53227	1,428.5
	1	53228	549.5
Teledata Installer	1	53207	447.0
	1	53209	842.0
	2	53210	724.5
	2	53212	654.0
	2	53214	291.0
	5	53215	1,700.3
	1	53216	46.0
	2	53218	693.0
	1	53219	455.3
	2	53220	884.5
	4	53221	2,370.0
	2	53222	1,136.5
	1	53233	29.0
	2	53225	281.0
Terrazzo Finisher	1	53227	265.5
	1	53221	205.0
Tile Setter	1	53208	323.0
	1	53215	927.5
	1	53216	270.0
	1	53219	337.0
	1	53221	370.0
	2	53225	288.0
Tuckpointer	1	53206	322.5
	1	53208	876.0

Table continued on page 47

# Wisconsin Entertainment and Sports Center: RPP Inclusion by Zip Code & Trade

Table 13 - Continued

Trade	# OF RPP WORKERS	ZIP CODE	TOTAL RPP HOURS THROUGH 12/31/17
Tuckpointer	1	53209	709.0
	2	53212	1,471.0
	4	53215	1,494.3
	1	53216	710.5
Truck Driver	2	53204	54.8
	2	53205	154.3
	3	53206	48.8
	2	53207	461.5
	2	53208	35.8
	12	53209	401.0
	6	53210	1,536.3
	1	53211	40.5
	2	53212	57.5
	8	53215	323.8
	6	53216	856.8
	7	53218	185.0
	3	53219	150.3
	1	53220	28.8
	3	53221	21.5
	3	53222	949.5
	4	53223	201.5
	1	53224	21.8
	6	53225	671.5
		668	TOTAL

## A STATEMENT HEARD LOUD AND CLEAR

Julie Wapp - C.M. Morris Group - Laborer



---

*"I was born and raised in Milwaukee, so this is my statement."*

---

After careers as a correctional officer and most recently a bartender, Julie Wapp thinks she has found her niche. Julie is currently a member of the Laborers Local 113 union. She also is working to build the Milwaukee Bucks Arena as a laborer for The C.M. Morris Group. On a daily basis, she may be performing any number of tasks. Today her tasks include mixing mud for fireproofing personnel.

Julie has enjoyed her first six weeks working on the arena. Because of this assignment she will be able to purchase the home she now resides in by the end of 2017. "Since I started working construction I can show the banks a steadier paycheck than I could when I was bartending." She also mentioned the pay was greater so she is better able to care for her children. Julie would like to see more women get involved in

construction, for the job, not just the paycheck. Since she has started as a Laborer she has been able to use the health benefits for her children and the increase in pay to show them a more comfortable lifestyle.

As for the future, Julie stated she would like to become involved with the union in some way. She hopes to be able to encourage other women to consider a career in the trades. The trades have offered her opportunities for employment, exposure to different experiences, a career she can draw a pension from, and new friends from all walks of life.

"I love working on the arena, when I told my kids about it, even they got excited!" she stated. Continuing, "I was born and raised in Milwaukee so this is my statement."



## GIVING BACK TO MILWAUKEE

Benjamin Bean - Roofer - Langer Roofing



---

*"Every day you learn something new."*

---

Benjamin Beans worked on the Milwaukee Bucks 5th Street Parking Structure site for a brief period doing insulation with Langer Roofing. He has been employed with them since August 2017 after being referred by a friend who was already a Langer employee.

Once the first level of the parking structure was complete, he moved on to participate on the Arena portion of the project where he can be found gathering materials or being harnessed up. He enjoys roofing as he is able to see the different views of the city. "You get to see a lot of things that you normally wouldn't working up high."

Previously working in a warehouse as an order selector, Beans wanted a career change. He now has a good experience learning and working with others. "It is a learning experience. Every day you learn something new."

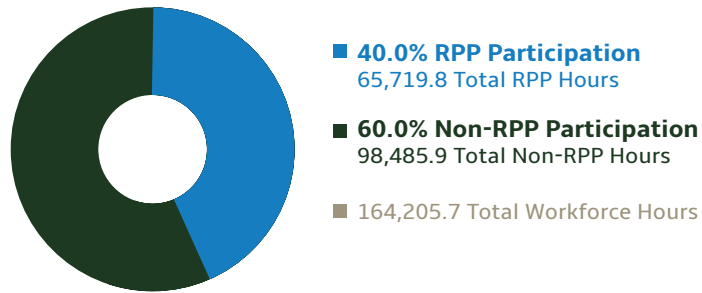
Being able to purchase a home and seeing the positivity in working on projects that are redeveloping Milwaukee, Beans is elated to be apart of the Milwaukee Bucks Projects. "I like giving back to the city. Any time you can look at something you built and its something that the city can use, it's a good feeling." Beans plans to continue his career in construction until retirement.

## 5th Street Parking Structure: RPP Inclusion

**Table 14 - 5th Street Parking Structure: RPP Inclusion through December 31, 2017**

Total Construction Hours	164,205.7
RPP Target Based on Total Hours (multiplied by 40%)	65,682.3
Applicable RPP Goal	40.0%
Total RPP Construction Hours	65,719.8
Monitoring Above (Below) Goal	37.6
RPP Percentage (Total RPP Construction Hours/Total Construction Hours Worked)	40.0%

### 5th Street Parking Structure Residents Preference Program (RPP) Inclusion



**Table 15 - 5th Street Parking Structure RPP Inclusion (excluding Non-Wisconsin residents) through December 31, 2017**

Total Construction Hours	164,205.7
Less Hours Worked by Non-Wisconsin Residents	2,291.8
Construction Hours Worked by Wisconsin Residents Only	161,914.0
RPP Construction Hours	65,719.8
RPP Participation Percentage (Excluding Non-Wisconsin residents)	40.6%

Milwaukee Code of Ordinances (MCO) Section 355-7(1)(a) notes that for the purpose of calculating RPP participation "...'worker hours'... excludes the number of hours of work performed by all non-Wisconsin residents."

## 5th Street Parking Structure: RPP Inclusion by Contractor

**Table 16 - 5th Street Parking Structure: RPP Inclusion by Contractor through December 31, 2017**

CONTRACTOR	SUBCONTRACTOR TO	SERVICE PERFORMED	WORKFORCE HOURS	RPP INCLUSION HOURS THROUGH 12/31/17
J.H. Findorff & Son Inc.	General Contractor	CIP Foundations	11,520.0	4,945.5
3G Trucking, LLC	Lake Edge Logistics, LLC	Trucking	19.0	19.0
Austad & Son, Inc.	J.H. Findorff & Son Inc.	Acoustical Tile Contractor	48.0	0.0
Automated Parking Technologies, LLC	J.H. Findorff & Son Inc.	Automated Parking	257.0	0.0
Best Erectors, Inc.	Midwest Stairs & Iron, Inc.	Structural Steel	3,492.5	2,084.0
Bohmann & Vick, Inc.	J.H. Findorff & Son Inc.	Utilities	484.5	186.5
Breezy Hill Nursery, Inc.	J.H. Findorff & Son Inc.	Landscape Services	180.1	0.0
C.G. Schmidt, Inc.	J.H. Findorff & Son Inc.	CIP Structure	73,228.8	31,904.0
Choice Construction Companies, Inc.	J.H. Findorff & Son Inc.	Install, Reinforcing Steel/ Bridge Work	25,544.5	10,690.5
Concrete & Masonry Restoration, LLC	J.H. Findorff & Son Inc.	Concrete and Masonry Resurfacing	842.3	122.5
David's M Trucking LLC	Guin's Trucking LLC	Trucking	7.2	7.2
Dawes Rigging & Crane Rental, Inc.	Egan Company	Crane Rental	162.5	0.0
Duwe Metal Products, Inc.	J.P. Cullen & Sons, Inc.	Metal Fabricating	2,621.5	812.0
Dywidag Systems Int'l USA, Inc.	Midwest Stairs & Iron, Inc.	Post Tensioning	99.5	49.0
Earth Augering Service LLC	Lemberg Electric Company, Inc.	Trenching	133.0	0.0
Edgerton Contractors, Inc.	J.H. Findorff & Son Inc.	Earthwork	2,888.0	437.3
EFH Trucking LLC	Lake Edge Logistics, LLC	Trucking	321.2	321.2
Express Insulation, Inc.	J.F. Ahern Co.	Insulation	196.0	150.0
Gonzalez E LLC	EFH Trucking LLC	Trucking	402.8	384.0
Guin's Trucking LLC	EFH Trucking LLC	Trucking	22.0	22.0
Hard Rock Sawing & Drilling Specialists Company	C.G. Schmidt, Inc.	Deep Sawing	19.0	0.0
Hennes Services, Inc.	Lemberg Electric Company, Inc.	Electrical	28.5	0.0
Hetzel-Sanfilippo, Inc.	Langer Roofing & Sheet Metal Inc.	Gypsum wallboard	833.5	517.0
Hiram Power Electric, LLC	Staff Electric Co., Inc.	Electrical	129.0	129.0
Hurt Electric, Inc.	Uihlein Electric Co., Inc.	Underground Electrical	246.5	246.5
HVA Products, Inc.	J.F. Ahern Co.	General Contracting	189.5	0.0

Table continued on page 52

## 5th Street Parking Structure: RPP Inclusion by Contractor

Table 16 - Continued

CONTRACTOR	SUBCONTRACTOR TO	SERVICE PERFORMED	WORKFORCE HOURS	RPP INCLUSION HOURS THROUGH 12/31/17
Illinois Facility Maintenance, Inc.	J.H. Findorff & Son Inc.	Janitorial Service	96.0	0.0
J.F. Ahern Co.	J.H. Findorff & Son Inc.	Plumbing/HVAC/Fire Protection	4,479.0	1,080.5
J.F. Cook Co., Inc.	J.H. Findorff & Son Inc.	Overhead Garage Door Installation	28.5	0.0
J.P. Anthony, Inc.	Uihlein Electric Co., Inc.	Concrete Cutting	6.5	0.0
JCP Construction LLC	J.H. Findorff & Son Inc.	General Contracting	581.8	170.8
Keen Trucking LLC	EFH Trucking LLC	Trucking	19.4	19.4
Kenwood Company	J.H. Findorff & Son Inc.	Sealants and Traffic Coating	234.0	70.0
Klein-Dickert Milwaukee, Inc.	J.H. Findorff & Son Inc.	Glass/Glazing	2,024.0	565.5
KMI Construction LLC	J.H. Findorff & Son Inc.	Masonry/Precast	9,702.0	4,448.0
Kone Inc.	J.H. Findorff & Son Inc.	Elevator	1,675.0	0.0
Langer Roofing & Sheet Metal Inc.	J.H. Findorff & Son Inc.	Roofing	1,521.0	365.5
Lemberg Electric Company, Inc.	J.H. Findorff & Son Inc.	Electrical	9,027.0	3,168.5
Lippert Flooring and Tile	J.H. Findorff & Son Inc.	Flooring & Tile	198.5	0.0
Luz Mercado Trucking, Inc.	EFH Trucking LLC	Trucking	235.0	0.0
MCE Trucking LLC	EFH Trucking LLC	Trucking	26.2	26.2
Michels Corporation	J.H. Findorff & Son Inc.	Piles	1,769.0	673.0
Monos Trucking LLC	EFH Trucking LLC	Trucking	17.5	17.5
Mortl Restoration, Inc.	KMI Construction LLC	Restoration	112.5	19.0
Munson, Inc.	J.H. Findorff & Son Inc.	Fencing and Paving	109.0	35.5
Parking Lot Maintenance, Inc.	Stark Asphalt Service Inc.	Asphalt and Concrete Paving	656.0	0.0
Poblocki Sign Company LLC	J.H. Findorff & Son Inc.	Signage	320.5	0.0
Potratz Concrete Pumping South, Inc.	C.G. Schmidt, Inc.	Concrete Pumping	366.0	0.0
Pro-Therm Insulation, Inc.	KMI Construction LLC	Insulation	69.0	0.0
Ram's Trucking LLC	EFH Trucking LLC	Trucking	15.8	0.0
Regency Janitorial Service, Inc.	J.H. Findorff & Son Inc.	Janitorial Service	377.0	160.8
Renegade Trucking, LLC	Lake Edge Logistics, LLC	Trucking	7.0	7.0


Table continued on page 53

## 5th Street Parking Structure: RPP Inclusion by Contractor (Continued)

Table 16 - Continued

CONTRACTOR	SUBCONTRACTOR TO	SERVICE PERFORMED	WORKFORCE HOURS	RPP INCLUSION HOURS THROUGH 12/31/17
RTA Trucking LLC	EFH Trucking LLC	Trucking	40.6	40.6
Sanchez Painting Contractors, Inc.	J.H. Findorff & Son Inc.	Painting	2,593.0	799.0
Sciachitano Caulking, Inc.	J.H. Findorff & Son Inc.	Caulking	520.0	0.0
South Star, Inc.	Lake Edge Logistics, LLC	Trucking	76.8	68.0
Staff Electric Co., Inc.	J.H. Findorff & Son Inc.	Electrical	1,138.5	491.0
Stark Asphalt Service Inc.	J.H. Findorff & Son Inc.	Asphalt Paving	890.3	386.0
Steve's Trenching Service, Inc.	Uihlein Electric Co., Inc.	Trenching	103.5	0.0
Terminal-Andrae, Inc.	J.F. Ahern Co.	Electrical	49.0	0.0
Uihlein Electric Co., Inc.	C.G. Schmidt, Inc.	Underground Electrical	729.0	81.0
Wahlen Corp.	J.H. Findorff & Son Inc.	Parking Lot Stripping	58.8	0.0
Zander Solutions, LLC	J.H. Findorff & Son Inc.	Waterproofing	49.0	0.0
Zenith Tech, Inc.	Edgerton Contractors, Inc.	Furnish & Install 26 Pipe Piling/ Earth Retention	368.0	0.0
<b>TOTAL WORKFORCE HOURS</b>			<b>164,205.7</b>	<b>65,719.8</b>
<b>RPP PERCENTAGE REQUIREMENT</b>			<b>40.0%</b>	
<b>RPP PERCENTAGE TO DATE</b>			<b>40.0%</b>	

Worker installing ceiling lighting in the WESC.



## 5th Street Parking Structure: RPP Inclusion by Zip Code & Trade

Table 17 - 5th Street Parking Structure: RPP Inclusion by Zip Code & Trade

Trade	# OF RPP WORKERS	ZIP CODE	TOTAL RPP HOURS THROUGH 12/31/17
Acoustic Ceiling Tile Installer	1	53204	27.0
Bricklayer	1	53204	398.0
	1	53210	921.0
	1	53213	390.5
	1	53218	30.5
	1	53223	781.5
	1	53227	931.0
Carpenter	1	53202	1,498.0
	2	53206	386.0
	4	53207	2,775.5
	1	53208	384.5
	1	53209	836.5
	3	53210	1,849.3
	1	53211	6.0
	1	53212	5.0
	2	53213	2,568.0
	4	53215	2,554.0
	1	53216	806.0
	4	53219	1,124.0
	1	53221	458.5
	4	53222	5,263.5
	1	53224	1523.5
1	53225	88	
2	53227	1252	
Cement Finisher	2	53202	335.5
	1	53205	32.0
	1	53207	760.5

Table continued on page 55

# 5th Street Parking Structure: RPP Inclusion by Zip Code & Trade

Table 17 - Continued

Trade	# OF RPP WORKERS	ZIP CODE	TOTAL RPP HOURS THROUGH 12/31/17
Cement Finisher	1	53209	1,110.0
	1	53210	32.0
	2	53215	214.0
	2	53219	1,172.5
	1	53223	38.0
	1	53224	944.5
Electrician	1	53207	162.5
	2	53210	165.0
	1	53215	2,117.0
	1	53220	1,051.5
Glazier	1	53209	123.0
	1	53212	8.0
	1	53220	434.5
Heat or Frost Insulator	1	53221	150.0
Heavy Equipment Operator	2	53207	214.5
	1	53215	118.5
	1	53224	112.5
Ironworker	4	53204	1,292.5
	3	53206	529.5
	2	53207	196.5
	5	53208	1,068.5
	1	53209	377.5
	3	53210	710.5
	2	53212	272.5
	2	53213	129.0
	8	53215	3,192.5
1	53216	144.5	

Table continued on page 56

# 5th Street Parking Structure: RPP Inclusion by Zip Code & Trade

Table 17 - Continued

Trade	# OF RPP WORKERS	ZIP CODE	TOTAL RPP HOURS THROUGH 12/31/17
Ironworker	4	53219	2,199.5
	1	53220	20.0
	4	53221	897.8
	1	53222	930.5
	2	53223	345.8
	1	53227	864.0
	1	53233	475.5
Laborer	5	53204	379.3
	1	53205	30.0
	4	53207	2,116.5
	1	53208	816.5
	3	53209	1,071.0
	1	53210	18.0
	1	53211	102.8
	1	53213	2,063.5
	7	53215	1,762.0
	5	53216	1,540.5
	2	53218	11.0
	1	53219	205.0
	1	53223	138.0
	1	53224	88.0
	1	53225	241.5
Painter	1	53227	504.5
	3	53204	749.0
Piledriver	1	53219	50.0
	1	53206	261.5
	1	53204	263.0

Table continued on page 57



## 5th Street Parking Structure: RPP Inclusion by Zip Code & Trade

Table 17 - Continued

Trade	# OF RPP WORKERS	ZIP CODE	TOTAL RPP HOURS THROUGH 12/31/17
Plumber	1	53210	547.0
	1	53225	56.0
Roofer or Waterproofer	1	53214	42.0
	2	53215	66.0
	2	53219	35.0
	1	53225	23.5
Sheet Metal Worker	1	53207	199.0
	1	53211	116.0
	1	53215	58.5
Steamfitter	1	53215	40.0
Teledata Technician or Installer	1	53214	456.5
	1	53216	129.0
	1	53221	11.5
	1	53222	11.5
	1	53225	11.5
Tuckpointer	2	53215	461.0
	1	53219	312.0
Truck Driver	1	53204	115.9
	1	53207	19.4
	1	53208	6.8
	1	53209	8.8
	3	53210	24.8
	1	53214	26.2
	11	53215	362.7
	1	53216	14.0
	2	53219	300.2
	2	53220	25.0

Table continued on page 58

## 5th Street Parking Structure: RPP Inclusion by Zip Code & Trade

Table 17 - Continued

Trade	# OF RPP WORKERS	ZIP CODE	TOTAL RPP HOURS THROUGH 12/31/17
Truck Driver	1	53221	7.7
	1	53222	7.0
	2	53223	13.8
	201	TOTAL	65,719.7

Workers reviewing blueprints on WESC site.



## THE DAILY GRIND LEADS TO SUCCESS

Elsol Zarate - Carpenter - Hunzinger Construction Company



---

*"I am giving my kids something that I never had."*

---

Sometimes the road to success takes several different turns, detours and stops. As we set down with Elsol Zarate a carpenter working on the Public Plaza, we got a glimpse of the different roads that he took to get to where he is today.

With stops on his life's journey he found himself as an employee in a foundry for some time, then a stop in a factory and he also shared time doing assembly work. We asked what made you choose the construction field? He said "I wanted to do something different and it was a better living plus I was intrigued by the daily grind".

Mr. Zarate performs carpentry and concrete form work that includes foundation and building lay outs on the Public Plaza. Everyday he starts at seven a.m. where he goes over his daily plans and makes sure everything is setup and ready for his shift.

Elsol says he chose carpentry because "projects like these are ran by carpenters." He further mentioned that when you are a well-versed carpenter, you get to meet different people in different trades. Elsol has been with Hunzinger Construction Company for about five years and certified as a RPP worker for ten years.

How do you think we could get more people like yourself involved in construction, into the apprenticeship programs or working on projects like this one? "Start them young, going to the high schools will make the most impact; marketing through the radio and social media." Elsol further stated, "everybody isn't made for college, I went to Milwaukee Tech High School, learned about the trades and knew this is what I wanted to do."

Being in the construction field has been all that Elsol Zarate has hoped for and more. Besides the long-lasting effects of working in the elements and the wear and tear on his body, the positives of earning an above average living with a great pension has afforded him the opportunity to own his home and have two vehicles (paid off) as well as putting two kids through private schools. "I'm giving my kids something that I didn't have" Elsol stated.

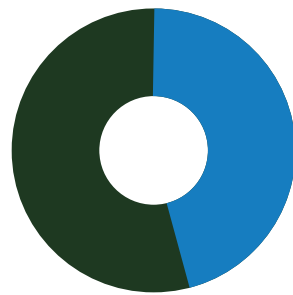
Mr. Zarate plans on retiring in the next ten years but right now he is excited about the redevelopment that is going on in the city of Milwaukee and is very happy to be apart of it.

## Public Plaza: RPP Inclusion

**Table 18 - Public Plaza: RPP Inclusion through December 31, 2017**

Total Construction Hours	7,774.5
RPP Target Based on Total Hours (multiplied by 40%)	3,109.8
Applicable RPP Goal	40.0%
Total RPP Construction Hours	3,415.3
Monitoring Above (Below) Goal	305.5
RPP Percentage (Total RPP Construction Hours/Total Construction Hours Worked)	43.9%

### Public Plaza Residents Preference Program (RPP) Inclusion



- **43.9% RPP Participation**  
3,415.3 Total RPP Hours
- **56.1% Non-RPP Participation**  
4,359.3 Total Non-RPP Hours
- 7,774.5 Total Workforce Hours

**Table 19 - Public Plaza: RPP Inclusion (excluding Non-Wisconsin residents) through December 31, 2017**

Total Construction Hours	7,774.5
Less Hours Worked by Non-Wisconsin Residents	66.8
Construction Hours Worked by Wisconsin Residents Only	7,707.8
RPP Construction Hours	3,415.3
RPP Participation Percentage (Excluding non-Wisconsin residents)	44.3%

Milwaukee Code of Ordinances (MCO) Section 355-7(1)(a) notes that for the purpose of calculating RPP participation "...'worker hours'... excludes the number of hours of work performed by all non-Wisconsin residents."

## Public Plaza : RPP Inclusion by Contractor

Table 20 - Public Plaza: RPP Inclusion by Contractor through December 31, 2017

CONTRACTOR	SUBCONTRACTOR TO	SERVICE PERFORMED	WORKFORCE HOURS	RPP INCLUSION HOURS THROUGH 12/31/17
Hunzinger Construction Company	General Contractor	Construction Manager	80.0	40.0
Arteaga Construction, Inc.	Veit & Company, Inc.	Crane Rigging & Lifting Services	817.5	653.0
Cornerstone Plumbing, LLC	Veit & Company, Inc.	Plumbing	163.0	0.0
Flores Contractors, Inc.	Veit & Company, Inc.	Erosion Control	3.0	0.0
Hard Rock Sawing & Drilling Specialists Company	Rams Contracting, LTD.	Saw Cutting	111.0	0.0
Hard Rock Sawing & Drilling Specialists Company	Spancrete, Inc.	Saw Cutting	271.0	0.0
J&J Contracting of MN, LLC	Veit & Company, Inc.	Environmental Remediation	54.8	0.0
Midwest Drilled Foundation & Engineering, Inc.	Veit & Company, Inc.	Deep Foundations	30.8	3.3
Pieper Electric, Inc.	Veit & Company, Inc.	Electical	69.5	0.0
Rams Contracting, LTD.	Veit & Company, Inc.	Earthwork	819.8	304.0
Tremmel - Anderson Trucking LLC	Veit & Company, Inc.	Trucking	665.3	408.0
Veit & Company Inc.	Hunzinger Construction Company	Demolition	4,689.0	2,007.0
<b>TOTAL WORKFORCE HOURS</b>			<b>7,774.5</b>	<b>3,415.3</b>
<b>RPP PERCENTAGE REQUIREMENT</b>			<b>40.0%</b>	
<b>RPP PERCENTAGE TO DATE</b>			<b>43.9%</b>	

Carpenter working on the WESC.



# Public Plaza: RPP Inclusion by Zip Code & Trade

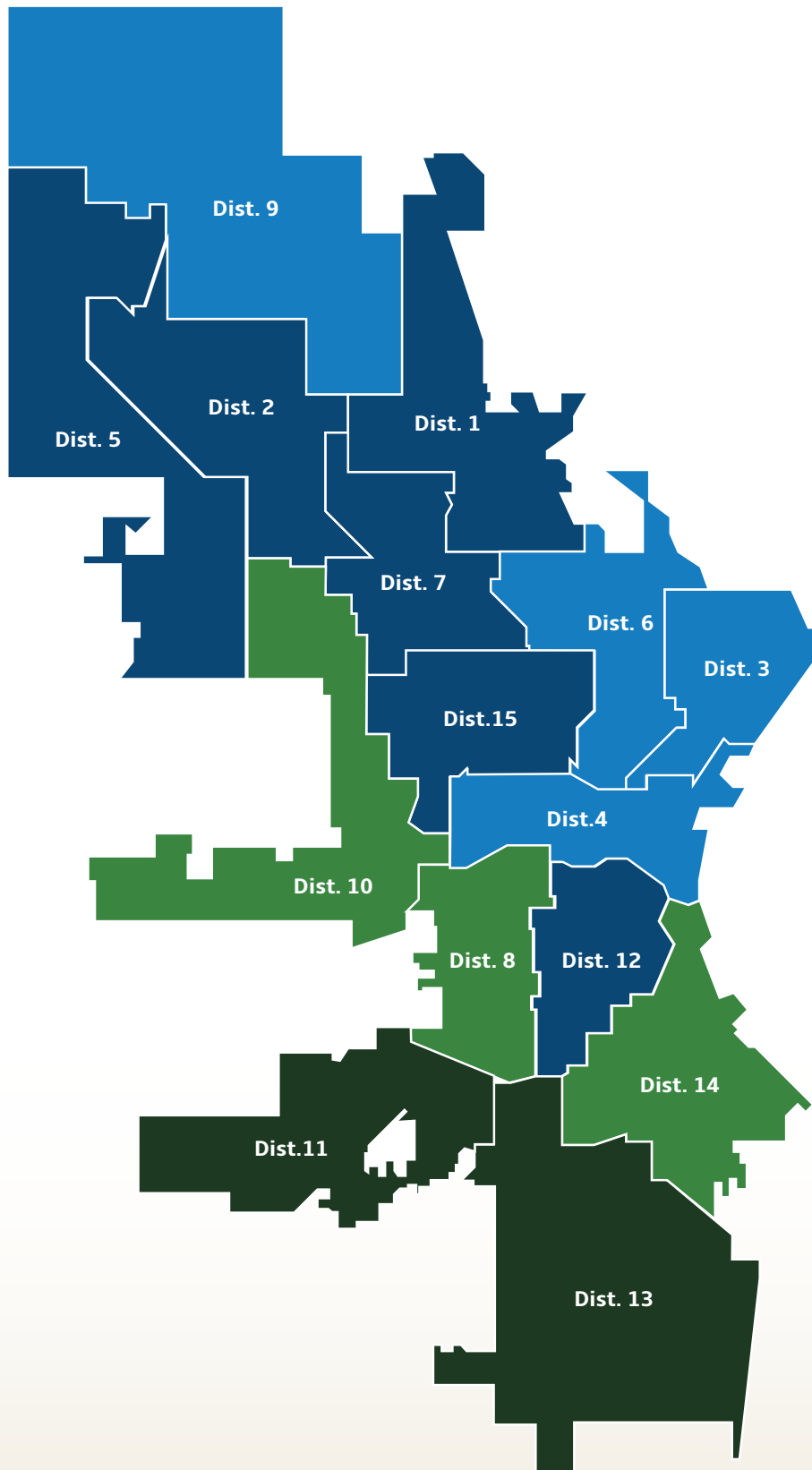
Table 21 - Public Plaza: RPP Inclusion by Zip Code & Trade

Trade	# OF RPP WORKERS	ZIP CODE	TOTAL RPP HOURS THROUGH 12/31/17
Carpenter	1	53207	40.0
Heavy Equipment Operator	3	53219	360.0
	1	53225	968.0
Laborer	1	53215	587.5
	2	53219	901.5
Piledriver	1	53212	3.3
Truck Driver	1	53204	95.8
	1	53207	39.5
	3	53209	66.5
	3	53210	102.0
	2	53215	28.8
	2	53218	87.0
	2	53221	52.3
	2	53222	32.5
	1	53223	35.0
	1	53224	11.5
	1	53225	4.3
		28	TOTAL

Interior construction of WESC.



# RPP by Aldermanic Districts - All Projects



District Number	# of RPP Workers <sup>3</sup>
District 1	56
District 2	41
District 3	22
District 4	14
District 5	57
District 6	37
District 7	49
District 8	72
District 9	33
District 10	65
District 11	106
District 12	41
District 13	91
District 14	74
District 15	49
<b>Total</b>	<b>807</b>

## Legend

- 0 - 40 RPP Workers
- 41 - 60 RPP Workers
- 61 - 80 RPP Workers
- 81+ RPP Workers

<sup>3</sup>Count represents unique number of workers. \*\*Workers may work in multiple trades.

<sup>4</sup>Workers who moved during the project may be counted in multiple zip codes.

<sup>5</sup>The Official numbers of workers employed through the Residents Preference Program is 806.

This map shows district numbers. Refer to chart for number of RPP workers.