

DPW ANNUAL
Residential Recycling
Report



20

25

File#: 260108
Published May 11, 2026



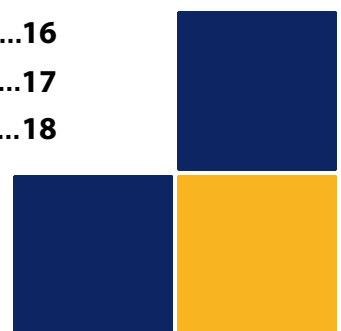


TABLE OF CONTENTS



1 PROGRAM COMMENTARY	1
1.1 Program Highlights.....	2
1.2 Program Summary.....	3
2 RESOURCE RECOVERY PROGRAM RESULTS	4
2.1 Recycling Results.....	4
2.2 Every-Other-Week Recycling.....	5
2.3 Compliance.....	5
2.4 Food Scrap Drop-Off Program.....	6
2.5 Drop Off Centers.....	7
2.6 Christmas Tree Collection.....	7
3 EVENTS AND EDUCATION	8
3.1 Compost Bin Sale.....	8
3.2 America Recycles Day.....	9
3.3 Keep Greater Milwaukee Beautiful.....	10
3.4 Interviews and Press Events.....	10+11
3.5 Website and Social Media.....	12
3.6 E-Notify and Fall Mailer.....	12
4 AUGUST FLOOD IMPACTS	13
5 MRF UPDATE	14
6 ADDITIONAL REFERENCES	15
6.1 Recycling Pounds per Household.....	15
6.2 Table One: Residential Tons Collected.....	16
6.3 Table Two: Residential Program Metrics.....	17
6.4 Table Three: Recyclables Processing Financials.....	18



1 Program Commentary



In 2025, DPW continued moving Milwaukee's recycling and resource recovery work forward. The city saw another increase in residential recycling tonnage and is well on its way to reaching its long-term recycling goal earlier than planned. The landfill diversion rate remained steady, showing continued participation from residents across the city.

Recycling delivered clear financial value. The program helped avoid landfill disposal costs and generated strong revenue from the sale of recyclables. DPW also expanded its citywide, year-round recycling schedule, providing more consistent winter service for residents who had previously been on seasonal collection schedules.

The Drop Off Centers remained an important part of the system, helping residents recycle, compost, and safely dispose of a wide range of materials. DPW also expanded waste diversion efforts through the Food Scrap Drop-Off Program, increased public outreach through school and library partnerships, and continued collaborating with community organizations.

The year also brought major challenges. Following the August flood, DPW crews managed a sharp increase in waste and helped residents through a difficult recovery period. Even with that added strain, staff continued delivering critical services citywide. Overall, 2025 was a year of progress, adaptability, and strong public service.





LET'S MAKE MILWAUKEE CLEAN & GREEN.

MilwaukeeRecycles.com



1.1 Program Highlights



**Curbside Recycling
Tonnage Increased
6.7% Since 2023**



**10,900+ Tons of
Flood Waste
Managed**

**160 MPS Students
Participated in
America Recycles Day
Art Gallery**



**1,401 MPS Students
Participated in
Recycle for Good
Education**

**Charlie Berens
First Day as a
Garbage
Collector Video**

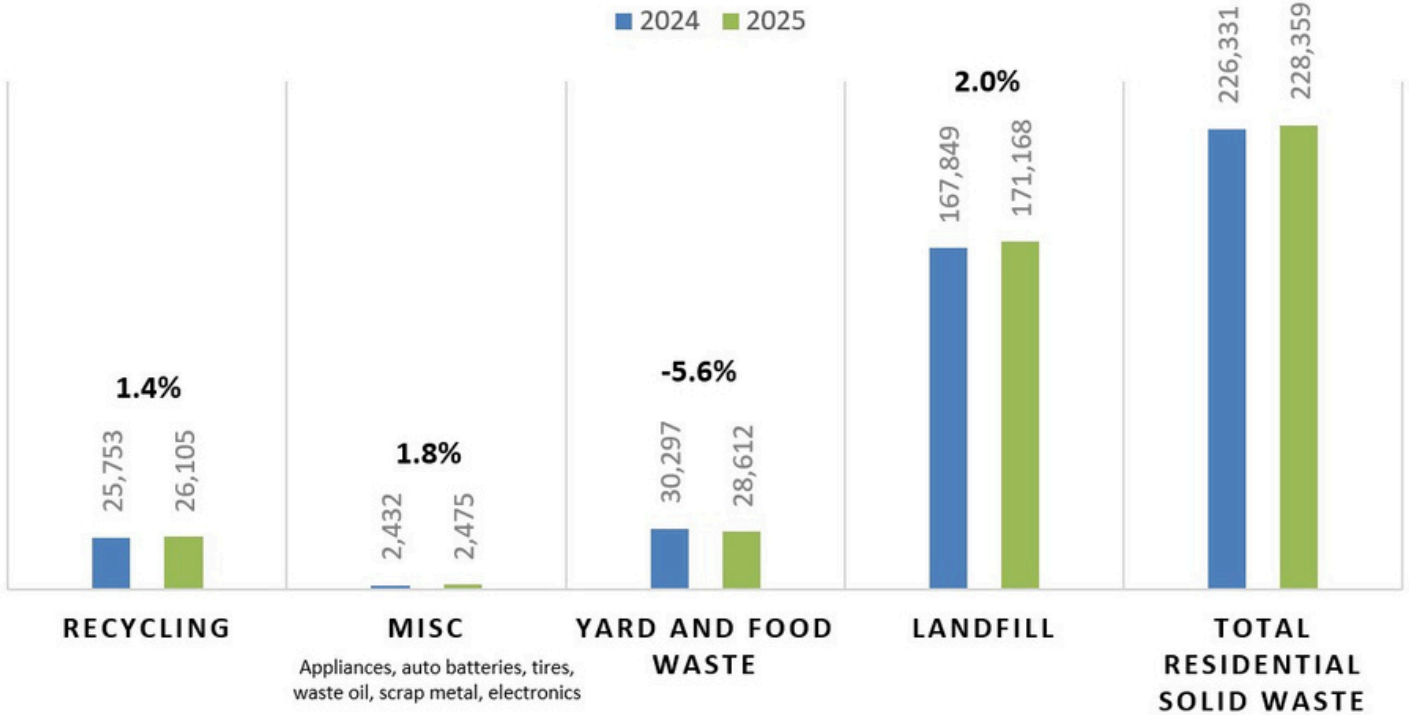


**Launch of Food Scrap
Drop-Off Program**

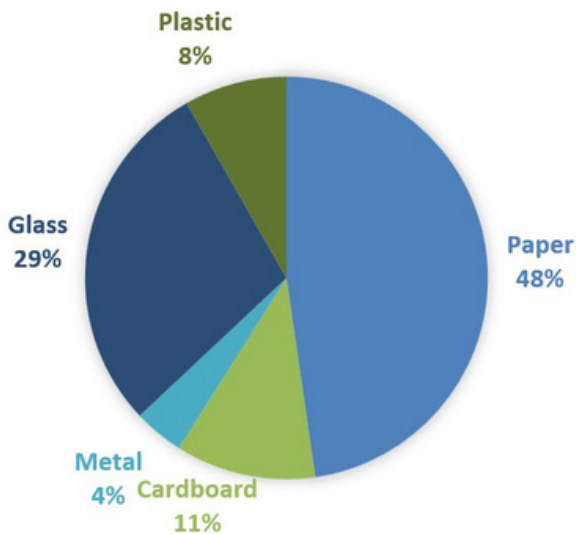
1.2 Program Summary



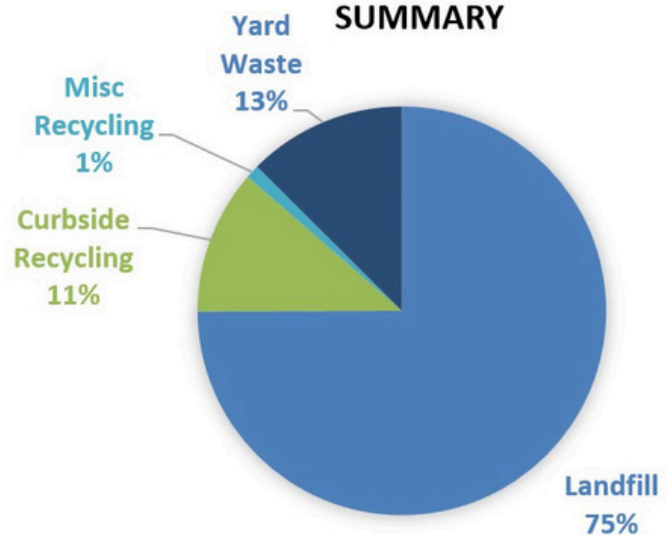
**RESIDENTIAL TONS COLLECTED
YEAR OVER YEAR PERCENT CHANGE**




2025 RECYCLING COMPOSITION



2025 TOTAL RESIDENTIAL SOLID WASTE SUMMARY



2 Resource Recovery Program Results



2.1 RECYCLING RESULTS

In 2025, DPW collected **26,105 tons of residential recyclables, an increase of 1.4%** (352 tons) compared with 2024. The residential landfill diversion rate declined slightly to 25%. Total solid waste tonnage reached 228,359 tons, representing a 0.9% increase (see Table 1 on page 16).

Additional tonnage attributable to flood waste is not included in the total solid waste reported here. However, it is assumed that some flood waste was mixed with regular solid waste. Because of the complexity involved in distinguishing flood-related tonnage from standard waste tonnage, this likely contributed to both the decline in the diversion rate and the increase in total solid waste tonnage.

In 2023, DPW set a goal to increase curbside recycling tonnage by 1% in 2025 and by 7% by the end of 2028, using 2023 tonnage of 23,801 tons as the baseline. **Increases in 2024 and 2025 brought curbside recycling tonnage to 6.7% above 2023 levels, putting DPW on track to meet its 2028 goal ahead of schedule.**

While many factors influence residents' recycling behavior, DPW continues to strengthen existing partnerships and develop new ones to advance and build on its recycling tonnage goals. In 2025, DPW staff participated in presentations and interviews and developed programs with community groups. Most notably, DPW expanded programming with Keep Greater Milwaukee Beautiful and broadened recycling education efforts in Milwaukee Public Schools and the Milwaukee Public Library, marking the second year of the America Recycles Day program. See page 8 for additional details on these programs.

Compared with the program's lowest tonnage year in 2009, Milwaukee residents **increased recycling tonnage by 17% and recycling pounds per household by 20%.**

Resident participation in the household recycling program **avoided \$1,313,084 in landfill disposal costs in 2025. Revenue from the sale of recyclables increased by 4.9%, totaling \$1,640,140.** Prior to May 2023, the City benefited from favorable pricing under its long-term MRF operating contract, resulting in lower processing costs and higher revenues from the sale of recyclables. Due to the May 2023 Materials Recovery Facility (MRF), recyclables were transferred to regional MRFs, and the City no longer had access to the advantageous pricing structure of the former MRF contract. Since March 2024, City recyclables have been processed at the WM (formerly Waste Management) MRF, securing improved pricing and revenue. DPW continued to experience favorable pricing in 2025. Table 3 on page 18 provides additional detail.

In March 2026, DPW amended its transfer station contract with WM to include recyclables processing, securing a lower processing rate. The benefits of this amendment will be reflected in 2026 through reduced processing costs.

2 RESOURCE RECOVERY PROGRAM RESULTS



2.2 EVERY-OTHER-WEEK RECYCLING

For most residents, recycling schedules historically included set collection dates only from April through November. From December through March, collection frequency varied, with pickups occurring every two to four weeks to accommodate staffing needs for DPW's snow and ice control operations.

Beginning in winter 2025, all residents began receiving recycling collection service on a set year-round schedule. This change provides consistent service year-round to meet residents' recycling needs city-wide.

2.3 COMPLIANCE

DPW's recycling program staff is responsible for enforcing and administering local recycling ordinances. Wisconsin law requires these ordinances and mandates the development of a compliance enforcement plan. During the enforcement process, property owners receive education and guidance to help them implement and maintain effective recycling programs.

Below is a summary of DPW's recycling enforcement activities for 2025.

Property Type	Written warning	Citations	Fines and Late Fees
1-4 units residential (79-29)	4,053	1,932	\$ 60,956
5+ units residential (79-33)	13	8	\$ 5,506
Non-residential (business) (79-35)	0	0	\$ -



2 RESOURCE RECOVERY PROGRAM RESULTS





















2.4 FOOD SCRAP DROP-OFF PROGRAM

The City of Milwaukee’s Environmental Collaboration Office (ECO) was awarded a \$500,000 cooperative agreement through the U.S. Department of Agriculture’s Compost and Food Waste Recovery Program to support ECO’s Food Excess, Equitable Distribution (FEED) MKE pilot project in 2024. FEED coordinates and expands efforts among public, private, and governmental partners to address the interconnected challenges of food insecurity, waste reduction, landfill diversion, and climate change.

As part of the grant agreement, the DPW–Sanitation is supporting this work by funding the Food Scrap Drop-Off Program. Sanitation launched the program in fall 2025 and expanded it to **10 drop-off locations**. From August through December 2025, **478 participants** enrolled and diverted more than **9,700 pounds of food waste** from homes, averaging 21 pounds per participant.

COLLECTION GUIDE

<p>ACCEPTED (FOOD WASTE ONLY):</p> <ul style="list-style-type: none">  • Raw or Cooked Fruits & Veggies  • Eggshells  • Cooked Meat (+ animal & fish bones)  • Cheese/Dairy  • Breads and Baked Goods 	<ul style="list-style-type: none">  • Pastas, Grains (rice, cereal), Beans  • Nuts and Seeds  • Loose tea leaves, coffee grounds & filter  • Brown paper bags
<p>NOT ACCEPTED:</p> <ul style="list-style-type: none">  • Yard Waste (grass, leaves, branches, and brush)*  • Food packaging  • Liquids (soda, juice)  • Tea bags  • Raw meat 	<ul style="list-style-type: none">  • Cooking Oil and Grease  • Biodegradable Products (utensils, to-go containers)  • Plastic, metal, glass  • Garbage



2 RESOURCE RECOVERY PROGRAM RESULTS



2.5 DROP OFF CENTERS

The City of Milwaukee operates two Drop Off Centers (DOCs) where residents can recycle, compost, or safely dispose of more than **20 categories of materials**. The North Drop Off Center is located at 6660 N. Industrial Road, and the South Drop Off Center is located at 3879 W. Lincoln Avenue. Each DOC is operated by one supervisor and four staff members.

In addition, the Milwaukee Metropolitan Sewerage District (MMSD) offers a household hazardous waste collection site for Milwaukee County residents at the South DOC. The DOCs are open from 7 a.m. to 3 p.m., Tuesday through Sunday from April through November, and Tuesday through Saturday from November through April.

In 2025, the DOCs served **297,846 visitors, averaging 1,079 per day**. The South DOC accounted for 66% of total visitors, while the North DOC accounted for the remaining 34%. In total, 80,313 tons of material were managed through the DOCs, with **15% diverted from landfills**.

The 6% increase in visitors and 11% increase in tonnage from 2024 were driven by the surge in activity following the August 2025 flood. The importance of the DOCs became especially evident during the flood recovery period, as residents needed to dispose of significant amounts of waste quickly. DOC staff rose to the challenge, accommodating a **32% increase in traffic and a 34% increase in tonnage** during that time.

2.6 CHRISTMAS TREE COLLECTION

DPW annually collects cut Christmas trees from December 26 through January 31. This service is available to residents who receive DPW curbside waste and recycling services. Residents can request collection using [Milwaukee.gov/ClickForAction](https://www.milwaukee.gov/ClickForAction), the MKE Mobile Action app, or by calling (414) 286-CITY.

To be collected, trees must be free of all decorations and must not be bagged. Trees sprayed with artificial snow cannot be composted. Tree collection is separate from regular weekly garbage service. Requests for Christmas tree pickup are routed to designated crews for collection. Collected trees are shredded and composted. Residents are also encouraged to use the Drop Off Centers for Christmas tree composting.

During the 2025–2026 season, an estimated **5,279 Christmas trees**, weighing more than **179,000 pounds**, were collected from households.



3 EVENTS AND EDUCATION



3.1 COMPOST BIN SALE

The 14th Annual Compost Bin Sale took place from March through May 2025. For the sixth consecutive year, DPW partnered with Recycling Connections, a Wisconsin-based non-profit focusing on waste reduction, recycling, and resource conservation, to organize the online sale. The goal of this event is to divert organic waste from landfills by encouraging home composting. A total of **167 bins and 42 pails** were sold. Since the inaugural sale in 2012, a total of 3,488 bins have been sold to residents.

Distribution day took place at the Sanitation Yard at 6th and Howard in June. For the second year, DPW partnered with the Garden District Neighborhood Association to host a plant sale on pickup day. To further engage residents, DPW also partnered with Keep Greater Milwaukee Beautiful (KGMB) to offer three workshops during pickup hours. The plant sale and workshops educate residents about composting and help launch the growing season. A total of **20 residents attended the compost workshops.**



GDNA Plant sale



KGMB staff hosting composting workshop

3 EVENTS AND EDUCATION




3.2 AMERICA RECYCLES DAY

For the second year, DPW partnered with Keep Greater Milwaukee Beautiful (KGMB), Milwaukee Public Schools (MPS), and the Milwaukee Public Library (MPL) to create a recycling contamination art gallery in celebration of America Recycles Day on November 15. KGMB visited **eight classrooms across six MPS locations** to provide recycling education and guide the art project. A total of **160 students** participated in the program.

The gallery at the Central Library, titled *Wish-Cycling: Creating Art from Contamination*, featured artwork by K–12 students created from materials that are often mistakenly placed in recycling carts. Each piece included information to help the community understand why certain items are considered contaminants, how they affect the recycling system, and how they should be properly disposed of. DPW collaborated with its recycling processor, WM, to develop a section of the gallery highlighting the recycling process and featuring an interactive poster.

The gallery officially opened during a press event with Mayor Cavalier Johnson and leadership from MPS, MPL, and DPW on Friday, November 14, at Central Library. More than **80 students attended** the 2025 press event. During the event, students showcased their work, viewed other students' work, made buttons from scrapbook materials and sheep from shipping peanuts, and participated in a recycling scavenger hunt.

The gallery remained on display at the Central Library during regular library hours in December.



Student viewing the gallery at Central Library



Welding students show Mayor Johnson their scrap metal artwork



Shipping peanut sheep student artwork



Students viewing the gallery at Central Library

3 EVENTS AND EDUCATION



3.3 KEEP GREATER MILWAUKEE BEAUTIFUL

The ongoing partnership between DPW and KGMB supported programs such as Big Truck Day activities, the Compost Bin Sale workshops, and America Recycles Day. In addition to those programs, **21 schools in the City of Milwaukee** participated in KGMB’s Recycle for Good and Rot Is Hot educational programs, **reaching 1,401 students and 102 adults.**

Compost education also expanded in 2025. KGMB hosted **eight workshops at eight MPL** locations to teach **52 residents** how to manage organic waste at home through backyard composting.

3.4 INTERVIEWS AND PRESS

DPW recognizes the importance of maintaining year-round public awareness about proper waste management, not only around Earth Day and America Recycles Day. Keeping waste management in public conversation supports curbside recycling goals, and events related more broadly to waste reduction and disposal also contribute to that effort. In 2025, DPW participated in multiple media events.

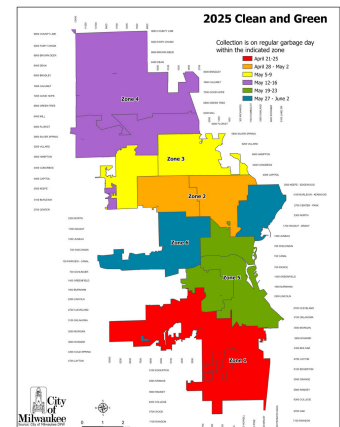
Project Clean and Green

Project Clean and Green runs annually from April through June. This citywide cleanup program gives residents an opportunity to dispose of unwanted items, including furniture, mattresses, household items, and garden and yard debris in brown paper yard waste bags.

On April 16, Mayor Cavalier Johnson and DPW Commissioner Jerrel Kruschke helped promote the program. They were joined by DPW crews, who demonstrated for multiple media outlets how to properly set out materials and explained the collection process. In addition, What’s Brewing Wisconsin on TMJ4 interviewed Sanitation Services Manager Rick Meyers about the program to increase public awareness.



Mayor Johnson helping DPW crew load brush during Project Clean and Green



2025 Project Clean and Green map

3 EVENTS AND EDUCATION

3.4 Interviews and Press Cont.

Charlie Berens Video and Podcast

In May, DPW collaborated with local journalist and comedian Charlie Berens to produce a video featuring Charlie's first day as a garbage collector. The purpose of the video was to raise awareness of the essential work DPW crews perform each day and to educate residents on proper disposal practices. Mayor Johnson also appeared in the video.

In addition to the video, Charlie sat down with driver Derek Hoppe for a full conversation on the Cripescast podcast (episode 245).



Charlie riding on back of truck to next service stop



Charlie sharing his thoughts about his "first day"



Mayor Johnson visiting Charlie on his "first day"



Dynamic Lifecycle Podcast

DPW's Resource Recovery Program Manager, Laura Stevens, met with DPW's Dynamic account representative to highlight one of DPW's lesser-known programs: electronics recycling. The conversation covered the year-round Drop Off Centers, the challenges of resident education, and the importance of strong partnerships in managing complex e-waste streams. The podcast also highlighted how collaboration between municipalities and recycling experts, such as Dynamic, can create lasting environmental impact and support the future of electronics recycling.

3 EVENTS AND EDUCATION



3.5 WEBSITE AND SOCIAL MEDIA

The main page of MilwaukeeRecycles.com received **31,137 unique page views**, an **increase of 6%**. The recycling directory page, which provides information on items collected curbside and those that must be taken to the Drop Off Centers or other facilities for recycling or safe disposal, remained the top-performing page. Pages related to electronics recycling, donation resources, and downloading the curbside guide also attracted significant traffic.

At the end of 2025, the @MilwaukeeRecycles Facebook page had more than **2,700 followers**. Posts featured educational content and tips on reducing, reusing, recycling, and composting. They also included resources, service reminders, and promotions for special events. The three most shared posts provided information about the annual Compost Bin Sale, Christmas tree collection, and holiday reminders. The three most liked posts promoted the Food Scrap Drop-Off Program.

3.6 E-NOTIFY AND FALL MAILER

Press releases and e-notifies are used to inform residents about service and program updates while also highlighting waste reduction, reuse, and recycling topics.

Seven eNotifies were sent to the Recycle for Good distribution list on topics ranging from battery disposal and food waste composting to holiday disposal reminders.

In fall 2025, DPW sent its annual Sanitation mailer to the 189,000+ households it services. The mailer is designed to educate residents about recycling, confirm schedules for upcoming seasonal services, and provide guidance on the proper disposal of various materials.




2025 Sanitation Fall Mailer Cover

The front page featured updates on the August 2025 flood, the fall leaf program, the new Food Scrap Drop-Off Program, and an announcement about every-other-week recycling. Additional content included information on the City's yard waste disposal services, seasonal schedule reminders, details on the Drop Off Center, and a list of City-observed holidays. Residents can access DPW's annual fall mailer online at www.Milwaukee.gov/RecycleReports.

New in 2025, the fall mailer was also printed in Spanish. Copies were provided to Milwaukee Public Library locations and made available upon request.

4 AUGUST FLOOD IMPACTS



The City experienced historic flooding on August 9 and 10, 2025. Homes sustained significant damage, and many residents faced flooded basements to the ceiling, the loss of personal belongings, and, in some cases, displacement from their homes.

In the aftermath of the flooding, crews from across DPW—including Sanitation, Streets, Sewers, Electrical Services, Forestry, and other divisions—mobilized to assist residents. To support the removal of flood-damaged materials, Drop Off Center hours were extended during the week following the flood, and disposal fees were waived for City of Milwaukee residents through the end of August. In addition, DPW provided free special bulky-item pickups for households receiving City garbage collection service.


Although the flooding was not directly related to the recycling program, it underscored the far-reaching effects that major weather events can have on DPW operations. Damage to residential property generated an additional **500 tons of material per day** over the following three weeks, resulting in nearly **11,000 tons of flood-related waste**. Wait times at the Drop Off Centers increased to 90 minutes, with some residents experiencing delays of up to two hours. Transfer stations also reached capacity and were further strained by equipment breakdowns and parts shortages. As a result, more than 60 packer trucks were redirected to the Franklin and Menomonee Falls landfills.

Despite these challenges, DPW mounted an extraordinary logistical response to support residents during a time of urgent need. Even as some employees faced flood-related damage to their own homes and vehicles, they continued reporting to work each day in service to their neighbors and the city. Throughout this period, DPW staff demonstrated exceptional dedication, resilience, adaptability, and commitment—qualities that reflect the very best of public service.

**THANK YOU
DPW STAFF!**



5 MRF UPDATE



On the afternoon of Wednesday, May 31, 2023, a significant fire broke out at the MRF. All staff were evacuated promptly, and no injuries were reported. The Milwaukee Fire Department responded and worked to extinguish the fire throughout the evening, remaining on site until the following day.

The cause of the fire remains unknown, largely because of the severity of the damage. Based on previous incidents at the MRF and at similar facilities across the country, it is possible that the fire was caused by contamination from batteries or other flammable materials. The City's insurance provider determined that the equipment involved in the fire was a total loss and that much of the building requires extensive repairs.

Throughout 2024, DPW and Waukesha County engaged industry consultants RRS to conduct a feasibility study evaluating long-term options for managing combined tonnage in the most cost-effective manner. The study assessed the financial projections for developing and operating a public MRF and compared those projections with the cost of transferring recyclables to a private MRF.

Based on the study's findings, Waukesha County and the City of Milwaukee mutually decided not to rebuild at the existing site and to terminate the Intergovernmental Agreement in June 2025 (File #250139).

In March 2026, DPW amended its transfer station contract with WM to include recyclables processing, securing a lower processing rate. The benefits of this amendment will be realized in 2026 through reduced processing costs.

DPW intends to issue a request for bids in 2026 for the removal of damaged equipment at the MRF.



Sorting floor pre-fire



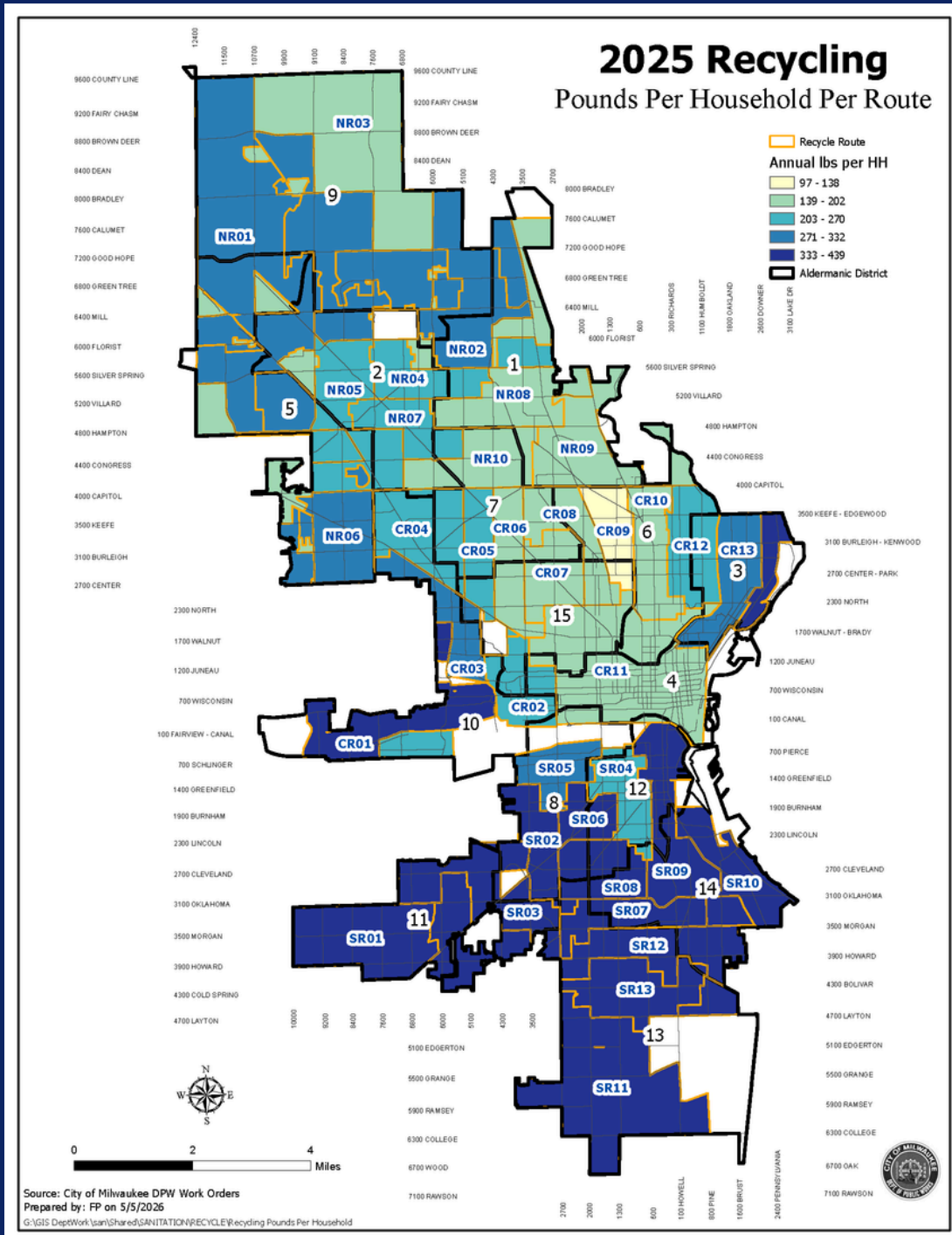
Sorting floor post-fire



May 31, 2023 Fire

6 ADDITIONAL REFERENCES

6.1 RECYCLING POUNDS PER HOUSEHOLD



6 ADDITIONAL REFERENCES Cont.

6.2 TABLE 1: RESIDENTIAL TONS COLLECTED

Table 1
Residential Tons Collected
YOY

	<u>2024</u>	<u>2025 Tons</u>	<u>Change</u>	
				<u>Percent</u>
Recycling Materials - household				
Combined Paper	10,917	12,456	1,539	14.1%
Corrugated Cardboard	4,395	2,939	-1,457	-33.1%
Aluminum Cans	317	248	-69	-21.7%
Steel Cans	577	544	-33	-5.8%
Scrap Metal	282	259	-23	-8.3%
Glass Containers	6,552	7,506	954	14.6%
Plastic Containers	2,713	2,154	-559	-20.6%
Subtotal	25,753	26,105	352	1.4%
Recycling Materials - other residential*				
Appliances with Refrigerants	166	135	-30	-18.4%
Lead Acid Batteries	19	25	6	32.7%
Waste Tires	646	811	165	25.6%
Waste Oil	194	210	17	8.6%
Electronics	452	412	-40	-8.9%
Scrap Metal	905	828	-77	-8.5%
Miscellaneous	52	54	2	4.1%
Subtotal	2,432	2,475	43	1.8%
Yard Waste & Organics				
Subtotal	30,297	28,612	-1,685	-5.6%
Total Diverted				
	58,482	57,191	-1,291	-2.2%
Household Solid Waste				
Cart collection (1-4 unit HHs)	154,400	158,582	4,181	2.7%
Dumpster service (>4 unit HH)	5,736	5,467	-269	-4.7%
Skid loader	4,398	3,148	-1,250	-28.4%
Clean & Green program	1,251	1,253	2	0.2%
Miscellaneous	2,064	2,717	654	31.7%
Subtotal	167,849	171,168	3,319	2.0%
Total Residential Solid Waste	226,331	228,359	2,028	0.9%

Additional tonnage attributable to flood waste is not included in the total solid waste reported here. However, it is assumed that some flood waste was mixed with regular solid waste. Because of the complexity involved in distinguishing flood-related tonnage from standard waste tonnage, this likely contributed to the increase in total solid waste tonnage.

The decrease in yard waste is likely attributable to the timing of the 2025 leaf collection season. Leaves that fell in late 2025 were either still being collected or had been collected and were awaiting transfer to the yard waste facility. As a result, some material was not transferred until early 2026. For consistency in annual reporting, those tons will be included in the 2026 totals.

6 ADDITIONAL REFERENCES Cont.



6.3 TABLE 2: RESIDENTIAL PROGRAM METRICS

Table 2
Residential Program Metrics
2025

	<u>2024</u>	<u>2025</u>	<u>Change</u>
Effectiveness Measures			
Household Material Recycling Rate*	11.4%	11.4%	0.1%
Yard Waste Recycling Rate	13.4%	12.5%	-0.9%
Other Materials Recycling Rate**	1.1%	1.1%	0.0%
Total Recycling Rate	25.8%	25.0%	-0.8%
Household Materials Recycling lbs. Per Household	275.41	279.17	3.76
	<i>Percent change 2024 to 2025:</i>		1.4%

Efficiency Measures - Household Recycling Only

Residential Recycling Program Costs (State rpt. method)	\$ 14,766,735	\$ 14,387,753	\$ (378,982)
State Cost Sharing/Grant Revenue	\$ 2,310,379	\$ 2,308,046	\$ (2,333)
Recyclable Commodity Sales Revenue	\$ 1,563,192	\$ 1,640,140	\$ 76,948
Avoided Landfill Disposal Costs	\$ 1,275,040	\$ 1,313,084	\$ 38,044
Subtotal of offsets	\$ 5,148,611	\$ 5,261,270	\$ 112,659
Net Costs - Residential Recycling Program	\$ 9,618,124	\$ 9,126,483	\$ (491,641)
Net Cost Per Ton - Res. Recycling Program	\$ 373.47	\$ 349.61	\$ (23.87)



6 ADDITIONAL REFERENCES Cont.

6.4 TABLE 3: RECYCLABLES PROCESSING FINANCIALS

Table 3
Recyclables Processing Financials Comparison
2025

*This table relates to processing of residential recyclables after collection.
It does not include collection costs or recycling grant revenues.*

	<u>2024</u>	<u>2025</u>	Change	% Change
Commodity Sales Revenue				
Revenue/Ton (Market Value)	\$ 96.56	\$ 84.25	\$ (12.31)	-12.7%
City's Share (Rev/T Received from Contractor)	\$ 60.70	\$ 62.83	\$ 2.13	3.5%
Total revenue to City	\$ 1,563,192	\$ 1,640,140	\$ 76,948	4.9%
Processing Costs				
Processing per ton rate	\$ 95.00	\$ 95.00	\$ -	0.0%
Processing tons	25,753.18	26,105.05	351.87	1.4%
Processing cost	\$ 2,107,569.90	\$ 2,298,526.18	190,956.28	9.1%
Transportation cost	\$ 778,866.63	\$ 656,612.93	(122,253.70)	-15.7%
Total Processing Costs	\$ 2,886,437	\$ 2,955,139	\$ 68,703	2.4%
Net Revenue				
Net revenue (received after processing)	\$ (1,323,245)	\$ (1,314,999)	\$ 8,245	-0.6%
Net revenue per ton	\$ (51.38)	\$ (50.37)	\$ 1.01	-2.0%
Avoided Disposal Costs				
Landfill costs per ton	\$ 49.51	\$ 50.30	\$ 0.79	1.6%
Landfill costs avoided	\$ 1,275,040	\$ 1,313,084	\$ 38,044	3.0%
Total Benefit				
Total Net benefit	\$ (48,205)	\$ (1,915)	\$ 46,289	-96.0%
Total Net benefit per ton	\$ (1.87)	\$ (0.07)	\$ 1.80	-96.1%

The net benefit figure compares total processing costs with recyclables revenue and avoided landfill disposal costs. In 2025, net benefits increased due to improved hauling and processing arrangements, which reduced processing and hauling costs and provided more favorable revenue-sharing terms. Transportation costs also declined despite higher tonnage, primarily because routes closest to the Germantown recycling facility were hauled directly there rather than being transferred through the transfer station.