

Department of Public Works Infrastructure Services Division

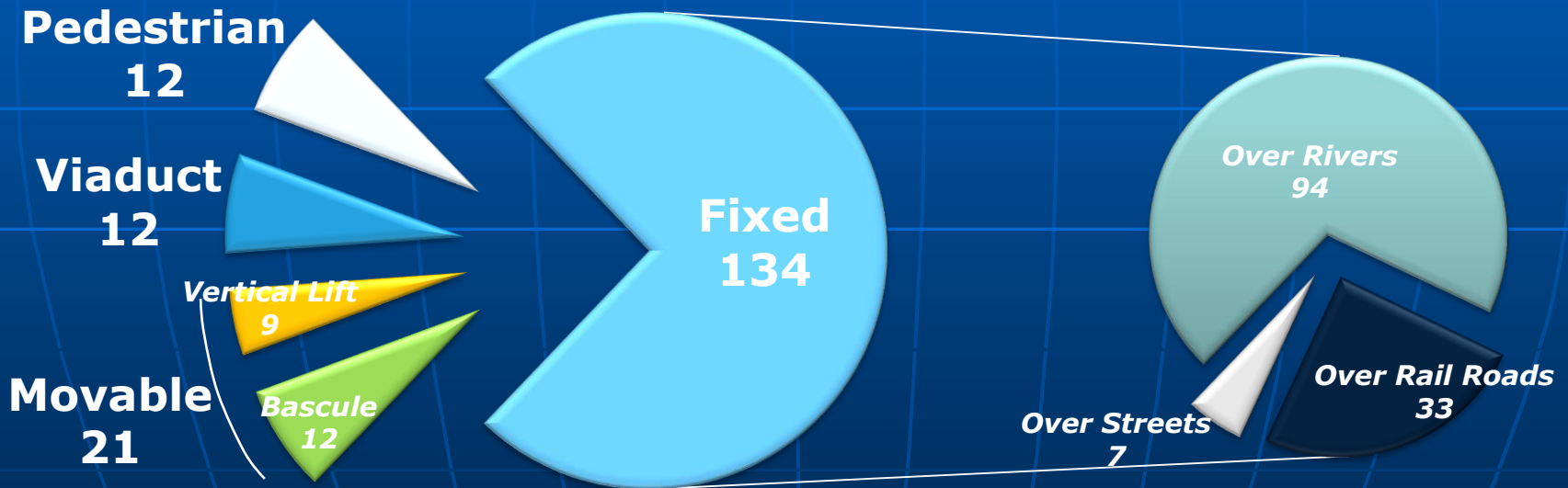


2014 Capital Budget Transportation and Operations

City of Milwaukee, Transportation & Operations

City Bridge Inventory

- 179 City-owned and maintained bridges
- Relative comparison of bridge types:



Bridge State & Federal Program

- Available for bridges deemed as federally eligible
- Competitive application process for limited WisDOT state-wide Bridge Program dollars
- Application on 3 year cycle through County government
- Usual 80% Federal/State funded with 20% local share

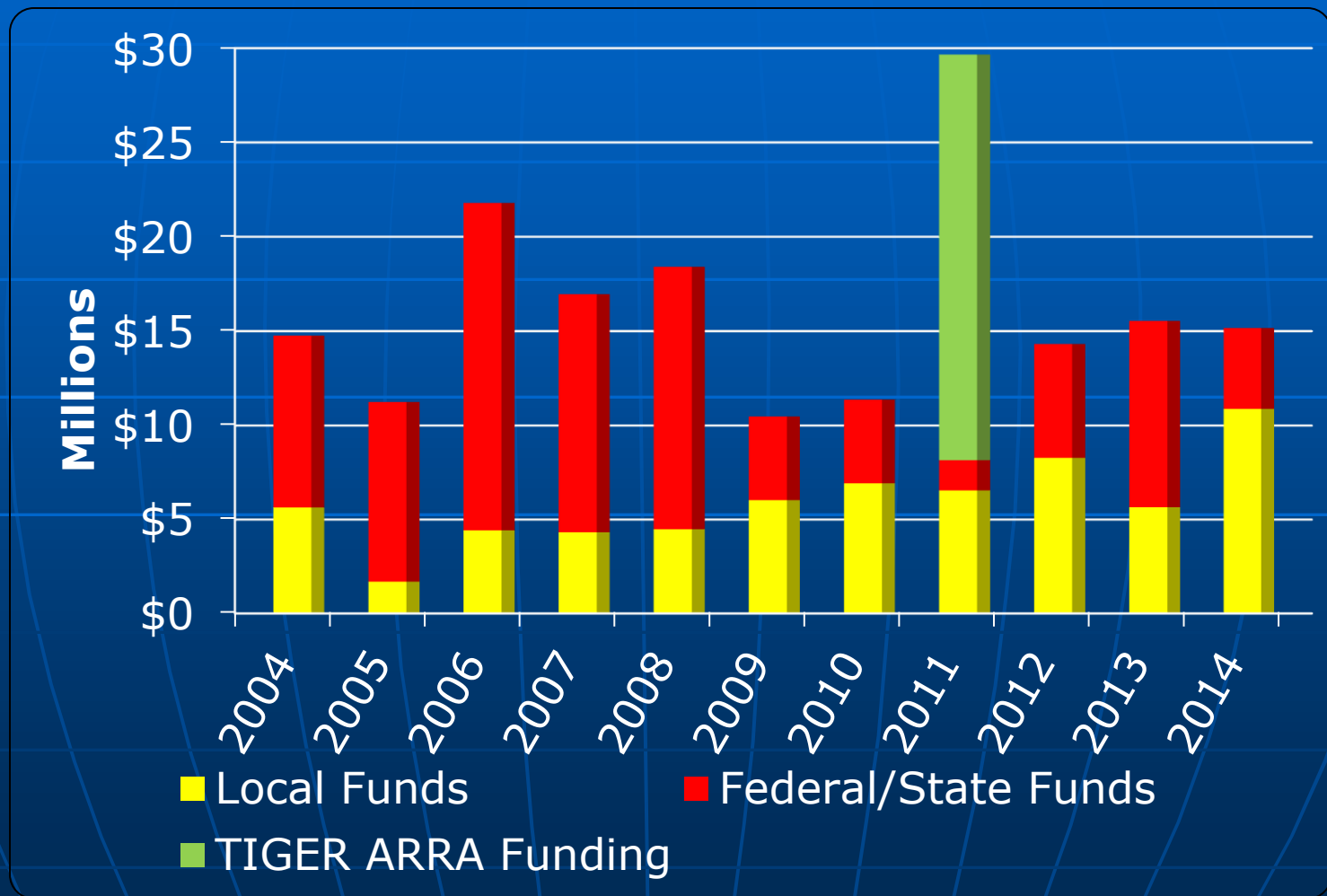
Bridge Local Program

- Bridges not deemed Federal/State eligible
- Bridges in which Federal/State funds not available or insufficient
- Maintenance work including structure repair, painting mechanical upgrades, inspections, pre-engineering activities, etc.
- Bridge Safety inspections

2014 Requested Bridge Program

	State & Fed	Local	TOTAL
Year	(Millions)	(Millions)	(Millions)
2014	\$1.30	\$9.82	\$11.12
2015	\$5.68	\$10.00	\$15.68
2016	\$4.70	\$10.23	\$14.93
2017	\$9.25	\$10.98	\$20.23
2018	\$3.50	\$10.50	\$14.00
2019	\$3.50	\$10.30	\$13.80
6 Yr Total	\$27.92	\$61.82	\$89.74

Summary of Capital Bridge Funding 2004-14



2014 Bridge State & Federal (\$5,350,000)

- North Avenue over Canadian Pacific Railway– Replacement \$3,000,000
- Villard Avenue over Lincoln Creek - Rehab \$1,650,000
- Miscellaneous bridge projects \$500,000
- Granville Road over Little Menomonee River – Removal \$200,000



2014 Bridge Local (\$9,815,000)

- Lisbon Avenue over Canadian Pacific Railway – Replacement \$3,200,000
- S. 1st Street over Kinnickinnic River – Rehab \$2,100,000
- Broadway Bascule over Milwaukee River – Rehab \$1,200,000
- Design funding for various bridge projects \$2,640,000
- Movable Bridge Mechanical and Electrical Upgrades \$500,000
- City Safety Bridge Inspection \$175,000



2014 Requested Sidewalk Program (\$1,700,000)

Year	(Millions)
2014	\$1.7
2015	\$1.8
2016	\$1.9
2017	\$2.0
2018	\$2.1
2019	\$2.2
6 Yr Total	\$11.7

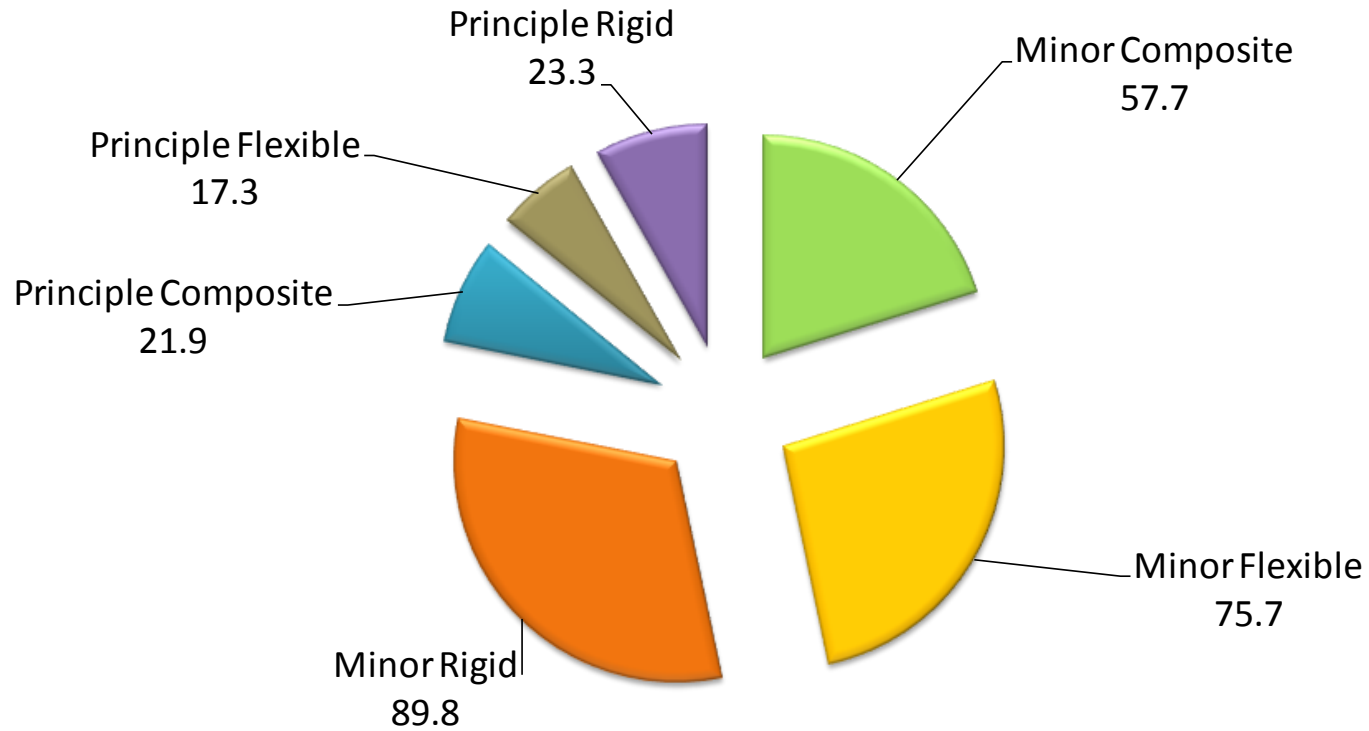
- Area wide \$1,400,000
- Scattered site \$300,000



2014 Requested Major Street Program

Year	Total Request (Millions)	City Portion (Millions)
2014	\$50.311	\$ 6.21
2015	\$48.993	\$ 5.98
2016	\$17.249	\$ 4.30
2017	\$48.771	\$ 5.63
2018	\$26.445	\$ 6.76
2019	\$37.029	\$ 8.23
6 Yr Total	\$228.798	\$37.11

City Major Street Inventory



2014 Major Street Program (\$50,311,000)

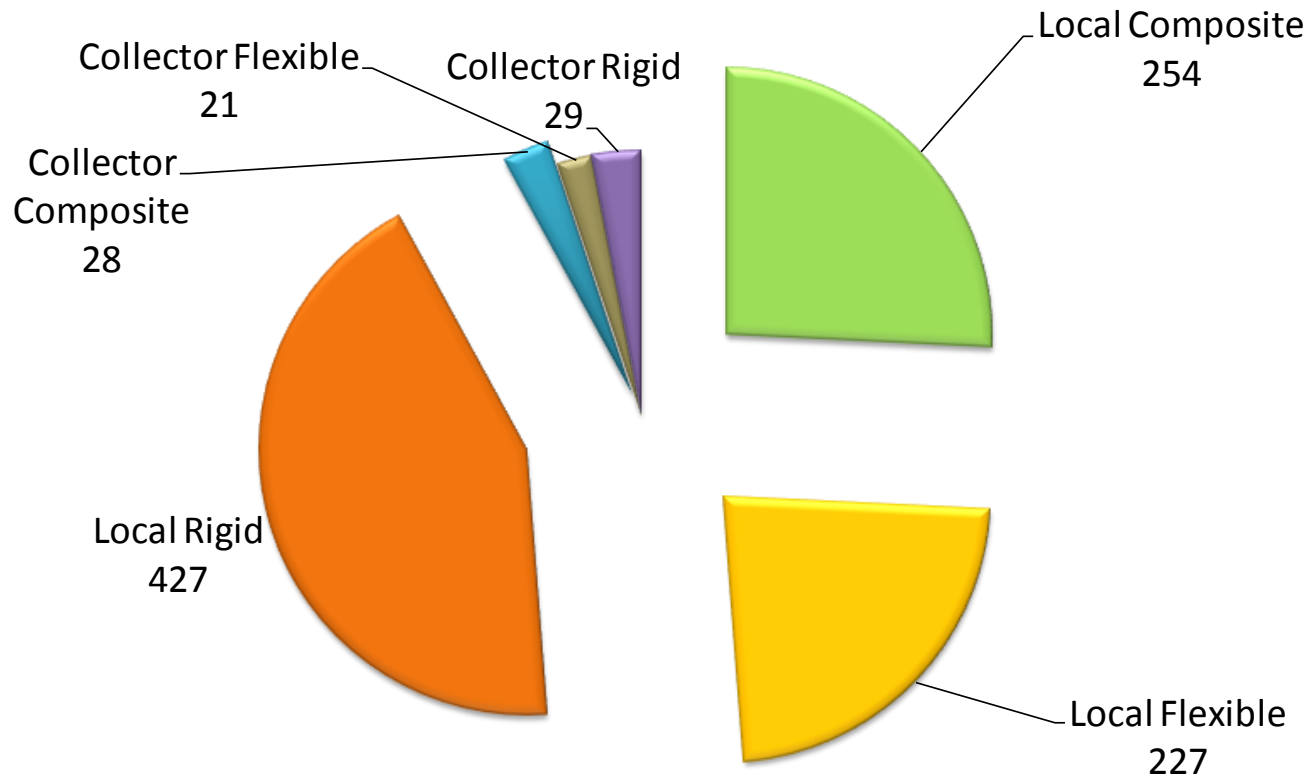
- State Trunk Highways \$23,150,000
- Connecting Highways \$ 4,060,000
- County Trunk Highways \$ 80,000
- State Transportation Program \$11,254,000
- Other (CH,TE, CMAQ, LRIP, SRTS, etc.) \$11,767,000



2014 Requested Local Street Program (note \$2.0M LRIP in even years)

Year	Resurface/Reconstruct (Millions)	High Impact (Millions)
2014	\$13.5	\$1.5
2015	\$17.0	\$1.5
2016	\$15.6	\$1.5
2017	\$17.1	\$1.5
2018	\$16.3	\$1.5
2019	\$17.1	\$1.5
6 Yr Total	\$96.6	\$9.0

City Local Street Inventory



2014 Requested Alley, New Street and Developer Programs

	Alley	New Street	Developer
Year	Millions	Millions	Millions
2014	\$2.035	\$0.35	\$0.4
2015	\$2.025	\$0.35	\$0.4
2016	\$2.025	\$0.35	\$0.4
2017	\$2.025	\$0.35	\$0.4
2018	\$2.025	\$0.35	\$0.4
2019	\$2.025	\$0.35	\$0.4
6 Yr Total	\$12.15	\$2.1	\$2.4

6 Year Capital Funding Request Street Lighting and Traffic Control Improvement Programs

	Street Lighting	Traffic Control
Year	Millions	Millions
2014	\$10.0	\$2.4
2015	\$10.1	\$2.2
2016	\$10.2	\$3.0
2017	\$10.1	\$3.1
2018	\$9.6	\$3.0
2019	\$10.0	\$3.1
6 Yr Total	\$60.00	\$16.58

2014 Street Lighting Program (\$10,000,000)

- Engineering \$ 1,200,000
- Street Lighting Substations \$ 1,350,000
- Neighborhood Lighting Program \$ 2,950,000
- Paving Program \$ 4,500,000



2014 Street Lighting Program

Neighborhood Lighting

- Street and Alley Lighting Upgrades \$150,000
- Replace Series Circuits \$1,000,000
- Poles, Cables and Misc. Replacement \$500,000
- Steel Pole Replacement \$500,000
- Uncollectable Knockdowns \$500,000

2014 Traffic Control Program (\$2,393,000)

- Engineering \$ 350,000
- Signals \$ 1,007,800
- Signs \$ 860,200
- Uncollectable Knockdowns \$ 175,000




6 Year Capital Funding Request Communications and Electrical Conduit System Improvement Program

	New Conduit	MH Repair
Year	Millions	Millions
2014	\$4.3	\$0.8
2015	\$5.0	\$0.8
2016	\$5.0	\$0.9
2017	\$5.0	\$1.0
2018	\$5.0	\$1.1
2019	\$5.0	\$1.2
6 Yr Total	\$29.3	\$5.8

2014 Underground Conduit Installation Program

Total 2014 Requested Budget \$4,300,000



2014 Underground Conduit Installation Program

- Bridge Replacement Program

City Program	\$110,000
--------------	-----------

Stadium Freeway	\$350,000
-----------------	-----------

- Paving Program

Connecting Highway	\$110,000
--------------------	-----------

New Conduit	\$3,100,000
-------------	-------------

Additional Capacity	\$630,000
---------------------	-----------