



## MEMORANDUM

**TO:** CSRC Members, Gayle Peay  
**FROM:** Aza Baylor  
**CC:** Andrea Bogie, Sarah Covington, Hadassah Muthoka  
**SUBJECT:** Proposed Change to Scorecards  
**DATE:** May 24, 2024

This memo outlines Evident Change's proposed change to the Charter School Review Committee (CSRC) scorecard.

### CURRENT SCORECARD REQUIREMENTS

The following are the current Local Measure Scorecard expectations updated by the CSRC on May 24, 2023.

CSRC scorecard: Information regarding each school's performance will be included in the body of the report and/or as an appendix to the annual monitoring report.


### RATIONALE FOR CHANGE IN CSRC SCORECARDS

#### MIDDLE SCHOOL

Currently, there are two scorecards: one documenting elementary schools' performance (K–8) and one documenting high school performance (9–12). For the upcoming school year 2024–25, one of the high schools in the City of Milwaukee Charter School portfolio will expand to include grades 6–8. This necessitates a separate scorecard specific for the middle school grades.

ELEMENTARY SCHOOL

Due to a small data set of 10 students or fewer, data analysis of the elementary scorecards has routinely been unable to report Student Progress for the students who maintained proficiency or progressed.

STUDENT ACADEMIC PROGRESS: GRADES 3–8			
• Forward Exam reading—% maintained proficient	5.0		
• Forward Exam math—% maintained proficient	5.0		
• Forward Exam reading—% below proficient who progressed	12.5		
• Forward Exam math—% below proficient who progressed	12.5		










RECOMMENDATIONS

MIDDLE SCHOOL SCORECARD

Evident Change recommends developing a new scorecard specific to the middle school grades for all schools with students in grades 6–8. The middle school card will include all previous metrics from the K–8 scorecard except Reading Readiness, which is specifically for grades 1–2. The 10% from Reading Readiness will be added to the middle school Local Measures percentage, changing it from 25% to 35% (see below).

ELEMENTARY AND MIDDLE SCHOOL SCORECARDS

Evident Change recommends merging the Student Academic Progress measure for percentage of students who maintained proficiency (5 points) and percentage progressed (12.5 points) into one measure, equaling 17.5 points for each subject test on the Forward exam (see below).

*K–5TH GRADE DRAFT*				*DRAFT*6th–8TH GRADE *DRAFT*			
<b>STUDENT READING READINESS: GRADES 1–2</b>				<b>STUDENT ACADEMIC PROGRESS: GRADES 6–8</b>			
• STAR Early Literacy—% 1st graders at or above spring summed score benchmark this year	4.0			• Forward Exam reading—% maintained proficiency and/or progressed	17.5		
• STAR Early Literacy—% 2nd graders who maintained spring summed score benchmark two consecutive years	6.0			• Forward Exam math—% maintained proficiency and/or progressed	17.5		
<b>STUDENT ACADEMIC PROGRESS: GRADES 3–5</b>				<b>LOCAL MEASURES</b>			
• Forward Exam reading—% maintained proficient and/or progressed	17.5			• % met reading	8.75		
• Forward Exam math—% maintained proficient and/or progressed	17.5			• % met math	8.75		
<b>LOCAL MEASURES</b>				• % met writing	8.75		
• % met reading	6.25			• % met special education	8.75		
• % met math	6.25			<b>STUDENT ACHIEVEMENT: GRADES 6–8</b>			
• % met writing	6.25			• Forward Exam reading—% proficient or advanced	2.5		
• % met special education	6.25			• Forward Exam math—% proficient or advanced	2.5		
<b>STUDENT ACHIEVEMENT: GRADES 3–5</b>				<b>ENGAGEMENT</b>			
• Forward Exam reading—% proficient or advanced	2.5			• Student attendance	5.0		
• Forward Exam math—% proficient or advanced	2.5			• Student reenrollment	5.0		
<b>ENGAGEMENT</b>				• Student retention	5.0		
• Student attendance	5.0			• Teacher retention	5.0		
• Student reenrollment	5.0			• Teacher return*	5.0		
• Student retention	5.0						
• Teacher retention	5.0						
• Teacher return*	5.0						