

# Milwaukee City Hall Historic Building Restoration

## Project Status Report thru April 30, 2007



Department of Public Works  
Operations Division  
Building & Fleet Services

841 NORTH BROADWAY  
MILWAUKEE, WISCONSIN 53202



---

**THE CONCORD GROUP**  
241 N. Broadway  
Suite 302  
Milwaukee, WI. 53202

**M.L. THARPS & ASSOCIATES**  
1845 N. Farwell Avenue  
Suite 109  
Milwaukee, WI. 53202

**PRISM TECHNICAL MANAGEMENT  
& MARKETING SERVICES, LLC**  
6114 W. Capital Drive  
Suite 200  
Milwaukee, WI. 53216

July 18, 2007



## **PREFACE**

The Milwaukee City Hall Historic Building Restoration Project is the City's largest and most expensive public works building project. The collaborative effort of the Department of Public Works (DPW), the contractor, consultants, and the audit group presents the sixth in a series of quarterly reports on this historic endeavor.

The highly challenging restoration of Milwaukee's most revered landmark and a National Historic Landmark has local and national significance, particularly in the realms of historic preservation, architecture, construction, and restoration. The City Hall project is the largest terra cotta replacement program in the country.

Project management is paramount to ensure the success of this multi-year project. The Department of Public Works is proud to be responsible for overseeing planning, scheduling, and quality and cost controls. Of equal importance is ensuring the project workforce reflects the diversity of our community.

Under the direction of Mayor Tom Barrett and the Common Council, DPW contracted with The Concord Group/M. L. Tharps & Associates to audit and monitor expenditures, and Prism Technical Management & Marketing Services to ensure compliance with the Emerging Business Enterprise/Residents Preference Programs (EBE/RPP) and reporting requirements.

We look forward to successful completion of our project and securing its civic prominence for future generations.

Jeffrey J. Mantes  
Commissioner  
Department of Public Works



**TABLE OF CONTENTS**

TABLE OF CONTENTS..... 2  
MISSION STATEMENT..... 2  
PROJECT OVERVIEW..... 3  
CURRENT SCHEDULE STATUS..... 4  
CURRENT BUDGET STATUS..... 5  
PARTICIPATION PROGRAM STATUS..... 6  
Appendix A-Cost Summaries  
Appendix B-Project Schedule Gant Chart (7-31-05 thru 4-30-07)  
Appendix C-Budget Evolution / Funding History  
Appendix D-Partnering Project Goals

**MISSION STATEMENT**

Our mission is to restore this National Historic Landmark in a manner that preserves its original design, while securing its civic prominence for future generations. This will be accomplished by a collaborative and diverse team of restoration professionals who are passionate about their work and its efficient and timely completion.

## ***PROJECT OVERVIEW***

To date the project is on schedule, to be completed November 14, 2008. Through the end of April 2007, the following major issues have been identified:

- Replace Deteriorated Steel at the Lantern, 13<sup>th</sup> and 11<sup>th</sup> Floors of the South Tower
- Provide Steel Double Angle Support for the 12<sup>th</sup> Floor Terra Cotta Railing Assembly

The schedule impact by these items has not yet been determined. These items being considered will have a budget impact of approximately \$557,827.00. Which is within the project contingency. For further detail please refer to Schedule E1, Approved and Potential Changes.

## ***CURRENT SCHEDULE STATUS***

### **Construction progress to date is as follows:**

- South Tower Construction - Ongoing.
- Dormer Construction – 100% Complete.
- Steel at South Tower – 95% Complete.
- 8<sup>th</sup> Floor Gutters – 50% Complete.
- Production of Copper, Terra Cotta for South Tower – 10% Complete.
- Book Tile at South Tower – Complete.
- Slate Roof – 30% Complete.

### **Three month look ahead for 2007 is as follows:**

- Terra cotta, brick, and mockup approvals – Ongoing.
- Steel at the South Tower – Ongoing.
- 8<sup>th</sup> Floor Gutters – Ongoing.
- Construction of South Tower – Ongoing.
- Production of Copper, Terra Cotta for the South Tower – On going.
- Slate roof construction – Ongoing.
- Conditional Brick Replacement – Ongoing.
- 7<sup>th</sup> Floor Windows – Ongoing.
- Steel for Gables – Ongoing.

## ***CURRENT BUDGET STATUS***

This report addresses all costs incurred through April 30, 2007, which totals \$38,975,023 or 53% of the project budget of \$76,454,169.

Of the \$6,454,196 Phases I and II budgeted costs encumbered from January 1, 2000 through June 30, 2005, a balance of \$224,645 for architectural/engineering services remains to be expended.

Of the \$70,000,000 Phase III committed project budgeted funds, 49% or \$32,745,500 has been incurred through April 30, 2007.

Through April 30, 2007 J.P. Cullen has completed \$30,858,924 or 49% of their contract of \$63,607,152.

There have been some adjustments of the \$6,000,000 construction contingency during this quarter:

JPC approved change orders, total of **\$3,679,934.00**, major items as follows:

- Modification of Mock Up Specification
- Modification of Material Salvaging Requirement
- Steel Purlins at the South Tower
- Modification of Steel at the 10<sup>th</sup> Floor
- Modification of 20 Dormers
- Heat and Winter costs
- Slate Removal and Replacement
- Structural C Channel Replacement
- Alternate Bracing / Attachment of Scaffold at Dormers

JPC potential change orders, total of **\$557,827.00** as follows:

- Replace Deteriorated Steel at the Lantern, 13<sup>th</sup> and 11<sup>th</sup> Floors of the South Tower
- Provide Steel Double Angle Support for the 12<sup>th</sup> Floor Terra Cotta Railing Assembly

Balance of contingency after approved/potential changes is **\$1,762,239.00**.



## *PARTICIPATION PROGRAM STATUS*

Recognizing the significance of the City Hall Restoration Project, the Department of Public Works (DPW) has developed procedures and guidelines to achieve – and where possible, exceed – the City’s standard goals for Residents Preference Program (RPP), Emerging Business Enterprise (EBE) and Apprentice Utilization compliance. DPW has hired Prism Technical Management & Marketing Services, LLC, to assist with and monitor the RPP, EBE and Apprentice Participation performance of J.P. Cullen & Sons, Inc., the project’s general contractor.

J.P. Cullen is required to submit monthly EBE payment reports and quarterly reports documenting RPP and apprentice utilization compliance. The company’s quarterly reporting commenced with the month labor was first deployed on the project – August 2005. Thus, project quarters conclude in the months of October, January, April and July.

The information that follows examines efforts of the Construction team, through the end of the sixth Project Quarter (ended April 30, 2007), to meet the contractual participation program provisions and those volunteer efforts underway that address the spirit of diversity and community inclusion.

## MILWAUKEE CITY HALL HISTORIC BUILDING RESTORATION PROJECT



Participation Performance Report  
from Project Monitor  
Prism Technical Management & Marketing Services  
Through April 30, 2007

## MILWAUKEE CITY HALL HISTORIC BUILDING RESTORATION PROJECT

### Project Participation Targets

- Residents Preference Program (RPP) Requirement: 25% of Workforce Hours
- Emerging Business Enterprise (EBE) Requirement: 18% of Contract Dollars
- Apprenticeship Requirement: 10,000 Hrs *in the following specified trades – Bricklaying/Masonry, Glazing, Roofing*
- Initial projections/commitments at or above requirements:
  - RPP: 25.2 %
  - EBE: 24.3 %
  - Apprenticeship hours: 10,000 Hrs
  - Minorities in the workforce: 25.0 %
  - Partnership with community workforce advisory committee

2

## MILWAUKEE CITY HALL HISTORIC BUILDING RESTORATION PROJECT


### WORKFORCE REQUIREMENTS AND PERFORMANCE DATA THROUGH 4/30/07

Project Requirements, Projections and Performance	Man-Hours	Comment
Initial projected hours for project	424,166	Provided by J.P. Cullen
Total hours through 4/30/07	148,513	35 % of projected total
RPP requirement for entire project (25%)	106,047	Based upon initial projected hours
RPP hours credited through 4/30/07	39,736	28.6 % of total onsite hours
Apprenticeship target for selected trades	10,000	8.4 % of total projected hours
Apprenticeship hours in selected trades through 4/30/07	4,168	41.9% of project requirement
<b>Project Performance – Voluntary Efforts</b>		
Total hours worked by minorities (RPP and otherwise) to date	46,553	31.3 % of total onsite hours
Total hours worked by apprentices to date	10,873	7.3 % of current total
Total hours worked by minority apprentices	8,357	77 % of apprenticeship hours

3

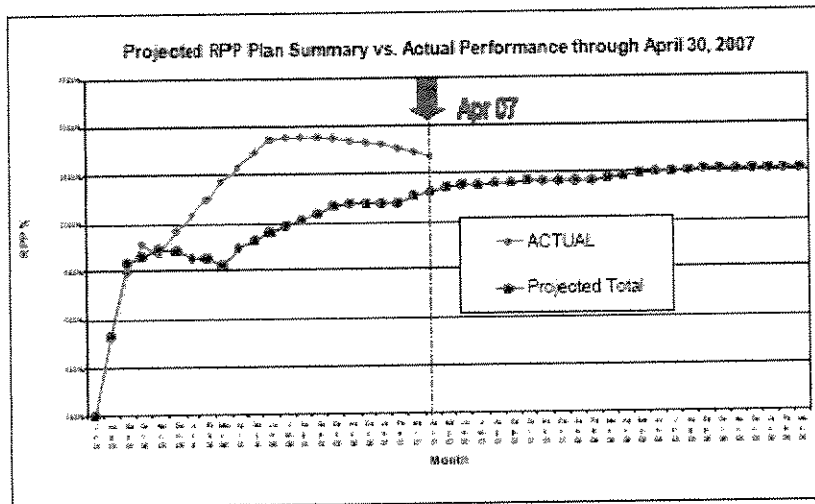
## MILWAUKEE CITY HALL HISTORIC BUILDING RESTORATION PROJECT

### RPP Workforce through April 30, 2007



4

## MILWAUKEE CITY HALL HISTORIC BUILDING RESTORATION PROJECT



5

## MILWAUKEE CITY HALL HISTORIC BUILDING RESTORATION PROJECT

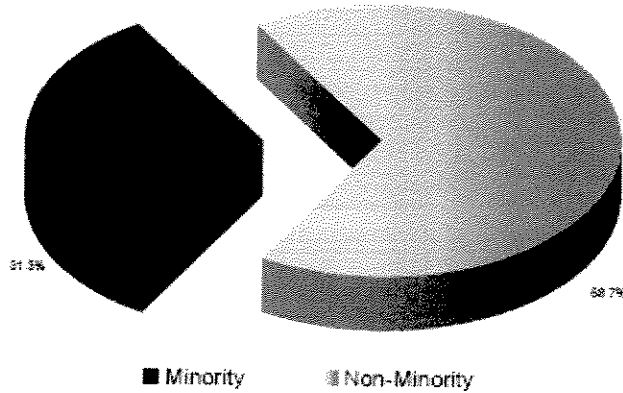
### Apprentice Workforce Data through April 30, 2007

- Estimated total project hours upon completion: 424,188 hours
- Total workforce hours through 4/30/07: 148,513 hours
- Targeted Apprentice Trades:  
Bricklayers/Masons, Glaziers and Roofers
- Targeted Trades Requirements: 10,000 hours (2.4% of project total)  
6 apprentices
- Targeted Trades Performance: 4,188 hrs (41.8% of requirement)  
10 apprentices
- Total Apprentice workforce through 4/30/07: 10,873 hours (7.3% of current total hours)  
34 apprentices

6

MILWAUKEE CITY HALL HISTORIC BUILDING RESTORATION PROJECT

Minority Workforce through April 30, 2007



7

MILWAUKEE CITY HALL HISTORIC BUILDING RESTORATION PROJECT

CONSTRUCTION CONTRACTING REQUIREMENTS AND PERFORMANCE DATA THROUGH 4/30/07

Project Requirements, Contracts and Performance	Values	Comment
Total projected cost	\$ 63,607,152	Includes approved change orders totaling \$3,679,934
Total payments through April 30, 2007	27,868,910	44 % of current projected total
EBE requirement based on total projected cost	11,449,287	18 % of Projected Cost
EBE contracts in place and copied to Project Monitor*	14,580,289	22.9 % of total contract and change orders
Payments to EBE contractors	4,368,013	15.7 % of total payments

\*EBE to EBE subcontracting - not counted above - increases total EBE involvement by \$704,000 to \$15,288,129

8

## MILWAUKEE CITY HALL HISTORIC BUILDING RESTORATION PROJECT

Current Subcontractors Contracting Plan  
(with Change Orders) Criteria



Project Payments through April 30, 2007



## MILWAUKEE CITY HALL HISTORIC BUILDING RESTORATION PROJECT

### EBE Construction Vendors

VENDOR	SERVICE
Arteaga Construction <sup>4</sup>	HVAC, Masonry, Brick
Roberts Roofing <sup>3</sup>	Roofing
Thomas A. M... M... son Co. <sup>4</sup>	Painting, Masonry, Cleaning
B&D Contractors <sup>5</sup>	Scaffold Labor
J. F. Cook Co. Company <sup>2F</sup>	Windows
Ojibwa Ready Mix <sup>5</sup>	Concrete Supplier
P.L. Freeman Company <sup>1</sup>	Plumbing
Affirmative Supply <sup>2</sup>	Mechanical Equipment Supplier
The Penebaker Enterprises <sup>3</sup>	Roofing

#### Ethnicity and Gender Codes

1-African American; 2-Asian American; 3-Caucasian; 4-Hispanic; 5 - Native American / F Female \*F\*

10

**MILWAUKEE CITY HALL HISTORIC BUILDING RESTORATION PROJECT**

**EBE Professional Service Providers**

<b>VENDOR</b>	<b>SERVICE</b>
Architectural Lighting Consultants <sup>3F</sup>	Lighting design services
Bloom Consultants <sup>2</sup>	Structural engineering services
Heartland Engineering <sup>3</sup>	Electrical engineering and specification services
M. L. Tharps & Associates <sup>1</sup>	Accounting / auditing services
Prism Technical <sup>1</sup>	EBE, RPP and apprentice utilization monitoring
PSJ Engineering <sup>2</sup>	Mechanical and plumbing engineering services

**Ethnicity and Gender Codes**


1-African American; 2-Asian American; 3-Caucasian; 4-Hispanic; 5 - Native American / If Female 'F'

11





*Appendix A – Cost Summaries*



**MILWAUKEE CITY HALL HISTORIC BUILDING RESTORATION PROJECT  
COST SUMMARY AS OF APRIL 30, 2007**

A	B	C	D	E	F=D+E	G=C-F	H	I=F+H	J=C-I	K=L/I	L	M=F-L	N=I-L
Item & Schedule Reference	Task Description	Approved Budget	Approved Contracts / Scheduled Values	Approved Change Orders	Total Approved Contracts / Scheduled Values	Budget (Over)/Under Total Approved Contracts to Date Deviation	Potential Change Orders and Additional Contracts	Total Approved and Potential Contracts	Budget (Over)/Under Total Approved and Potential Contracts	Percent Expended	Costs Incurred to Date	Balance to Complete Approved Contracts	Balance to Complete Approved and Potential Contracts
A	General Contractor J.P. Cullen & Sons	\$59,927,218	59,927,218	3,679,934	63,607,152	(3,679,934)	557,827	64,164,979	(4,237,761)	49%	30,858,924	32,748,228	33,306,055
B	Architectural / Engineering Services Engberg Anderson Design Partnership Team	1,206,000	1,206,000	-	1,206,000	-	-	1,206,000	-	0%	-	1,206,000	1,206,000
C	Other Consultants/Other Contractors/Miscellaneous Costs	2,106,762	1,886,220	13,868	1,900,088	206,694	-	1,900,088	206,694	74%	1,408,375	491,713	491,713
D	City of Milwaukee Department of Public Works Administration and Inspection	760,000	760,000	-	760,000	-	-	760,000	-	63%	478,201	281,799	281,799
E	Construction Contingency	6,000,000	-	3,693,802	3,693,802	2,306,198	557,827	4,251,629	1,748,371	-	-	-	-
	<b>Total Phase III Project Costs (Costs Paid or Encumbered from July 1 to April 30, 2007)</b>	<b>\$70,000,000</b>	<b>63,779,438</b>	<b>3,693,802</b>	<b>67,473,240</b>	<b>(3,473,240)</b>	<b>557,827</b>	<b>68,031,067</b>	<b>(4,031,067)</b>	<b>49%</b>	<b>32,745,500</b>	<b>34,727,740</b>	<b>35,285,567</b>

F	Total Phase II Project Costs (Costs Paid and Encumbered from December 9, 2002 to April 30, 2007)	\$ 4,550,026	4,162,416	387,610	4,550,026	-	-	4,550,026	-	95%	4,325,360	224,645	224,645
G	Total Phase I Project Costs (Costs Incurred Prior to December 9, 2002)	1,904,143	1,904,143	-	1,904,143	-	-	1,904,143	-	100%	1,904,143	-	-
	<b>Grand Total Project Costs (Phase I, II &amp; III)</b>	<b>\$76,454,169</b>	<b>69,845,997</b>	<b>4,081,412</b>	<b>73,927,409</b>	<b>(3,473,240)</b>	<b>557,827</b>	<b>74,485,236</b>	<b>(4,031,067)</b>	<b>53%</b>	<b>38,975,023</b>	<b>34,952,385</b>	<b>35,510,212</b>

**NOTE: The shaded cells above are not included in the totals formulas in order to accurately reflect the balance of the construction contingency.**

Includes JFC billings through 4/07 (Pay Application #21)  
Includes EADP billings through 4/07 (Invoice #42)

**MILWAUKEE CITY HALL HISTORIC BUILDING RESTORATION PROJECT**  
**GENERAL CONTRACTOR: J.P. CULLEN & SONS**  
**COST SUMMARY - PHASE III (JULY 1, 2005 TO APRIL 30, 2007)**

A	B	C	D	E	F=D+E	G=C-F	H	I=F+H	J=C-I	K=J-F	L	M=F-L	N=I-L
Item	Task Description	Approved Budget	Approved Contracts / Scheduled Values	Approved Change Orders	Total Approved Contracts / Scheduled Values	Budget (Over)/Under Total Approved Contracts to Date	Potential Change Orders and Additional Contracts	Total Approved and Potential Contracts	Budget (Over)/Under Total Approved and Potential Contracts	Percent Expanded	Costs Incurred to Date	Balance to Complete Approved Contracts	Balance to Complete Approved and Potential Contracts
1	Bid 100A - Tower	\$39,801,656	39,801,656	-	39,801,656	-	-	39,801,656	-	47%	18,607,682	21,193,974	21,193,974
2	Bid 200A - West (7th Floor Up)	5,625,845	5,625,845	-	5,625,845	-	-	5,625,845	-	67%	3,761,848	1,863,997	1,863,997
3	Bid 300A West (7th Floor Down)	2,501,225	2,501,225	-	2,501,225	-	-	2,501,225	-	34%	847,082	1,654,143	1,654,143
4	Bid 200B East (7th Floor Up)	4,663,132	4,663,132	-	4,663,132	-	-	4,663,132	-	59%	2,735,758	1,927,374	1,927,374
5	Bid 300B East (7th Floor Down)	2,586,299	2,586,299	-	2,586,299	-	-	2,586,299	-	32%	827,227	1,759,072	1,759,072
6	Bid 200C North (7th Floor Up)	2,685,911	2,685,911	-	2,685,911	-	-	2,685,911	-	52%	1,401,807	1,284,104	1,284,104
7	Bid 300C North (7th Floor Down)	1,228,580	1,228,580	-	1,228,580	-	-	1,228,580	-	34%	412,652	815,928	815,928
8	Bid 200D Roof	834,570	834,570	-	834,570	-	-	834,570	-	13%	106,402	728,168	728,168
9	Change Orders	-	-	3,679,934	3,679,934	(3,679,934)	557,827	4,237,761	(4,237,761)	59%	2,158,467	1,521,467	2,079,294
	<b>Total</b>	<b>\$59,927,218</b>	<b>59,927,218</b>	<b>3,679,934</b>	<b>63,607,152</b>	<b>(3,679,934)</b>	<b>557,827</b>	<b>64,164,979</b>	<b>(4,237,761)</b>	<b>49%</b>	<b>30,858,924</b>	<b>32,748,228</b>	<b>33,306,055</b>

**MILWAUKEE CITY HALL HISTORIC BUILDING RESTORATION PROJECT  
ARCHITECTURAL / ENGINEERING SERVICES: ENGBERG ANDERSON DESIGN PARTNERSHIP TEAM  
COST SUMMARY - PHASE III (JULY 1, 2005 TO APRIL 30, 2007)**

A	B	C	D	E	F=D+E	G=C-F	H	I=F+H	J=C-I	K=L/F	L	M=F-L	N=L-L
Item	Task Description	Approved Budget	Approved Contracts / Scheduled Values	Approved Change Orders	Total Approved Contracts / Scheduled Values	Budget (Over)/Under Total Approved Contracts to Date Deviation	Potential Change Orders and Additional Contracts	Total Approved and Potential Contracts	Budget (Over)/Under Total Approved and Potential Contracts	Percent Expended	Costs Incurred to Date	Balance to Complete Approved Contracts	Balance to Complete Approved and Potential Contracts
1	Construction Administration	\$ 1,206,000	1,206,000	-	1,206,000	-	-	1,206,000	-	0%	-	1,206,000	1,206,000
2	Reimbursables	-	-	-	-	-	-	-	-	0%	-	-	-
	<b>Total</b>	<b>\$ 1,206,000</b>	<b>\$ 1,206,000</b>	<b>-</b>	<b>1,206,000</b>	<b>-</b>	<b>-</b>	<b>1,206,000</b>	<b>-</b>	<b>0%</b>	<b>-</b>	<b>1,206,000</b>	<b>1,206,000</b>

**MILWAUKEE CITY HALL HISTORIC BUILDING RESTORATION PROJECT  
OTHER CONSULTANTS, CONTRACTORS & MISCELLANEOUS  
COSTS SUMMARY - PHASE III (JULY 1, 2005 TO APRIL 30, 2007)**

A	B	C	D	E	F=D+E	G=C-F	H	I=F+H	J=C-I	K=L/I	L	M=F-L	N=I-L
Item	Task Description	Approved Budget	Approved Contracts / Scheduled Values	Approved Change Orders	Total Approved Contracts / Scheduled Values	Budget (Over)/Under Total Approved Contracts to Date Deviation	Potential Change Orders and Additional Contracts	Total Approved and Potential Contracts	(Over)/Under Total Approved and Potential Contracts	Percent Expanded	Costs Incurred to Date	Balance to Complete Approved Contracts	Balance to Complete Approved and Potential Contracts
1	Concord / Tharps	\$ 500,000	508,685	-	508,685	(8,685)	-	508,685	(8,685)	27%	138,270	370,415	370,415
2	Prism Technical Mgt.	150,000	150,000	13,868	163,868	(13,868)	-	163,868	(13,868)	70%	115,027	48,841	48,841
3	City of Milwaukee Bond Issuance Costs	115,000	150,000	-	150,000	(35,000)	-	150,000	(35,000)	85%	127,935	22,065	22,065
4	Police Antenna Relocation	100,000	65,601	-	65,601	34,399	-	65,601	34,399	100%	65,601	(0)	(0)
5	City Attorney Temporary Office Relocation	1,000,000	900,000	-	900,000	100,000	-	900,000	100,000	94%	849,607	50,393	50,393
6	Other Misc Goods & Services	241,782	111,934	-	111,934	129,848	-	111,934	129,848	100%	111,934	-	-
	<b>Total</b>	<b>\$ 2,106,782</b>	<b>1,886,220</b>	<b>13,868</b>	<b>1,900,088</b>	<b>206,694</b>	<b>-</b>	<b>1,900,088</b>	<b>206,694</b>	<b>74%</b>	<b>1,408,375</b>	<b>491,713</b>	<b>491,713</b>

**MILWAUKEE CITY HALL HISTORIC BUILDING RESTORATION PROJECT  
CITY OF MILWAUKEE DPW ADMINISTRATION & INSPECTION  
COST SUMMARY - PHASE III (JULY 1, 2005 TO APRIL 30, 2007)**

A	B	C	D	E	F=D+E	G=C-F	H	I=F+H	J=C-I	K=L/F	L	M=F-L	N=I-L
Item	Task Description	Approved Budget	Approved Contracts / Scheduled Values	Approved Change Orders	Total Approved Contracts / Scheduled Values	Budget (Over)/Under Total Approved Contracts to Date	Potential Change Orders and Additional Contracts	Total Approved and Potential Contracts	Budget (Over)/Under Total Approved and Potential Contracts	Percent Expended	Costs Incurred to Date	Balance to Complete Approved Contracts	Balance to Complete Approved and Potential Contracts
1	Investigative Work & Design Administration (0712/0713)	45,000	45,000	-	45,000	-	-	45,000	-	87%	39,256	5,744	5,744
2	Construction Administration Professional (071D)	400,000	400,000	-	400,000	-	-	400,000	-	70%	281,357	118,643	118,643
3	Construction Administration Inspection (071E)	315,000	315,000	-	315,000	-	-	315,000	-	50%	157,588	157,412	157,412
	<b>Total</b>	<b>760,000</b>	<b>760,000</b>	<b>-</b>	<b>760,000</b>	<b>-</b>	<b>-</b>	<b>760,000</b>	<b>-</b>	<b>63%</b>	<b>478,201</b>	<b>281,799</b>	<b>281,799</b>

MILWAUKEE CITY HALL HISTORIC BUILDING RESTORATION PROJECT CONSTRUCTION CONTINGENCY SUMMARY PHASE III (JULY 1, 2005 TO APRIL 30, 2007)									
A	B	C	D	E	F	G=C-D-E-F	H	I	J
Item	Task Description	Approved Budget	Approved Change Orders	Potential Change Orders	Owner Requested Added Scope	Contingency Balance	A/E Errors & Omissions	Value Engineering Items	Other
1	General Contractor J.P. Cullen & Sons	\$ 6,000,000	3,679,934	557,827	-	1,762,239	-	-	-
2	Architectural/Engineer Services Engberg Anderson Design Partnership Team	-	-	-	-	-	-	-	-
3	Other Consultants, Contractors & Misc Costs	-	13,868	-	-	(13,868)	-	-	-
4	City of Milwaukee Department of Public Works	-	-	-	-	-	-	-	-
	<b>Total</b>	<b>\$ 6,000,000</b>	<b>3,693,802</b>	<b>557,827</b>	<b>-</b>	<b>1,748,371</b>	<b>-</b>	<b>-</b>	<b>-</b>



**MILWAUKEE CITY HALL HISTORIC BUILDING RESTORATION PROJECT**  
**TOTAL PHASE II COSTS**  
**(COSTS FROM DECEMBER 9, 2002 TO APRIL 30, 2007)**

A	B	C	D	E	F=D+E	G=C-F	H	I=F+H	J=C-I	K=L/F	L	M=F-L	N=I-L
Item	Task Description	Approved Budget	Approved Contracts / Scheduled Values	Approved Change Orders	Total Approved Contracts / Scheduled Values	Budget (Over)/Under Total Approved Contracts to Date Deviation	Potential Change Orders and Additional Contracts	Total Approved and Potential Contracts	Budget (Over)/Under Total Approved and Potential Contracts	Percent Expended	Costs Incurred to Date	Balance to Complete Approved Contracts	Balance to Complete Approved and Potential Contracts
1	Architectural / Engineering Services Engberg Anderson Design Partnership Team (Base Contract)***	\$ 3,762,848	3,375,238	387,610	3,762,848	-	-	3,762,848	-	100%	3,762,848	(0)	(0)
2	Architectural / Engineering Services Engberg Anderson Design Partnership Team (Contract Extension)***	265,677	265,677	-	265,677	-	-	265,677	-	15%	41,032	224,645	224,645
3	Other Consultants/Other Contractors/Miscellaneous Costs	248,723	248,723	-	248,723	-	-	248,723	-	100%	248,723	-	-
4	City of Milwaukee Department of Public Works Design / Bid Administration	272,777	272,777	-	272,777	-	-	272,777	-	100%	272,777	-	-
	<b>Total Phase II Project Costs</b>	<b>\$ 4,550,026</b>	<b>4,162,416</b>	<b>387,610</b>	<b>4,550,026</b>	<b>-</b>	<b>-</b>	<b>4,550,026</b>	<b>-</b>	<b>95%</b>	<b>4,325,380</b>	<b>224,645</b>	<b>224,645</b>

Costs from December 9, 2002 through April 30, 2007 contracted prior to Phase III.

**MILWAUKEE CITY HALL HISTORIC BUILDING RESTORATION PROJECT**  
**TOTAL PHASE I COSTS**  
**(COSTS PRIOR TO DECEMBER 9, 2002)**

A Item	B Task Description	C Approved Budget	D Approved Contracts / Scheduled Values	E Approved Change Orders	F=D+E Total Approved Contracts / Scheduled Values	G=C-F Budget (Over)/Under Total Approved Contracts to Date Deviation	H Potential Change Orders and Additional Contracts	I=F+H Total Approved and Potential Contracts	J=C-I Budget (Over)/Under Total Approved and Potential Contracts	K=L/F Percent Expended	L Costs Incurred to Date	M=F-L Balance to Complete Approved Contracts	N=L-L Balance to Complete Approved and Potential Contracts
1	Other Consultants/Other Contractors/Miscellaneous Costs	\$ 1,769,460	1,769,460	-	1,769,460	-	-	1,769,460	-	100%	1,769,460	-	-
2	City of Milwaukee Department of Public Works Investigation / Repairs Administration	134,683	134,683	-	134,683	-	-	134,683	-	100%	134,683	-	-
	<b>Total Phase II Project Costs</b>	<b>\$ 1,904,143</b>	<b>1,904,143</b>	<b>-</b>	<b>1,904,143</b>	<b>-</b>	<b>-</b>	<b>1,904,143</b>	<b>-</b>	<b>100%</b>	<b>1,904,143</b>	<b>-</b>	<b>-</b>

**MILWAUKEE CITY HALL HISTORIC BUILDING RESTORATION PROJECT  
GENERAL CONTRACTOR: J.P. CULLEN & SONS  
APPROVED CHANGES & POTENTIAL CHANGES**


A	B	C	D	E	F	G	H	J	K	L	M	
Item No.	Item Description	CO #	Estimated Amount	Submitted Amount	Approved Amount	Rejected Amount	Existing Condition	Owner's Request	A/E Design Error	VE Item	Other	Contingency Adjustment
1	Issue # 7: Modify Mock-up Specification	1			(200,000)							200,000
2	Issue # 8: Modify Salvage Requirements	2			(249,137)					(249,137)		249,137
3	Issue # 10: Clock Glass Warranty	1			(4,000)					(4,000)		4,000
4	Issue # 20: Temp. Power	3			0							0
5	Issue # 39: Steel at 10th Floor	4			134,798							0
6	Issue # 47: Structure at Gables	5			1,359,974		1,359,974				134,798	(134,798)
7	Issue # 54: Copper Detail	7			(30,261)							(1,359,974)
8	Issue # 73: Ceramic Tile in Men's Bathroom	5			1,047						(30,261)	30,261
9	Issue # 79: Remove Copper/Bookfile Tower	8			32,500			1,047				(1,047)
10	Issue # 107: Mastic @ Slate Roof	6			119,859		32,500					(32,500)
11	Issue # 109 R / 115 Steel Purins @ S.T.	5			314,980		119,859					(119,859)
12	Issue # 111: CB#03 Revise Ring Beam	7			6,348		314,980					(314,980)
13	Issue # 118: Scaffolding at Dorners	11			199,717						6,348	(6,348)
14	Issue # 130: Proposed Gutter Flashing	8			(30,456)							(199,717)
15	Issue # 131: Slate Remove & Replace	9/10			1,278,086		(30,456)					30,456
16	Issue # 132: Extra Pieces @ Gabel	6			8,376		1,278,086					(1,278,086)
17	Issue # 136: Precast Tuck @ 13th Floor	7			891		8,376					(8,376)
					891		891					(891)

**MILWAUKEE CITY HALL HISTORIC BUILDING RESTORATION PROJECT  
GENERAL CONTRACTOR: J.P. CULLEN & SONS  
APPROVED CHANGES & POTENTIAL CHANGES**

A Item No.	B Item Description	C CO #	C Estimated Amount	D Submitted Amount	E Approved Amount	F Rejected Amount	G Existing Condition	H Owner's Request	J A/E Design Error	K VE Item	L Other	M Contingency Adjustment
18	Issue # 137 2 I Beams @ ST Ring Beam	7			5,982		5,982					(5,982)
19	Issue # 139 Penetrator Qualification	7			10,399			10,399				(10,399)
20	Issue # 142 ST C Channels	6			192,941		192,941					(192,941)
21	Issue # 151 Terra Coils @ Modifications	5			189,101		189,101					(189,101)
22	Issue # 152 Turret Section CB #05	8			11,260		11,260					(11,260)
23	Issue # 155 ST Balustrade Deck	11			8,591		8,591					(8,591)
24	Issue # 157 Replace Horizontal Channels @ 12 Fir	6			12,017		12,017					(12,017)
25	Issue # 158 Remove Second Roof Layer @ 12 Fir	8			2,940		2,940					(2,940)
26	Issue # 159 A325 bolts at Dormer Rake	7			17,469		17,469					(17,469)
27	Issue # 160 Remove Steel Channels @ 12 Floor ST	8			6,384		6,384					(6,384)
28	Issue # 161 Gusset Plates @ 12th Core	7			37,549		37,549					(37,549)
29	Issue # 170 Dormers w/out tees CB #06	8			53,473		53,473					(53,473)
30	Issue # 171 Paint Fire E scape on 2nd Floor	8			1,735		1,735					(1,735)
31	Issue # 189 Copper @ Top of Lantern	11			7,563		7,563					(7,563)
32	Issue # 205 Rolled Angle @ Drum						38,328					(38,328)

MILWAUKEE CITY HALL HISTORIC BUILDING RESTORATION PROJECT  
 GENERAL CONTRACTOR: J.P. CULLEN & SONS  
 APPROVED CHANGES & POTENTIAL CHANGES


A	B	C	D	E	F	G	H	J	K	L	M	
Item No.	Item Description	CO #	Estimated Amount	Submitted Amount	Approved Amount	Rejected Amount	Existing Condition	Owner's Request	A/E Design Error	VE Item	Other	Contingency Adjustment
33	Issue # 219 8th Floor Sill Anchor CB #07	11			4,679		4,679					(4,679)
34	Issue # 226 Door @ Dormer E16	11			7,018		7,018					(7,018)
35	Issue # 230 Heat & Winter Costs	8			102,110		102,110					(102,110)
36	Issue #248 Brick Test Run for ST	8			14,335		14,335					(14,335)
37	Issue # 251 Brick @ Slate on S.T.	11			(3,356)		(3,356)					3,356
38	Issue #256 Cut 3/4" Off New Brick @ 7th Flr Frieze	11			31,854		31,854					(31,854)
39	Issue # 263 Gutter Drains @ 8 Flr	11			23,168		23,168					(23,168)
40	Issue #271 Brick Backup Allowance			0								
41	Issue #272 Steel Survey Fix @ 11th			74,992								
42	Issue #281 13th Floor Column Cap Fix			82,941								
43	Issue #289 12th Floor Double Angle			361,566								
	TOTAL		0	557,827	3,679,934	0	3,850,398	10,399	0	(453,137)	110,885	(3,718,262)



*Appendix B – Project Schedule Gant Chart (7-31-05 thru 4-30-07)*

***Overall Schedule***

**Actual Start Date: 7/15/05**  
**Proposed Completion Date: 11/14/08**





Activity ID	AREA	Activity Description	RESP	Rem Dur	Early Start	Early Finish
<b>Project Submittal</b>						
5670	SUB	Submittal Wood Windows	COOK	2	13NOV06A	15MAY07
5680	SUB	Submittal Glass & Glazing	COOK	4	13NOV06A	17MAY07
5640	SUB	Submittal Carpentry	JFC	13	10MAY07A	31MAY07
5712	SUB	Copper at Spire Shop Drawings	FJA	15	14MAY07*	04JUN07
5714	SUB	Sandstone Cornice Shop Drawings	QUAR	25	14MAY07	18JUN07
5730	SUB	Submittal Flagpole Repair	MASO	15	14MAY07*	04JUN07
5713	SUB	Copper at Lantern Shop Drawings	FJA	15	18MAY07*	08JUN07
6075	SUB	Submittals Completed	JFC	1	05JUN07	05JUN07
5715	SUB	Lower Sandstone Shop Drawings	QUAR	15	19JUN07	10JUL07
<b>Terra Cotta Shop Drawings</b>						
6700	TCSD	Corner Turret Drawings	GLAD	11	08MAY07A	29MAY07
6791	TCSD	Final 11th Floor Tower Drawings	GLAD	15	14MAY07	04JUN07
6781	TCSD	Final East Center Gable Drawings	GLAD	15	13JUN07	03JUL07
6782	TCSD	Final West Center Gable Drawings	GLAD	15	13JUN07	03JUL07
6783	TCSD	Final 8th Floor Sill Drawings	GLAD	15	13JUN07	03JUL07
6786	TCSD	Final Gable Window Sill Drawings	GLAD	15	13JUN07	03JUL07
6786	TCSD	Final 8th Floor Balustrade Drawings	GLAD	15	26JUN07	17JUL07
6789	TCSD	Final 10th Floor Sill Drawings	GLAD	15	03JUL07	24JUL07
6788	TCSD	Final 3rd Floor Tower Balustrade Drawings	GLAD	15	19JUL07	08AUG07
6787	TCSD	Final 3rd Floor Balustrade Drawings	GLAD	15	02AUG07	22AUG07
6784	TCSD	Final Northern Gable Drawings	GLAD	15	10AUG07	30AUG07
6780	TCSD	7th Fir Ledge, Sill, Column & Soffit Drawings	GLAD	15	16AUG07	08SEP07
6792	TCSD	Final 12th Floor Railing Drawings	GLAD	15	27SEP07	17OCT07
6796	TCSD	Final 9th Floor Band Course & Soffit	GLAD	15	08OCT07	26OCT07
6797	TCSD	Final 8th Fir Balcony Rail & Deck Drawings	GLAD	15	19OCT07	08NOV07
6795	TCSD	Final North Mullions & East/West Mullion	GLAD	15	25OCT07	14NOV07
6793	TCSD	Final 12th Floor Jack Arch Drawings	GLAD	15	08NOV07	29NOV07
6799	TCSD	Final Clock Gable up to Water Table Course	GLAD	15	08NOV07	29NOV07
6794	TCSD	Final 13th Floor Lion Head Cornice Drawings	GLAD	15	15NOV07	06DEC07
6802	TCSD	Final Corner Turret Drawings	GLAD	15	27NOV07	17DEC07
6801	TCSD	Final Clock Gable Top Drawings	GLAD	15	03DEC07	21DEC07
6798	TCSD	Final 7th Floor Ledge, Sill, Column & Soffit	GLAD	15	13MAR08	02APR08
<b>Mock-Ups</b>						
260	MCKK	Flashing Mock-Up W/ Adjacent Masonry	FJA	14	14MAY07A	01JUN07
5380	MCKK	Roof Fastener Mock-Up	FJA	12	14MAY07	30MAY07

Submittal Wood Windows  
 Submittal Glass & Glazing  
 Submittal Carpentry  
 Copper at Spire Shop Drawings  
 Sandstone Cornice Shop Drawings  
 Submittal Flagpole Repair  
 Copper at Lantern Shop Drawings  
 Submittals Completed  
 Lower Sandstone Shop Drawings  
 Corner Turret Drawings  
 Final 11th Floor Tower Drawings  
 Final East Center Gable Drawings  
 Final West Center Gable Drawings  
 Final 8th Floor Sill Drawings  
 Final Gable Window Sill Drawings  
 Final 8th Floor Balustrade Drawings  
 Final 10th Floor Sill Drawings  
 Final 3rd Floor Tower Balustrade Drawings  
 Final 3rd Floor Balustrade Drawings  
 Final Northern Gable Drawings  
 7th Fir Ledge, Sill, Column & Soffit Drawings  
 Final 12th Floor Railing Drawings  
 Final 9th Floor Band Course & Soffit Drawings  
 Final 8th Fir Balcony Rail & Deck Drawings  
 Final North Mullions & East/West Mullion Base Dw  
 Final 12th Floor Jack Arch Drawings  
 Final Clock Gable up to Water Table Course Dwgs  
 Final 13th Floor Lion Head Cornice Drawings  
 Final Corner Turret Drawings  
 Final Clock Gable Top Drawings  
 Final 7th Floor Ledge, Sill, Column & Soffit Dw

Flashing Mock-Up W/ Adjacent Masonry  
 Roof Fastener Mock-Up

Start Date: 04JUL05  
 Finish Date: 17NOV08  
 Date Date: 14MAY07  
 Run Date: 15MAY07 13:14

4881

J. P. Cullen & Sons, Inc.  
 Milwaukee City Hall Restoration  
 Full Elev Sort (Remain Activities)

Sheet 1 of 16

Date: \_\_\_\_\_  
 Revision: \_\_\_\_\_  
 Checked: \_\_\_\_\_  
 Approved: \_\_\_\_\_

© Pritivara Systems, Inc.

Activity ID	AREA	Activity Description	RESP	Rem Dur	Early Start	Early Finish
5470	MOCK	Painting Mock-Up	MASO	3	14MAY07	16MAY07
240	MOCK	Joint Sealants Mock-up	COOK	11	16MAY07	31MAY07
250	MOCK	Wood Window Restoration Mock-Up	COOK	17	16MAY07	08JUN07
5430	MOCK	Wood Window Repair Mock-Up	COOK	12	16MAY07	01JUN07
261	MOCK	Red Copper Panel @ Dormer Mock-up	ROBR	17	01JUN07*	25JUN07
5480	MOCK	Carpentry Mock-Ups	JPC	12	01JUN07	18JUN07
5450	MOCK	Plaster Patch Mock-Up	JAHN	12	11JUN07	26JUN07
5421	MOCK	Sandstone Cornice Wet Mock-up	JPC	15	19JUN07	10JUL07
5400	MOCK	Sandstone Retooling Mock-Up	JPC	17	11JUL07	02AUG07
5420	MOCK	Sandstone Dutchman Mock-Up (Lower)	JPC	20	22AUG07	19SEP07
290	MOCK	Roof Membrane Mock-Up	ROBR	12	13JUN08	30JUN08
5460	MOCK	Exterior Lighting Mock-Up	PEER	12	02JUL08	18JUL08
320	MOCK	Complete Mock-ups	JPC	1	21JUL08	21JUL08

**Terra Cotta Mock-ups**

6220	TCM	9th Fir Band Course & Soffits Malleable	GLAD	12	03APR07A	30MAY07
6250	TCM	9th Fir Transom Wind. Soffit Malleable	GLAD	12	03APR07A	30MAY07
6110	TCM	13th Floor Lion Head Cornice Malleable	GLAD	20	13APR07A	11JUN07
6130	TCM	12th Floor Jack Arch Malleable Mock-up	GLAD	20	13APR07A	11JUN07
6280	TCM	8th Fir Balcony Rail & Deck Malleable	GLAD	26	24APR07A	19JUN07
2270	TCM	Clock Gable up to Water Table Course	GLAD	40	14MAY07	10JUL07
5830	TCM	Clock Gable Top Malleable Mock-up	GLAD	40	14MAY07	10JUL07
6452	TCM	Sill Dry Stack Mock-up	JPC	21	14MAY07	12JUN07
6480	TCM	3rd, 4th & 5th Fir Mullion Base Malleable	GLAD	40	14MAY07	10JUL07
6480	TCM	Mullion & Sill @ Stained Glass Malleable	GLAD	40	14MAY07	10JUL07
6080	TCM	Corner Turret Malleable Mock-up	GLAD	40	30MAY07	25JUL07
6381	TCM	Gable Crest, Coping & Steps Dry Stack	JPC	10	30MAY07	12JUN07
6113	TCM	11th Floor Tower in Place Mock-up	EUGM	10	05JUN07	18JUN07
5401	TCM	8th Gable Balustrade, Rail & Pilaster Dry	JPC	10	12JUN07	25JUN07
6201	TCM	10th Fir Sills Dry Stack Mock-up	JPC	10	19JUN07	02JUL07
6380	TCM	Gable Crest, Coping & Steps in Place	JPC	10	05JUL07	18JUL07
6450	TCM	Sill in Place Mock-up	JPC	10	05JUL07	18JUL07
6400	TCM	8th Gable Balustrade, Rail & Pilaster in Place	JPC	10	18JUL07	31JUL07
6351	TCM	3rd Fir Pilaster Caps, Balustrade & Rail Dry	JPC	10	19JUL07	01AUG07
6200	TCM	10th Fir Sills in Place Mock-up	JPC	10	25JUL07	07AUG07
6312	TCM	7th Fir Ledger, Sill, Column & Soffit Salvage	JPC	10	02AUG07	15AUG07
6350	TCM	3rd Fir Pilaster Caps, Balustrade & Rail in	JPC	10	23AUG07	06SEP07
6310	TCM	7th Fir Ledger, Sill, Column & Soffit Malleable	GLAD	40	07SEP07	01NOV07
6161	TCM	12th Floor Railing Dry Stack Mock-up	EUGM	10	13SEP07	26SEP07
6221	TCM	9th Fir Band Course & Soffits Dry Stack	JPC	10	24SEP07	05OCT07
6251	TCM	9th Fir Transom Wind. Soffit Dry Stack	JPC	10	24SEP07	05OCT07
6281	TCM	8th Fir Balcony Rail & Deck Dry Stack	JPC	10	05OCT07	16OCT07
6461	TCM	3rd, 4th & 5th Fir Mullion Base Dry Stack	JPC	10	11OCT07	24OCT07

9th Fir Band Course & Soffits Malleable Mock-up	10th Fir Sills in Place Mock-up	7th Fir Ledger, Sill, Column & Soffit Salvage Moc	3rd Fir Pilaster Caps, Balustrade & Rail in Place	12th Floor Railing Dry Stack Mock-up	9th Fir Band Course & Soffits Dry Stack Mock-up	9th Fir Transom Wind. Soffit Dry Stack Mock-up	8th Fir Balcony Rail & Deck Dry Stack Mock-up	3rd, 4th & 5th Fir Mullion Base Dry Stack Mock
8th Fir Transom Wind. Soffit Malleable Mock-ups	Gable Crest, Coping & Steps Dry Stack Mock-up	Sill in Place Mock-up	8th Gable Balustrade, Rail & Pilaster in Place	10th Floor Tower in Place Mock-up	11th Floor Tower in Place Mock-up	8th Gable Balustrade, Rail & Pilaster Dry Stack	10th Fir Sills Dry Stack Mock-up	Gable Crest, Coping & Steps in Place Mock-up
13th Floor Lion Head Cornice Malleable Mock-up	11th Floor Tower in Place Mock-up	8th Gable Balustrade, Rail & Pilaster Dry Stack	10th Fir Sills Dry Stack Mock-up	Gable Crest, Coping & Steps Dry Stack Mock-up	11th Floor Tower in Place Mock-up	8th Gable Balustrade, Rail & Pilaster Dry Stack	10th Fir Sills Dry Stack Mock-up	Gable Crest, Coping & Steps in Place Mock-up
12th Floor Jack Arch Malleable Mock-up	8th Gable Balustrade, Rail & Pilaster Dry Stack	10th Fir Sills Dry Stack Mock-up	Gable Crest, Coping & Steps Dry Stack Mock-up	11th Floor Tower in Place Mock-up	8th Gable Balustrade, Rail & Pilaster Dry Stack	10th Fir Sills Dry Stack Mock-up	Gable Crest, Coping & Steps in Place Mock-up	Sill in Place Mock-up
8th Fir Balcony Rail & Deck Malleable Mock-up	10th Fir Sills Dry Stack Mock-up	Gable Crest, Coping & Steps Dry Stack Mock-up	11th Floor Tower in Place Mock-up	8th Gable Balustrade, Rail & Pilaster Dry Stack	10th Fir Sills Dry Stack Mock-up	Gable Crest, Coping & Steps Dry Stack Mock-up	11th Floor Tower in Place Mock-up	Sill in Place Mock-up
Clock Gable up to Water Table Course Malleable	Gable Crest, Coping & Steps Dry Stack Mock-up	11th Floor Tower in Place Mock-up	8th Gable Balustrade, Rail & Pilaster Dry Stack	10th Fir Sills Dry Stack Mock-up	Gable Crest, Coping & Steps Dry Stack Mock-up	11th Floor Tower in Place Mock-up	8th Gable Balustrade, Rail & Pilaster Dry Stack	10th Fir Sills Dry Stack Mock-up
Clock Gable Top Malleable Mock-up	10th Fir Sills Dry Stack Mock-up	Gable Crest, Coping & Steps Dry Stack Mock-up	11th Floor Tower in Place Mock-up	8th Gable Balustrade, Rail & Pilaster Dry Stack	10th Fir Sills Dry Stack Mock-up	Gable Crest, Coping & Steps Dry Stack Mock-up	11th Floor Tower in Place Mock-up	Sill in Place Mock-up
Sill Dry Stack Mock-up	Gable Crest, Coping & Steps Dry Stack Mock-up	11th Floor Tower in Place Mock-up	8th Gable Balustrade, Rail & Pilaster Dry Stack	10th Fir Sills Dry Stack Mock-up	Gable Crest, Coping & Steps Dry Stack Mock-up	11th Floor Tower in Place Mock-up	8th Gable Balustrade, Rail & Pilaster Dry Stack	10th Fir Sills Dry Stack Mock-up
3rd, 4th & 5th Fir Mullion Base Malleable Mock	10th Fir Sills Dry Stack Mock-up	Gable Crest, Coping & Steps Dry Stack Mock-up	11th Floor Tower in Place Mock-up	8th Gable Balustrade, Rail & Pilaster Dry Stack	10th Fir Sills Dry Stack Mock-up	Gable Crest, Coping & Steps Dry Stack Mock-up	11th Floor Tower in Place Mock-up	Sill in Place Mock-up
Mullion & Sill @ Stained Glass Malleable Mock-up	Gable Crest, Coping & Steps Dry Stack Mock-up	11th Floor Tower in Place Mock-up	8th Gable Balustrade, Rail & Pilaster Dry Stack	10th Fir Sills Dry Stack Mock-up	Gable Crest, Coping & Steps Dry Stack Mock-up	11th Floor Tower in Place Mock-up	8th Gable Balustrade, Rail & Pilaster Dry Stack	10th Fir Sills Dry Stack Mock-up
Corner Turret Malleable Mock-up	10th Fir Sills Dry Stack Mock-up	Gable Crest, Coping & Steps Dry Stack Mock-up	11th Floor Tower in Place Mock-up	8th Gable Balustrade, Rail & Pilaster Dry Stack	10th Fir Sills Dry Stack Mock-up	Gable Crest, Coping & Steps Dry Stack Mock-up	11th Floor Tower in Place Mock-up	Sill in Place Mock-up
Gable Crest, Coping & Steps Dry Stack Mock-up	10th Fir Sills Dry Stack Mock-up	Gable Crest, Coping & Steps Dry Stack Mock-up	11th Floor Tower in Place Mock-up	8th Gable Balustrade, Rail & Pilaster Dry Stack	10th Fir Sills Dry Stack Mock-up	Gable Crest, Coping & Steps Dry Stack Mock-up	11th Floor Tower in Place Mock-up	Sill in Place Mock-up
11th Floor Tower in Place Mock-up	8th Gable Balustrade, Rail & Pilaster Dry Stack	10th Fir Sills Dry Stack Mock-up	Gable Crest, Coping & Steps Dry Stack Mock-up	11th Floor Tower in Place Mock-up	8th Gable Balustrade, Rail & Pilaster Dry Stack	10th Fir Sills Dry Stack Mock-up	Gable Crest, Coping & Steps Dry Stack Mock-up	11th Floor Tower in Place Mock-up
8th Gable Balustrade, Rail & Pilaster Dry Stack	10th Fir Sills Dry Stack Mock-up	Gable Crest, Coping & Steps Dry Stack Mock-up	11th Floor Tower in Place Mock-up	8th Gable Balustrade, Rail & Pilaster Dry Stack	10th Fir Sills Dry Stack Mock-up	Gable Crest, Coping & Steps Dry Stack Mock-up	11th Floor Tower in Place Mock-up	Sill in Place Mock-up
10th Fir Sills Dry Stack Mock-up	Gable Crest, Coping & Steps Dry Stack Mock-up	11th Floor Tower in Place Mock-up	8th Gable Balustrade, Rail & Pilaster Dry Stack	10th Fir Sills Dry Stack Mock-up	Gable Crest, Coping & Steps Dry Stack Mock-up	11th Floor Tower in Place Mock-up	8th Gable Balustrade, Rail & Pilaster Dry Stack	10th Fir Sills Dry Stack Mock-up
Gable Crest, Coping & Steps in Place Mock-up	10th Fir Sills Dry Stack Mock-up	Gable Crest, Coping & Steps Dry Stack Mock-up	11th Floor Tower in Place Mock-up	8th Gable Balustrade, Rail & Pilaster Dry Stack	10th Fir Sills Dry Stack Mock-up	Gable Crest, Coping & Steps Dry Stack Mock-up	11th Floor Tower in Place Mock-up	Sill in Place Mock-up
Sill in Place Mock-up	8th Gable Balustrade, Rail & Pilaster in Place	10th Floor Tower in Place Mock-up	8th Gable Balustrade, Rail & Pilaster Dry Stack	10th Fir Sills Dry Stack Mock-up	Gable Crest, Coping & Steps Dry Stack Mock-up	11th Floor Tower in Place Mock-up	8th Gable Balustrade, Rail & Pilaster Dry Stack	10th Fir Sills Dry Stack Mock-up
8th Gable Balustrade, Rail & Pilaster in Place	10th Floor Tower in Place Mock-up	8th Gable Balustrade, Rail & Pilaster Dry Stack	10th Fir Sills Dry Stack Mock-up	Gable Crest, Coping & Steps Dry Stack Mock-up	11th Floor Tower in Place Mock-up	8th Gable Balustrade, Rail & Pilaster Dry Stack	10th Fir Sills Dry Stack Mock-up	Gable Crest, Coping & Steps Dry Stack Mock-up
3rd Fir Pilaster Caps, Balustrade & Rail Dry Sta	10th Fir Sills Dry Stack Mock-up	Gable Crest, Coping & Steps Dry Stack Mock-up	11th Floor Tower in Place Mock-up	8th Gable Balustrade, Rail & Pilaster Dry Stack	10th Fir Sills Dry Stack Mock-up	Gable Crest, Coping & Steps Dry Stack Mock-up	11th Floor Tower in Place Mock-up	Sill in Place Mock-up
10th Fir Sills in Place Mock-up	7th Fir Ledger, Sill, Column & Soffit Salvage Moc	3rd Fir Pilaster Caps, Balustrade & Rail in Place	12th Floor Railing Dry Stack Mock-up	9th Fir Band Course & Soffits Dry Stack Mock-up	9th Fir Transom Wind. Soffit Dry Stack Mock-up	8th Fir Balcony Rail & Deck Dry Stack Mock-up	3rd, 4th & 5th Fir Mullion Base Dry Stack Mock	
7th Fir Ledger, Sill, Column & Soffit Malleable	12th Floor Railing Dry Stack Mock-up	9th Fir Band Course & Soffits Dry Stack Mock-up	9th Fir Transom Wind. Soffit Dry Stack Mock-up	8th Fir Balcony Rail & Deck Dry Stack Mock-up	3rd, 4th & 5th Fir Mullion Base Dry Stack Mock			
3rd Fir Pilaster Caps, Balustrade & Rail in	9th Fir Band Course & Soffits Dry Stack Mock-up	9th Fir Transom Wind. Soffit Dry Stack Mock-up	8th Fir Balcony Rail & Deck Dry Stack Mock-up	3rd, 4th & 5th Fir Mullion Base Dry Stack Mock				
7th Floor Railing Dry Stack Mock-up	9th Fir Transom Wind. Soffit Dry Stack Mock-up	8th Fir Balcony Rail & Deck Dry Stack Mock-up	3rd, 4th & 5th Fir Mullion Base Dry Stack Mock					
12th Floor Railing Dry Stack Mock-up	8th Fir Balcony Rail & Deck Dry Stack Mock-up	3rd, 4th & 5th Fir Mullion Base Dry Stack Mock						
9th Fir Band Course & Soffits Dry Stack Mock-up	3rd, 4th & 5th Fir Mullion Base Dry Stack Mock							
9th Fir Transom Wind. Soffit Dry Stack Mock-up								
8th Fir Balcony Rail & Deck Dry Stack Mock-up								
3rd, 4th & 5th Fir Mullion Base Dry Stack Mock								

Roof Membrane Mock-Up  
Exterior Lighting Mock-Up  
Incomplete Mock-ups

Activity ID	AREA	Activity Description	RESP	Rem Dur	Early Start	Early Finish
6481	TCM	Mullion & Sill @ Stained Glass Dry Stack	JPC	10	11OCT07	24OCT07
6170	TCM	12th Floor Railing in Place Mock-up	EUGM	10	18OCT07	31OCT07
2271	TCM	Clock Gable up to Water Table Course Dry	EUGM	10	25OCT07	07NOV07
6131	TCM	12th Floor Jack Arch Dry Stack Mock-up	EUGM	10	25OCT07	07NOV07
6230	TCM	9th Fir Band Course & Soffits in Place	JPC	10	29OCT07	09NOV07
6260	TCM	9th Fir Transom Wind, Soffit in Place	JPC	10	29OCT07	09NOV07
6111	TCM	13th Floor Lion Head Cornice Dry Stack	EUGM	10	01NOV07	14NOV07
6081	TCM	Corner Turret Dry Stack Mock-up	EUGM	10	08NOV07	26NOV07
6290	TCM	8th Fir Balcony Rail & Deck in Place Mock-up	JPC	10	08NOV07	26NOV07
5831	TCM	Clock Gable Top Dry Stack Mock-up	EUGM	10	15NOV07	30NOV07
6470	TCM	3rd, 4th & 5th Fir Mullion Base in Place	JPC	10	15NOV07	30NOV07
6490	TCM	Mullions & Sills @ Stained Glass in Place	JPC	10	15NOV07	30NOV07
3300	TCM	Clock Gable up to Water Table Course in	EUGM	10	30NOV07	13DEC07
6140	TCM	12th Floor Jack Arch in Place Mock-up	EUGM	10	07DEC07	20DEC07
6120	TCM	13th Floor Lion Head Cornice in Place	EUGM	10	18DEC07	02JAN08
6090	TCM	Corner Turret in Place Mock-up	EUGM	10	24DEC07	06JAN08
5840	TCM	Clock Gable Top in Place Mock-up	EUGM	10	28FEB08	12MAR08
6311	TCM	7th Fir Ledge, Sill, Column & Soffit Dry Stack	JPC	10	03APR08	16APR08
6320	TCM	7th Fir Ledge, Sill, Column & Soffit in Place M	JPC	10	03APR08	16APR08
<b>Fabricate and Deliver</b>						
1620	FAB	Fabricate Wood Windows	COOK	50	07MAY07A	26JUL07
480	FAB	Fabricate Drum & Dome Roof Copper	FJA	20	14MAY07	11JUN07
482	FAB	Fabricate Spire Roof Copper	FJA	20	06JUN07	02JUL07
481	FAB	Fabricate Lantern Roof Copper	FJA	30	11JUN07	23JUL07
5851	FAB	Fabricate Sandstone	QUAR	30	11JUL07	21AUG07
1490	FAB	Fabricate Ornamental Metals	CUST	60	01NOV07*	29JAN08
1870	FAB	Fabricate Clock System	LEE	50	01NOV07*	15JAN08
2060	FAB	Fabricate & Deliver Roof Membrane	ROBR	20	02JUN08*	27JUN08
<b>Fabricate and Deliver Terra Cotta</b>						
7510	FDTC	Fab West Center Gable	GLAD	11	30OCT06A	29MAY07
7520	FDTC	Fab East Center Gable	GLAD	11	30OCT06A	29MAY07
6620	FDTC	Fab 3 Northern Gable Balustrade	GLAD	20	08JAN07A	11JUN07
6860	FDTC	Fab West Center Gable Balustrade	GLAD	20	08JAN07A	11JUN07
6870	FDTC	Fab East Center Gable Balustrade	GLAD	20	08JAN07A	11JUN07
6610	FDTC	Fab 3rd Fir Balustrades & Rails ST	GLAD	46	12JAN07A	18JUL07
6930	FDTC	Fab West 3rd Fir Balustrades & Rails	GLAD	46	12JAN07A	18JUL07
6940	FDTC	Fab East 3rd Fir Balustrades & Rails	GLAD	46	12JAN07A	18JUL07
6560	FDTC	Fab 10th Fir Sills ST	GLAD	25	05MAR07A	18JUN07
6890	FDTC	Fab 3 Northern Gables	GLAD	62	12MAR07A	09AUG07
6500	FDTC	Fab 11th Floor Corners ST	GLAD	30	02APR07A	25JUN07
6501	FDTC	Fab 11th Floor Sides ST	GLAD	90	14MAY07	19SEP07
6510	FDTC	Fab 12th Fir Balcony Rail Corners ST	GLAD	85	14MAY07	12SEP07

Mullion & Sill @ Stained Glass Dry Stack Mock-up  
 12th Floor Railing in Place Mock-up  
 Clock Gable up to Water Table Course Dry Stack  
 12th Floor Jack Arch Dry Stack Mock-up  
 9th Fir Band Course & Soffits in Place Mock-up  
 9th Fir Transom Wind, Soffit in Place Mock-up  
 13th Floor Lion Head Cornice Dry Stack Mock-up  
 Corner Turret Dry Stack Mock-up  
 8th Fir Balcony Rail & Deck in Place Mock-up  
 Clock Gable Top Dry Stack Mock-up  
 3rd, 4th & 5th Fir Mullion Base in Place Mock-up  
 Mullions & Sills @ Stained Glass in Place Mock  
 Clock Gable up to Water Table Course in Place  
 12th Floor Jack Arch in Place Mock-up  
 13th Floor Lion Head Cornice in Place Mock-up  
 Corner Turret in Place Mock-up  
 Clock Gable Top in Place Mock-up  
 7th Fir Ledge, Sill, Column & Soffit Dry Stack  
 7th Fir Ledge, Sill, Column & Soffit in Place M

Fabricate Wood Windows  
 Fabricate Drum & Dome Roof Copper  
 Fabricate Spire Roof Copper  
 Fabricate Lantern Roof Copper  
 Fabricate Sandstone  
 Fabricate Ornamental Metals  
 Fabricate Clock System  
 Fabricate & Deliver Roof Membrane


Fab West Center Gable  
 Fab East Center Gable  
 Fab 3 Northern Gable Balustrade  
 Fab West Center Gable Balustrade  
 Fab East Center Gable Balustrade  
 Fab 3rd Fir Balustrades & Rails ST  
 Fab West 3rd Fir Balustrades & Rails  
 Fab East 3rd Fir Balustrades & Rails  
 Fab 10th Fir Sills ST  
 Fab 3 Northern Gables  
 Fab 11th Floor Corners ST  
 Fab 11th Floor Sides ST  
 Fab 12th Fir Balcony Rail Corners ST

Activity ID	AREA	Activity Description	RESP	Rem Dur	Early Start	Early Finish
6511	FDTC	Fab 12th Fir Balcony Rail Sides ST	GLAD	100	14MAY07	03OCT07
6570	FDTC	Fab 9th Fir Soffits & Band Course ST	GLAD	80	31MAY07	21SEP07
6571	FDTC	Fab 9th Floor Transom Window Soffits ST	GLAD	80	31MAY07	21SEP07
7550	FDTC	Fab 12th Fir Jack Arch ST	GLAD	95	12JUN07	24OCT07
7570	FDTC	Fab 13th Fir Lion Head Cornice ST	GLAD	100	12JUN07	31OCT07
6580	FDTC	Fab 8th Floor Balcony Rail & Deck ST	GLAD	75	20JUN07	04OCT07
6520	FDTC	Fab Clock Gable up to Water Table Course	GLAD	75	11JUL07	24OCT07
6590	FDTC	Fab Clock Gable Top ST	GLAD	90	11JUL07	14NOV07
6640	FDTC	Fab Mullion Bases @ 3,4,5 East & West	GLAD	65	11JUL07	10OCT07
6900	FDTC	Fab Mullions, Sills & Balustrade North	GLAD	65	11JUL07	10OCT07
7560	FDTC	Fab Corner Turrets ST	GLAD	75	26JUL07	08NOV07
6900	FDTC	Fab 7th Fir Soffits, Sills, Columns & Capitals	GLAD	80	02NOV07	27FEB08

**West Elevation**

Activity ID	AREA	Activity Description	RESP	Rem Dur	Early Start	Early Finish
7100	W	REMOVE SLATE ROOF (INCLUDES CO WORK)	ROBR	59	09DEC06A	09AUG07
3820	W	Repair Plywood @ Slate Roof (includes CO work)	ROBR	60	08DEC06A	07AUG07
3840	W	Membrane Underlayment @ Slate (includes CO work)	ROBR	60	08DEC06A	07AUG07
3830	W	Flashing @ Slate Roof (includes CO work)	ROBR	67	08JAN07A	16AUG07
2850	W	Install New Slate Roof (includes CO work)	ROBR	121	12JAN07A	01NOV07
3550	W	Flashing @ TC Gutter & Sill Base	ROBR	6	05MAR07A	21MAY07
3560	W	Install SS Pins @ Gutters	JPC	6	27APR07A	21MAY07
3570	W	Solder Thimbels @ Gutter	ROBR	6	30APR07A	21MAY07
2590	W	Repair Concrete Modifications Below 8th Floor	JPC	3	01MAY07A	16MAY07
1800	W	Brick Backup @ Gutter	ART	3	09MAY07A	21MAY07
3580	W	Install TC Gutter	JPC	20	14MAY07A	11JUN07
1680	W	Tuckpoint 7th Floor West Elevation	RC	5	14MAY07	18MAY07
1590	W	Install West Copper Gutters @ 8th Floor	ROBR	7	17MAY07	26MAY07
3580	W	Install Flashing @ Brick Backup	ROBR	7	17MAY07	26MAY07
3521	W	Install Condition Survey Brick @ 8th & 9th	ART	20	29MAY07	25JUN07
3523	W	Install Condition Survey Brick @ 6th West	ART	5	29MAY07	04JUN07
7450	W	Install Brick Vaneer @ TC Gutters	ART	10	29MAY07	11JUN07
2850	W	Remove & Install Windows @ 7th West	COOK	5	04JUN07	08JUN07
1661	W	Tuckpoint 6th Floor West Elevation	RC	5	05JUN07	11JUN07
2810	W	Tuckpoint 8th & 9th Floor West Elevation	RC	20	05JUN07	02JUL07
7330	W	Paint Windows 7th Floor West Elevation	MASO	30	11JUN07	23JUL07
4510	W	Complete Gutters West Elevation	JPC	1	12JUN07	12JUN07
1570	W	Remove Brick Band @ 8th Fir	ART	15	13JUN07	03JUL07
7150	W	Waterproof Brick Band @ 8th Fir	ROBR	15	13JUN07	03JUL07
1602	W	Remove & Install Windows @ 6th West	COOK	5	25JUN07	29JUN07
3524	W	Install Condition Survey Brick @ 5th West	ART	5	26JUN07	02JUL07
3860	W	Red Copper Panels @ Dormers	ROBR	20	26JUN07	24JUL07
1662	W	Tuckpoint 5th Floor West Elevation	RC	5	03JUL07	10JUL07
3520	W	Install Brick Band @ 8th Fir	ART	10	05JUL07	18JUL07

REMOVE SLATE ROOF (INCLUDES CO WORK)  
 Repair Plywood @ Slate Roof (includes CO work)  
 Membrane Underlayment @ Slate (includes CO work)  
 Flashing @ Slate Roof (includes CO work)  
 Install New Slate Roof (includes CO work)  
 Flashing @ TC Gutter & Sill Base  
 Install SS Pins @ Gutters  
 Solder Thimbels @ Gutter  
 Repair Concrete Modifications Below 8th Floor  
 Brick Backup @ Gutter  
 Install TC Gutter  
 Tuckpoint 7th Floor West Elevation  
 Install West Copper Gutters @ 8th Floor  
 Install Flashing @ Brick Backup  
 Install Condition Survey Brick @ 8th & 9th West  
 Install Condition Survey Brick @ 6th West  
 Install Brick Vaneer @ TC Gutters  
 Remove & Install Windows @ 7th West Elevation  
 Tuckpoint 6th Floor West Elevation  
 Tuckpoint 8th & 9th Floor West Elevation  
 Paint Windows 7th Floor West Elevation  
 Complete Gutters West Elevation  
 Remove Brick Band @ 8th Fir  
 Waterproof Brick Band @ 8th Fir  
 Remove & Install Windows @ 6th West Elevation  
 Install Condition Survey Brick @ 5th West  
 Red Copper Panels @ Dormers  
 Tuckpoint 5th Floor West Elevation  
 Install Brick Band @ 8th Fir



Activity ID	AREA	Activity Description	RESP	Rem Dur	Early Start	Early Finish
1670	W	Remove & Install Sandstone Cornice @ 2nd	JPC	40	11JUL07	05SEP07
1470	W	Install TC @ West Center Gable	JPC	40	19JUL07	13SEP07
7490	W	Install TC Sills @ West Elev.	JPC	10	19JUL07	01AUG07
1450	W	Flashing @ West Center Gable	ROBR	5	23JUL07	27JUL07
1603	W	Remove & Install Windows @ 5th West	COOK	5	24JUL07	30JUL07
3600	W	Install SS Pins @ Center Gable	JPC	5	24JUL07	30JUL07
3610	W	Solder Thimbels @ Center Gable	ROBR	5	24JUL07	30JUL07
3525	W	Install Condition Survey Brick @ 4th West	ART	5	25JUL07	31JUL07
1600	W	Install Windows @ 8th & 9th West Elevation	COOK	20	27JUL07	23AUG07
1630	W	Install Mechanical Louvers @ 5 - 3	ART	10	31JUL07	13AUG07
1663	W	Tuckpoint 4th Floor West Elevation	RC	5	01AUG07	07AUG07
7500	W	Install Brick Veneer @ Sills	ART	4	02AUG07	07AUG07
7340	W	Paint Windows 8th & 9th Floor West	MASO	20	03AUG07	30AUG07
7331	W	Paint Windows 6th Floor West Elevation	MASO	5	07AUG07	13AUG07
1950	W	Paint Mech Louvers 5 - 3	MASO	10	14AUG07	27AUG07
1604	W	Remove & Install Windows @ 4th West	COOK	5	21AUG07	27AUG07
3526	W	Install Condition Survey Brick @ 3rd West	ART	5	22AUG07	28AUG07
2550	W	Install Ceramic Tile in 8th Fl. Bathrooms	MASO	2	24AUG07	27AUG07
4240	W	Install Mechanical Louvers 7 & Up	ART	2	24AUG07	27AUG07
1664	W	Tuckpoint 3rd Floor West Elevation	RC	5	29AUG07	05SEP07
2000	W	Paint Mech Louvers 7 & Up	MASO	3	31AUG07	05SEP07
7332	W	Paint Windows 5th Floor West Elevation	MASO	5	05SEP07	11SEP07
7170	W	Complete West Center Gable	JPC	1	14SEP07	14SEP07
1510	W	Install TC @ West Northern Gable	JPC	25	24SEP07	20OCT07
1540	W	Flashing @ West Northern Gable	ROBR	4	26SEP07	01OCT07
2290	W	Install SS Pins @ West Northern Gable	JPC	4	27SEP07	02OCT07
5770	W	Solder Thimbels @ Northern Gable	ROBR	4	27SEP07	02OCT07
7333	W	Paint Windows 4th Floor West Elevation	MASO	5	03OCT07	09OCT07
5000	W	Install Red Copper Panels @ Gables	ROBR	10	29OCT07	09NOV07
7190	W	Complete West Northern Gable	JPC	1	29OCT07	29OCT07
2851	W	Complete Slate West Elevation	ROBR	1	02NOV07	02NOV07
4040	W	Install TC Center Gable Ballustrades	JPC	5	13NOV07	19NOV07
5760	W	Install Northern Gable TC Ballustrades	JPC	5	28NOV07	04DEC07
1650	W	Final Wash Bldg 8 & Up	MASO	7	05DEC07	13DEC07
1980	W	Retool Sandstone @ West Elev	JPC	60	07DEC07	07APR08
3710	W	Remove & Install Sandstone Dutchman	JPC	30	07DEC07	25FEB08
3650	W	Inspect 8 & Up West	E/A	5	14DEC07	20DEC07
1850	W	Remove & Install Face Brick @ 3rd Floor	ART	5	19DEC07	27DEC07
3660	W	Punchlist West Elev 8 & Up	JPC	5	21DEC07	04FEB08
3670	W	Punchlist Acceptance 8 & Up	E/A	5	21DEC07	04FEB08
4890	W	Install Flashing @ 3rd Flr Cross Gable Piers	ROBR	4	28DEC07	06FEB08
3680	W	Peer Review West Elev 8 & Up	E/A	2	06FEB08	06FEB08



Activity ID	AREA	Activity Description	RESP	Rem Dur	Early Start	Early Finish
3590	W	Remove Scaffold @ West Elev 8 & Up	SAFW	12	07FEB08	22FEB08
7050	W	Install Brick Backup @ 3rd Fir Cross Gable	ART	2	07FEB08	08FEB08
5040	W	Install SS Pins @ 3rd Fir Cross Gable Piers	JPC	2	11FEB08	12FEB08
5790	W	Solder Thimbles @ 3rd Fir Cross Gable Piers	ROBR	2	11FEB08	12FEB08
1960	W	Install TC Ballustrade & Railing @ 3rd Fir	JPC	32	13FEB08	27MAR08
1665	W	Tuckpoint 2nd Floor West Elevation	RC	5	26FEB08	03MAR08
1605	W	Remove & Install Windows @ 3rd West	COOK	5	28MAR08	03APR08
7334	W	Paint Windows 3rd Floor West Elevation	MASO	5	04APR08	10APR08
1686	W	Tuckpoint 1st Floor West Elevation	RC	5	28MAY08	03JUN08
4420	W	Remove & Install Mullion Bases @ 3, 4, 5 Firs	JPC	1	17JUN08	17JUN08
3700	W	Final Cleaning 7th - 3rd Fir	MASO	10	18JUN08	01JUL08
1606	W	Remove & Install Windows @ 2nd West	COOK	5	01JUL08	08JUL08
7250	W	Install Mechanical Louvers 2 & Down	ART	10	09JUL08	22JUL08
7336	W	Paint Windows 2nd Floor West Elevation	MASO	5	09JUL08	15JUL08
7266	W	Paint Mechanical Louvers 2 & Down	MASO	10	23JUL08	05AUG08
1607	W	Remove & Install Windows @ 1st West	COOK	5	30JUL08	05AUG08
7336	W	Paint Windows 1st Floor West Elevation	MASO	5	06AUG08	12AUG08
3760	W	Final Cleaning 2 & Down	MASO	5	13AUG08	19AUG08
1260	W	Inspect West Elev	E/A	3	20AUG08	22AUG08
3330	W	Punch List @ West Elev	JPC	10	25AUG08	08SEP08
3340	W	Punch List Acceptance West Elevation	E/A	10	09SEP08	22SEP08
3350	W	Peer Review @ West Elev	E/A	3	23SEP08	25SEP08
3360	W	Remove Scaffold @ West Elev	SAFW	15	26SEP08	16OCT08
3370	W	Repair Scaffold Holes	ART	15	26SEP08	16OCT08

Activity ID	AREA	Activity Description	RESP	Rem Dur	Early Start	Early Finish
3780	N	Remove Slate Roof (includes CO work)	ROBR	40	14SEP06A	10JUL07
3800	N	Patch & Repair Plywood @ Slate Roof	ROBR	40	15SEP06A	10JUL07
3860	N	Membrane Underlayment @ Slate Roof	ROBR	40	18SEP06A	10JUL07
1770	N	Install TC Sill Base North Elev.	JPC	41	02APR07A	11JUL07
1762	N	Install Condition Survey Brick @ 7th North	ART	5	14MAY07A	18MAY07
3790	N	Install Slate Roof (includes CO work)	ROBR	143	14MAY07	05DEC07
3810	N	Install Flashing @ Slate Roof (includes CO	ROBR	70	14MAY07	21AUG07
6240	N	Remove Brick Veneer above Sills	ART	3	14MAY07	16MAY07
4020	N	Repair Concrete Modillions Below 7th Fir	JPC	14	17MAY07	06JUN07
7131	N	Tuckpoint 7th Floor North Elevation	RC	5	21MAY07	25MAY07
1763	N	Install Condition Survey Brick @ 6th North	ART	5	05JUN07	11JUN07
3921	N	Remove & Install Windows @ 7th North	COOK	5	11JUN07	15JUN07
7132	N	Tuckpoint 6th Floor North Elevation	RC	5	12JUN07	18JUN07
3922	N	Remove & Install Windows @ 6th North	COOK	5	02JUL07	09JUL07
1764	N	Install Condition Survey Brick @ 5th North	ART	5	03JUL07	10JUL07
1730	N	Remove Brick Band @ 8th Fir	ART	8	05JUL07	16JUL07
3930	N	Waterproof Brick Band @ 8th Fir	ROBR	8	05JUL07	16JUL07

Remove Slate Roof (includes CO work)  
 Patch & Repair Plywood @ Slate Roof (includes CO)  
 Membrane Underlayment @ Slate Roof (includes CO)  
 Install TC Sill Base North Elev.  
 Install Condition Survey Brick @ 7th North  
 Install Slate Roof (includes CO work)  
 Install Flashing @ Slate Roof (includes CO work)  
 Remove Brick Veneer above Sills  
 Repair Concrete Modillions Below 7th Fir  
 Tuckpoint 7th Floor North Elevation  
 Install Condition Survey Brick @ 6th North  
 Remove & Install Windows @ 7th North Elevation  
 Tuckpoint 6th Floor North Elevation  
 Remove & Install Windows @ 6th North Elevation  
 Tuckpoint 6th Floor North Elevation  
 Remove Brick Band @ 8th Fir  
 Waterproof Brick Band @ 8th Fir

Remove Scaffold @ West Elev 8 & Up  
 Install Brick Backup @ 3rd Fir Cross Gable Piers  
 Install SS Pins @ 3rd Fir Cross Gable Piers  
 Solder Thimbles @ 3rd Fir Cross Gable Piers  
 Install TC Ballustrade & Railing @ 3rd Fir  
 Tuckpoint 2nd Floor West Elevation  
 Paint Windows 3rd Floor West Elevation  
 Tuckpoint 1st Floor West Elevation  
 Remove & Install Mullion Bases @ 3, 4, 5 Firs  
 Final Cleaning 7th - 3rd Fir  
 Remove & Install Windows @ 2nd West Elevation  
 Install Mechanical Louvers 2 & Down  
 Paint Mechanical Louvers 2 & Down  
 Remove & Install Windows @ 1st West Elevation  
 Paint Windows 1st Floor West Elevation  
 Final Cleaning 2 & Down  
 Inspect West Elev  
 Punch List @ West Elev  
 Punch List Acceptance West Elevation  
 Peer Review @ West Elev  
 Remove Scaffold @ West Elev  
 Repair Scaffold Holes

Activity ID	AREA	Activity Description	RESP	Rem Dur	Early Start	Early Finish
7133	N	Tuckpoint 5th Floor North Elevation	RC	5	11JUL07	17JUL07
3940	N	Flashing @ TC Sill Base	ROBR	20	12JUL07	08AUG07
3950	N	Install SS Pins @ Sill Base	JPC	2	16JUL07	17JUL07
3960	N	Solder Thimbles @ Sill Base	ROBR	6	16JUL07	23JUL07
1760	N	Install Brick Band @ 8th Fir	ART	10	19JUL07	01AUG07
7381	N	Paint Windows 7th Floor North Elevation	MASO	5	24JUL07	30JUL07
3923	N	Remove & Install Windows @ 5th North	COOK	5	31JUL07	06AUG07
1765	N	Install Condition Survey Brick @ 4th North	ART	5	01AUG07	07AUG07
3970	N	Install TC Sills (Including W17 - W19)	JPC	25	02AUG07	06SEP07
4150	N	Remove Stained Glass & Store	COOK	20	07AUG07	04SEP07
7134	N	Tuckpoint 4th Floor North Elevation	RC	5	08AUG07	14AUG07
7382	N	Paint Windows 6th Floor North Elevation	MASO	5	14AUG07	20AUG07
3791	N	Complete Slate Roof North Elevation	ROBR	1	22AUG07	22AUG07
3924	N	Remove & Install Windows @ 4th North	COOK	5	28AUG07	04SEP07
1766	N	Install Condition Survey Brick @ 3rd North	ART	5	29AUG07	05SEP07
1820	N	Remove TC Mullions @ Stained Glass	JPC	20	05SEP07	02OCT07
4160	N	Temp Enclosure @ Stained Glass	COOK	20	05SEP07	02OCT07
1640	N	Remove & Install Sandstone Cornice @ 2nd	JPC	20	06SEP07	03OCT07
7135	N	Tuckpoint 3rd Floor North Elevation	RC	5	06SEP07	12SEP07
1761	N	Install Condition Survey Brick @ 8th & 9th	ART	20	07SEP07	04OCT07
6210	N	Install Brick Veneer above Sills	ART	5	07SEP07	13SEP07
6300	N	Sills Complete North Elevation	JPC	1	07SEP07	07SEP07
7383	N	Paint Windows 5th Floor North Elevation	MASO	5	12SEP07	18SEP07
7130	N	Tuckpoint 8th & 9th Floor North Elevation	RC	20	14SEP07	11OCT07
1890	N	Install TC @ North Gable	JPC	25	01OCT07	02NOV07
1700	N	Flashing @ North Gable	ROBR	4	03OCT07	08OCT07
4520	N	Install SS Pins @ North Gable	JPC	4	04OCT07	09OCT07
6530	N	Solder Thimbles @ North Gable	ROBR	4	04OCT07	09OCT07
7384	N	Paint Windows 4th Floor North Elevation	MASO	5	10OCT07	16OCT07
3920	N	Install Windows @ 8th & 9th North Elevation	COOK	10	12OCT07	25OCT07
7380	N	Paint Windows 8th & 9th Floor North	MASO	5	19OCT07	25OCT07
4250	N	Complete North Gable	JPC	1	06NOV07	06NOV07
3870	N	Red Copper Panels @ Gable	ROBR	8	27NOV07	06DEC07
3880	N	Install North Gable TC Balustrades	JPC	5	05DEC07	11DEC07
4270	N	Remove & Install Sandstone @ Dutchman	JPC	10	26FEB08	10MAR08
3900	N	Remove, Repair & Replace Copper Spire &	FJA	44	04MAR08	02MAY08
7136	N	Tuckpoint 2nd Floor North Elevation	RC	5	11MAR08	17MAR08
4190	N	Install TC Mullions @ Stained Glass	JPC	16	28MAR08	18APR08
1670	N	Retool Sandstone @ North	JPC	20	09APR08	05MAY08
4170	N	Install TC Balustrade & Cap @ 3rd Fir	JPC	8	21APR08	30APR08
4180	N	Reinstall Stained Glass	COOK	20	21APR08	16MAY08
3925	N	Remove & Install Windows @ 3rd North	COOK	5	01MAY08	07MAY08

Tuckpoint 5th Floor North Elevation  
 Flashing @ TC Sill Base  
 Install SS Pins @ Sill Base  
 Solder Thimbles @ Sill Base  
 Install Brick Band @ 8th Fir  
 Paint Windows 7th Floor North Elevation  
 Remove & Install Windows @ 5th North  
 Install Condition Survey Brick @ 4th North  
 Install TC Sills (Including W17 - W19)  
 Remove Stained Glass & Store  
 Tuckpoint 4th Floor North Elevation  
 Paint Windows 6th Floor North Elevation  
 Complete Slate Roof North Elevation  
 Remove & Install Windows @ 4th North  
 Install Condition Survey Brick @ 3rd North  
 Remove TC Mullions @ Stained Glass  
 Temp Enclosure @ Stained Glass  
 Remove & Install Sandstone Cornice @ 2nd  
 Tuckpoint 3rd Floor North Elevation  
 Install Condition Survey Brick @ 8th & 9th  
 Install Brick Veneer above Sills  
 Sills Complete North Elevation  
 Paint Windows 5th Floor North Elevation  
 Tuckpoint 8th & 9th Floor North Elevation  
 Install TC @ North Gable  
 Flashing @ North Gable  
 Install SS Pins @ North Gable  
 Solder Thimbles @ North Gable  
 Paint Windows 4th Floor North Elevation  
 Install Windows @ 8th & 9th North Elevation  
 Paint Windows 8th & 9th Floor North  
 Complete North Gable  
 Red Copper Panels @ Gable  
 Install North Gable TC Balustrades  
 Remove & Install Sandstone @ Dutchman  
 Remove, Repair & Replace Copper Spire &  
 Tuckpoint 2nd Floor North Elevation  
 Install TC Mullions @ Stained Glass  
 Retool Sandstone @ North  
 Install TC Balustrade & Cap @ 3rd Fir  
 Reinstall Stained Glass  
 Remove & Install Windows @ 3rd North

Remove & Install Windows @ 3rd North Elevation  
 Tuckpoint 2nd Floor North Elevation  
 Install TC Mullions @ Stained Glass  
 Retool Sandstone @ North  
 Install TC Balustrade & Cap @ 3rd Fir  
 Reinstall Stained Glass  
 Remove & Install Windows @ Dutchman  
 Remove & Install Sandstone @ Dutchman  
 Tuckpoint 2nd Floor North Elevation  
 Install TC Mullions @ Stained Glass  
 Retool Sandstone @ North  
 Install TC Balustrade & Cap @ 3rd Fir  
 Reinstall Stained Glass  
 Remove & Install Windows @ 3rd North Elevation

Activity ID	Activity Description	RESP	Rem Dur	Early Start	Early Finish
-------------	----------------------	------	---------	-------------	--------------

4060	Final Wash North Elev 7th Fir & Up	MASO	6	05MAY08	12MAY08
7385	Paint Windows 3rd Floor North Elevation	MASO	5	08MAY08	14MAY08
4070	Inspect North Elev 7th Fir & Up	E/A	2	13MAY08	14MAY08
4080	Punchlist North Elev 7th Fir & Up	JPC	4	15MAY08	20MAY08
4200	Final Cleaning 7th - 3rd Fir	MASO	4	19MAY08	22MAY08
4090	Punchlist Acceptance North Elev 7th & Up	E/A	4	21MAY08	27MAY08
4100	Peer Review North Elev 7th & Up	E/A	2	28MAY08	29MAY08
4110	Remove Scaffold North Elev 7th & Up	SAFW	12	30MAY08	16JUN08
7137	Tuckpoint 1st Floor North Elevation	RC	5	04JUN08	10JUN08
3926	Remove & Install Windows @ 2nd North	COOK	5	09JUL08	15JUL08
4730	Install Mechanical Louvers 2 & Down	ART	10	16JUL08	29JUL08
7386	Paint Windows 2nd Floor North Elevation	MASO	5	16JUL08	22JUL08
7200	Paint Mechanical Louvers 2 & Down	MASO	10	30JUL08	12AUG08
3027	Remove & Install Windows @ 1st North	COOK	5	08AUG08	12AUG08
7387	Paint Windows 1st Floor North Elevation	MASO	5	13AUG08	19AUG08
1900	Final Cleaning 2 & Down	MASO	5	20AUG08	26AUG08
1920	Inspect North Elev	E/A	3	27AUG08	29AUG08
3380	Punchlist @ North Elev	JPC	7	02SEP08	09SEP08
3390	Punch List Acceptance	E/A	7	11SEP08	19SEP08
3400	Peer Review @ North Elev	E/A	3	22SEP08	24SEP08
1930	Remove Scaffolding @ North Elev	SAFW	15	25SEP08	15OCT08
2960	Repair Scaffold Holes	ART	15	25SEP08	15OCT08

Activity ID	Activity Description	RESP	Rem Dur	Early Start	Early Finish
-------------	----------------------	------	---------	-------------	--------------

**East Elevation**

Remove Coating & Repaint Fire Escape  
 Flashing @ East Dormers  
 Install SS Pins @ Dormers  
 Solder Thimbles @ Dormers  
 Install TC @ East Northern Dormers  
 Flashing @ TC Gutter & Sill Base  
 Install SS Pins @ Gutters  
 Solder Thimbels @ Gutters  
 Install Condition Survey Brick @ 7th East  
 Tuckpoint 7th Floor East Elevation  
 Repair Precast Modillions Below 7th Fir  
 Install Condition Survey Brick @ 6th East  
 Install TC Gutter  
 Brick Backup @ Gutter  
 Remove & Install Windows @ 7th East  
 Tuckpoint 6th Floor East Elevation  
 Install East Copper Gutters @ 8th Fir  
 Install Flashing @ Brick Backup  
 Install TC Sills East Elev.

Paint Windows 3rd Floor North Elevation  
 Inspect North Elev 7th Fir & Up  
 Punchlist North Elev 7th Fir & Up  
 Final Cleaning 7th - 3rd Fir  
 Peer Review North Elev 7th Fir & Up  
 Remove Scaffold North Elev 7th & Up  
 Tuckpoint 1st Floor North Elevation  
 Remove & Install Windows @ 2nd North Elevation  
 Install Mechanical Louvers 2 & Down  
 Paint Windows 2nd Floor North Elevation  
 Paint Mechanical Louvers 2 & Down  
 Remove & Install Windows @ 1st North Elevation  
 Paint Windows 1st Floor North Elevation  
 Final Cleaning 2 & Down  
 Inspect North Elev  
 Punchlist @ North Elev  
 Punch List Acceptance  
 Peer Review @ North Elev  
 Remove Scaffolding @ North Elev  
 Repair Scaffold Holes

Remove Coating & Repaint Fire Escape  
 Flashing @ East Dormers  
 Install SS Pins @ Dormers  
 Solder Thimbles @ Dormers  
 Install TC @ East Northern Dormers  
 Flashing @ TC Gutter & Sill Base  
 Install SS Pins @ Gutters  
 Solder Thimbels @ Gutters  
 Install Condition Survey Brick @ 7th East  
 Tuckpoint 7th Floor East Elevation  
 Repair Precast Modillions Below 7th Fir  
 Install Condition Survey Brick @ 6th East  
 Install TC Gutter  
 Brick Backup @ Gutter  
 Remove & Install Windows @ 7th East Elevation  
 Tuckpoint 6th Floor East Elevation  
 Install East Copper Gutters @ 8th Fir  
 Install Flashing @ Brick Backup  
 Install TC Sills East Elev.



Activity ID	AREA	Activity Description	RESP	Rem Dur	Early Start	Early Finish
7030	E	Complete East Dormers	JPC	1	22JUN07	22JUN07
7460	E	Install Brick Veneer @ Gutters	ART	10	05JUL07	18JUL07
6330	E	Complete Gutter East Elevation	JPC	1	09JUL07	09JUL07
4552	E	Remove & Install Windows @ 8th East	COOK	5	10JUL07	16JUL07
2204	E	Install Condition Survey Brick @ 5th East	ART	5	11JUL07	17JUL07
2220	E	Remove Brick Band @ 8th Fir	ART	10	17JUL07	30JUL07
7270	E	Install Mechanical Louvers 3 - 6	ART	10	17JUL07	30JUL07
4323	E	Tuckpoint 5th Floor East Elevation	RC	5	18JUL07	24JUL07
4360	E	Red Copper Panels @ Dormers	ROBR	10	25JUL07	07AUG07
2140	E	Install TC @ East Center Gable	JPC	40	28JUL07	20SEP07
2100	E	Flashing @ East Center Gable	ROBR	5	30JUL07	03AUG07
7000	E	Install SS Pins @ Center Gable	JPC	5	31JUL07	06AUG07
7010	E	Solder Thimbles @ Center Gable	ROBR	5	31JUL07	06AUG07
7280	E	Paint Mechanical Louvers 3 - 6	MASO	10	31JUL07	13AUG07
7391	E	Paint Windows 7th Floor East Elevation	MASO	5	31JUL07	06AUG07
2200	E	Install Brick Band @ 8th Fir	ART	10	02AUG07	15AUG07
7480	E	Install Brick Veneer @ Sills	ART	4	02AUG07	07AUG07
4310	E	Remove Slate Roof @ East (includes CO work)	ROBR	86	07AUG07	07DEC07
4553	E	Remove & Install Windows @ 5th East	COOK	5	07AUG07	13AUG07
2205	E	Install Condition Survey Brick @ 4th East	ART	5	08AUG07	14AUG07
4330	E	Repair plywood @ Slate Roof (includes CO work)	ROBR	85	08AUG07	07DEC07
4340	E	Membrane Underlayment @ Slate Roof	ROBR	84	09AUG07	07DEC07
4660	E	Inspect Fire Escape	E/A	5	13AUG07	17AUG07
4324	E	Tuckpoint 4th Floor East Elevation	RC	5	15AUG07	21AUG07
4350	E	Flashing @ Slate Roof (includes CO work)	ROBR	96	17AUG07	09JAN08
7392	E	Paint Windows 6th Floor East Elevation	MASO	5	21AUG07	27AUG07
4554	E	Remove & Install Windows @ 4th East	COOK	5	05SEP07	11SEP07
2206	E	Install Condition Survey Brick @ 3rd East	ART	5	06SEP07	12SEP07
4325	E	Tuckpoint 3rd Floor East Elevation	RC	5	13SEP07	19SEP07
7393	E	Paint Windows 5th Floor East Elevation	MASO	5	19SEP07	25SEP07
4410	E	Complete East Center Gable	JPC	1	21SEP07	21SEP07
2350	E	Remove & Install Sandstone Cornice @ 2nd Floor	JPC	15	04OCT07	24OCT07
2201	E	Install Condition Survey Brick @ 8th & 9th	ART	20	05OCT07	01NOV07
2120	E	Install TC @ East Northern Gable	JPC	25	08OCT07	09NOV07
6540	E	Flashing @ East Northern Gable	ROBR	4	10OCT07	15OCT07
6550	E	Install SS Pins @ East Northern Gable	JPC	4	11OCT07	16OCT07
6950	E	Solder Thimbles @ East Northern Gable	ROBR	4	11OCT07	16OCT07
4320	E	Tuckpoint 8th & 9th Floor East Elevation	RC	20	12OCT07	08NOV07
7394	E	Paint Windows 4th Floor East Elevation	MASO	5	17OCT07	23OCT07
4370	E	Install New Slate Roof (includes CO work)	ROBR	125	02NOV07	30APR08
4550	E	Install Windows 8th & 9th Floor East	COOK	20	09NOV07	07DEC07
7160	E	Install Red Copper Panels @ Gables	ROBR	10	12NOV07	23NOV07

Complete East Dormers  
 Install Brick Veneer @ Gutters  
 Complete Gutter East Elevation  
 Remove & Install Windows @ 8th East Elevation  
 Install Condition Survey Brick @ 5th East  
 Remove Brick Band @ 8th Fir  
 Install Mechanical Louvers 3 - 6  
 Tuckpoint 5th Floor East Elevation  
 Red Copper Panels @ Dormers  
 Install TC @ East Center Gable  
 Flashing @ East Center Gable  
 Install SS Pins @ Center Gable  
 Solder Thimbles @ Center Gable  
 Paint Mechanical Louvers 3 - 6  
 Paint Windows 7th Floor East Elevation  
 Install Brick Band @ 8th Fir  
 Install Brick Veneer @ Sills  
 Remove Slate Roof @ East (includes CO work)  
 Remove & Install Windows @ 5th East Elevation  
 Install Condition Survey Brick @ 4th East  
 Repair plywood @ Slate Roof (includes CO work)  
 Membrane Underlayment @ Slate Roof (includes CO work)  
 Inspect Fire Escape  
 Tuckpoint 4th Floor East Elevation  
 Flashing @ Slate Roof (includes CO work)  
 Paint Windows 6th Floor East Elevation  
 Remove & Install Windows @ 4th East Elevation  
 Install Condition Survey Brick @ 3rd East  
 Tuckpoint 3rd Floor East Elevation  
 Paint Windows 5th Floor East Elevation  
 Complete East Center Gable  
 Remove & Install Sandstone Cornice @ 2nd Floor  
 Install Condition Survey Brick @ 8th & 9th East  
 Install TC @ East Northern Gable  
 Flashing @ East Northern Gable  
 Install SS Pins @ East Northern Gable  
 Solder Thimbles @ East Northern Gable  
 Tuckpoint 8th & 9th Floor East Elevation  
 Paint Windows 4th Floor East Elevation  
 Install New Slate Roof (includes CO work)  
 Install Windows 8th & 9th Floor East  
 Install Red Copper Panels @ Gables

Activity ID	AREA	Activity Description	RESP	Rem Dur	Early Start	Early Finish
7240	E	Complete East Northern Gable	JPC	1	12NOV07	12NOV07
7390	E	Paint Windows 8th & 9th Floor East Elevation	MASO	20	18NOV07	14DEC07
4990	E	Install TC Center Gable Balustrades	JPC	5	20NOV07	27NOV07
2330	E	Install Mech Louvers 7 & Up	ART	2	10DEC07	11DEC07
4540	E	Install Northern Gable TC Balustrades	JPC	5	12DEC07	18DEC07
2340	E	Paint Mech Louvers 7 & Up	MASO	5	17DEC07	21DEC07
4750	E	Remove & Install Sandstone @ Dutchman	JPC	20	11MAR08	07APR08
4326	E	Tuckpoint 2nd Floor East Elevation	RC	5	08APR08	14APR08
4371	E	Complete Slate Roof East Elevation	ROBR	1	01MAY08	01MAY08
4580	E	Final Wash 7th Fir & Up	MASO	7	01MAY08	09MAY08
4690	E	Install TC Balustrades & Railing	JPC	32	01MAY08	16JUN08
2360	E	Retool Sandstone @ East Elev	JPC	40	06MAY08	01JUL08
4590	E	Inspect 7th Fir & Up	E/A	3	12MAY08	14MAY08
4600	E	Punchlist East Elev 7th Fir & Up	JPC	5	15MAY08	21MAY08
4610	E	Punchlist Acceptance East 7th Fir & Up	E/A	5	22MAY08	29MAY08
4620	E	Peer Review East Elev 7th Fir & Up	E/A	2	30MAY08	02JUN08
4630	E	Remove Scaffold @ East Elev 7th & Up	SAFW	12	03JUN08	18JUN08
4327	E	Tuckpoint 1st Floor East Elevation	RC	5	11JUN08	17JUN08
4555	E	Remove & Install Windows @ 3rd East	COOK	5	17JUN08	23JUN08
4630	E	Remove & Install Mullion Bases @ 3, 4, 5 Flrs	JPC	1	18JUN08	18JUN08
7395	E	Paint Windows 3rd Floor East Elevation	MASO	5	24JUN08	30JUN08
4700	E	Final Cleaning 7th - 3rd	MASO	10	01JUL08	15JUL08
4556	E	Remove & Install Windows @ 2nd East	COOK	5	16JUL08	22JUL08
7290	E	Install Mechanical Louvers 2 & Down	ART	10	23JUL08	05AUG08
7395	E	Paint Windows 2nd Floor East Elevation	MASO	5	23JUL08	29JUL08
7300	E	Paint Mechanical Louvers 2 & Down	MASO	10	06AUG08	19AUG08
4557	E	Remove & Install Windows @ 1st East	COOK	5	13AUG08	19AUG08
7397	E	Paint Windows 1st Floor East Elevation	MASO	5	20AUG08	26AUG08
2380	E	Final Cleaning 2 & Down	MASO	5	27AUG08	03SEP08
3410	E	Inspect East Elevation	E/A	3	04SEP08	08SEP08
3420	E	Punch List @ East Elev	JPC	10	09SEP08	22SEP08
3430	E	Punch List Acceptance	E/A	10	23SEP08	06OCT08
3440	E	Peer Review @ East Elev	E/A	3	07OCT08	08OCT08
3450	E	Remove Scaffolding @ East Elev	SAFW	15	10OCT08	30OCT08
3470	E	Repair Scaffold Holes	ART	15	10OCT08	30OCT08
<b>South Tower Above 10th Floor</b>						
3280	S-UP	Repair Steel @ South Tower	JPC	12	01NOV06A	30MAY07
941	S-UP	Steel @ Lantern (CO Work)	JPC	2	27APR07A	19MAY07
910	S-UP	Install Book Tile	WSTR	22	30APR07A	13JUN07
3290	S-UP	Touch-up Paint Steel @ South Tower	MASO	5	31MAY07	06JUN07
990	S-UP	Install Copper @ Drum	FJA	40	12JUN07	07AUG07
920	S-UP	Roof Blocking	JPC	32	19JUN07	02AUG07

Complete East Northern Gable  
 Paint Windows 8th & 9th Floor East Elevation  
 Install TC Center Gable Balustrades  
 Install Mech Louvers 7 & Up  
 Install Northern Gable TC Balustrades  
 Paint Mech Louvers 7 & Up  
 Remove & Install Sandstone @ Dutchman  
 Tuckpoint 2nd Floor East Elevation  
 Complete Slate Roof East Elevation  
 Final Wash 7th Fir & Up  
 Install TC Balustrades & Railing  
 Retool Sandstone @ East Elev  
 Inspect 7th Fir & Up  
 Punchlist East Elev 7th Fir & Up  
 Punchlist Acceptance East 7th Fir & Up  
 Peer Review East Elev 7th Fir & Up  
 Remove Scaffold @ East Elev 7th & Up  
 Tuckpoint 1st Floor East Elevation  
 Remove & Install Windows @ 3rd East Elevation  
 Remove & Install Mullion Bases @ 3, 4, 5 Flrs  
 Paint Windows 3rd Floor East Elevation  
 Final Cleaning 7th - 3rd  
 Remove & Install Windows @ 2nd East Elevation  
 Install Mechanical Louvers 2 & Down  
 Paint Windows 2nd Floor East Elevation  
 Paint Mechanical Louvers 2 & Down  
 Remove & Install Windows @ 1st East Elevation  
 Paint Windows 1st Floor East Elevation  
 Final Cleaning 2 & Down  
 Inspect East Elevation  
 Punch List @ East Elev  
 Punch List Acceptance  
 Peer Review @ East Elev  
 Remove Scaffolding @ East Elev  
 Repair Scaffold Holes

Repair Steel @ South Tower  
 Steel @ Lantern (CO Work)  
 Install Book Tile  
 Touch-up Paint Steel @ South Tower  
 Install Copper @ Drum  
 Roof Blocking

Activity ID	AREA	Activity Description	RESP	Rem Dur	Early Start	Early Finish
2640	S-UP	Install TC SW Corners @ 11th Floor	EUGM	4	26JUN07	29JUN07
2644	S-UP	Install TC NW Corner @ 11th Floor	EUGM	4	02JUL07	06JUL07
2642	S-UP	Install TC NE Corner @ 11th Floor	EUGM	4	08JUL07	12JUL07
2643	S-UP	Install TC SE Corner @ 11th Floor	EUGM	4	13JUL07	18JUL07
1030	S-UP	Flagpole Repairs	F-JA	5	08AUG07	14AUG07
2630	S-UP	Install Copper @ Dome	F-JA	20	08AUG07	05SEP07
960	S-UP	Install Copper @ Spire	F-JA	100	06SEP07	03MAR08
1000	S-UP	Install Copper @ Lantern	F-JA	100	06SEP07	29JAN08
2641	S-UP	Install TC Sides @ 11th Floor	EUGM	20	20SEP07	17OCT07
2671	S-UP	Install TC Rail & Wainscot Sides @ 12th	EUGM	40	04OCT07	29NOV07
2670	S-UP	Install TC SW Corner Rail @ 12th Floor	EUGM	2	01NOV07	02NOV07
2672	S-UP	Install TC NW Corner Rail @ 12th Floor	EUGM	2	05NOV07	06NOV07
5870	S-UP	Flashing @ SW Corner Column Bases 12th	F-JA	4	05NOV07	08NOV07
2673	S-UP	Install TC NE Corner Rail @ 12th Floor	EUGM	2	07NOV07	08NOV07
2674	S-UP	Install TC SE Corner Rail @ 12th Floor	EUGM	2	09NOV07	12NOV07
5871	S-UP	Install TC Column Bases @ SW Turret	EUGM	2	09NOV07	12NOV07
5872	S-UP	Flashing @ NW Corner Column Bases 12th	F-JA	4	09NOV07	14NOV07
7600	S-UP	Install SW Turret Brick Columns @ 12th Floor	ART	8	13NOV07	22NOV07
5873	S-UP	Flashing @ NE Corner Column Bases 12th	F-JA	4	15NOV07	20NOV07
5875	S-UP	Install TC Column Bases @ NW Turret	EUGM	2	15NOV07	16NOV07
5874	S-UP	Flashing @ SE Corner Column Bases 12th	F-JA	4	21NOV07	27NOV07
5876	S-UP	Install TC Column Bases @ NE Turret	EUGM	2	21NOV07	22NOV07
7601	S-UP	Install NW Turret Brick Columns @ 12th	ART	8	23NOV07	05DEC07
5877	S-UP	Install TC Column Bases @ SE Turret	EUGM	2	28NOV07	29NOV07
7602	S-UP	Install NE Turret Brick Columns @ 12th Floor	ART	8	06DEC07	17DEC07
3000	S-UP	Install W Column Capitals @ 12th Floor	EUGM	3	14DEC07	18DEC07
690	S-UP	Tuckpoint 11th Floor South Tower	RC	20	17DEC07	19FEB08
7603	S-UP	Install SE Turret Brick Columns @ 12th Floor	ART	8	18DEC07	04FEB08
3001	S-UP	Install W TC Jack Arches @ 12th Floor	EUGM	7	19DEC07	04FEB08
3002	S-UP	Install N Column Capitals @ 12th Floor	EUGM	3	19DEC07	21DEC07
3003	S-UP	Install E Column Capitals @ 12th Floor	EUGM	3	26DEC07	28DEC07
3004	S-UP	Install S Column Capitals @ 12th Floor	EUGM	3	05FEB08	07FEB08
3005	S-UP	Install N TC Jack Arches @ 12th Floor	EUGM	7	05FEB08	13FEB08
5880	S-UP	Flashing @ W Column Capitals & Jack	F-JA	3	05FEB08	07FEB08
3060	S-UP	Install W Large Lion Heads	EUGM	2	08FEB08	11FEB08
2740	S-UP	Install W Exterior Brick Band @ 12th Floor	ART	5	12FEB08	18FEB08
3006	S-UP	Install E TC Jack Arches @ 12th Floor	EUGM	7	14FEB08	22FEB08
5881	S-UP	Flashing @ N Column Capitals & Jack Arches	F-JA	3	14FEB08	18FEB08
980	S-UP	Install W TC Small Lion Head Cornice @ 13th	EUGM	6	19FEB08	29FEB08
3061	S-UP	Install N Large Lion Heads	EUGM	2	19FEB08	20FEB08
970	S-UP	Flashing @ W Small Lion Head Cornice	F-JA	3	20FEB08	27FEB08
2742	S-UP	Install N Exterior Brick Band @ 12th Floor	ART	5	21FEB08	27FEB08

Activity ID	AREA	Activity Description	RESP	Rem Dur	Early Start	Early Finish
2640	S-UP	Install TC SW Corners @ 11th Floor	EUGM	4	26JUN07	29JUN07
2644	S-UP	Install TC NW Corner @ 11th Floor	EUGM	4	02JUL07	06JUL07
2642	S-UP	Install TC NE Corner @ 11th Floor	EUGM	4	08JUL07	12JUL07
2643	S-UP	Install TC SE Corner @ 11th Floor	EUGM	4	13JUL07	18JUL07
1030	S-UP	Flagpole Repairs	F-JA	5	08AUG07	14AUG07
2630	S-UP	Install Copper @ Dome	F-JA	20	08AUG07	05SEP07
960	S-UP	Install Copper @ Spire	F-JA	100	06SEP07	03MAR08
1000	S-UP	Install Copper @ Lantern	F-JA	100	06SEP07	29JAN08
2641	S-UP	Install TC Sides @ 11th Floor	EUGM	20	20SEP07	17OCT07
2671	S-UP	Install TC Rail & Wainscot Sides @ 12th	EUGM	40	04OCT07	29NOV07
2670	S-UP	Install TC SW Corner Rail @ 12th Floor	EUGM	2	01NOV07	02NOV07
2672	S-UP	Install TC NW Corner Rail @ 12th Floor	EUGM	2	05NOV07	06NOV07
5870	S-UP	Flashing @ SW Corner Column Bases 12th	F-JA	4	05NOV07	08NOV07
2673	S-UP	Install TC NE Corner Rail @ 12th Floor	EUGM	2	07NOV07	08NOV07
2674	S-UP	Install TC SE Corner Rail @ 12th Floor	EUGM	2	09NOV07	12NOV07
5871	S-UP	Install TC Column Bases @ SW Turret	EUGM	2	09NOV07	12NOV07
5872	S-UP	Flashing @ NW Corner Column Bases 12th	F-JA	4	09NOV07	14NOV07
7600	S-UP	Install SW Turret Brick Columns @ 12th Floor	ART	8	13NOV07	22NOV07
5873	S-UP	Flashing @ NE Corner Column Bases 12th	F-JA	4	15NOV07	20NOV07
5875	S-UP	Install TC Column Bases @ NW Turret	EUGM	2	15NOV07	16NOV07
5874	S-UP	Flashing @ SE Corner Column Bases 12th	F-JA	4	21NOV07	27NOV07
5876	S-UP	Install TC Column Bases @ NE Turret	EUGM	2	21NOV07	22NOV07
7601	S-UP	Install NW Turret Brick Columns @ 12th	ART	8	23NOV07	05DEC07
5877	S-UP	Install TC Column Bases @ SE Turret	EUGM	2	28NOV07	29NOV07
7602	S-UP	Install NE Turret Brick Columns @ 12th Floor	ART	8	06DEC07	17DEC07
3000	S-UP	Install W Column Capitals @ 12th Floor	EUGM	3	14DEC07	18DEC07
690	S-UP	Tuckpoint 11th Floor South Tower	RC	20	17DEC07	19FEB08
7603	S-UP	Install SE Turret Brick Columns @ 12th Floor	ART	8	18DEC07	04FEB08
3001	S-UP	Install W TC Jack Arches @ 12th Floor	EUGM	7	19DEC07	04FEB08
3002	S-UP	Install N Column Capitals @ 12th Floor	EUGM	3	19DEC07	21DEC07
3003	S-UP	Install E Column Capitals @ 12th Floor	EUGM	3	26DEC07	28DEC07
3004	S-UP	Install S Column Capitals @ 12th Floor	EUGM	3	05FEB08	07FEB08
3005	S-UP	Install N TC Jack Arches @ 12th Floor	EUGM	7	05FEB08	13FEB08
5880	S-UP	Flashing @ W Column Capitals & Jack	F-JA	3	05FEB08	07FEB08
3060	S-UP	Install W Large Lion Heads	EUGM	2	08FEB08	11FEB08
2740	S-UP	Install W Exterior Brick Band @ 12th Floor	ART	5	12FEB08	18FEB08
3006	S-UP	Install E TC Jack Arches @ 12th Floor	EUGM	7	14FEB08	22FEB08
5881	S-UP	Flashing @ N Column Capitals & Jack Arches	F-JA	3	14FEB08	18FEB08
980	S-UP	Install W TC Small Lion Head Cornice @ 13th	EUGM	6	19FEB08	29FEB08
3061	S-UP	Install N Large Lion Heads	EUGM	2	19FEB08	20FEB08
970	S-UP	Flashing @ W Small Lion Head Cornice	F-JA	3	20FEB08	27FEB08
2742	S-UP	Install N Exterior Brick Band @ 12th Floor	ART	5	21FEB08	27FEB08

2007  
 A M J J A S O N D J F M A M J J A S O N  
 Install TC SW Corners @ 11th Floor  
 Install TC NW Corner @ 11th Floor  
 Install TC NE Corner @ 11th Floor  
 Install TC SE Corner @ 11th Floor  
 Flagpole Repairs  
 Install Copper @ Dome  
 Install Copper @ Spire  
 Install Copper @ Lantern  
 Install TC Sides @ 11th Floor  
 Install TC Rail & Wainscot Sides @ 12th Floor  
 Install TC SW Corner Rail @ 12th Floor  
 Install TC NW Corner Rail @ 12th Floor  
 Flashing @ SW Corner Column Bases 12th Fir  
 Install TC NE Corner Rail @ 12th Floor  
 Install TC SE Corner Rail @ 12th Floor  
 Install TC Column Bases @ SW Turret  
 Flashing @ NW Corner Column Bases 12th Fir  
 Install SW Turret Brick Columns @ 12th Floor  
 Flashing @ NE Corner Column Bases 12th Fir  
 Install TC Column Bases @ NW Turret  
 Flashing @ SE Corner Column Bases 12th Fir  
 Install TC Column Bases @ NE Turret  
 Install NW Turret Brick Columns @ 12th Floor  
 Install TC Column Bases @ SE Turret  
 Install NE Turret Brick Columns @ 12th Floor  
 Install W Column Capitals @ 12th Floor  
 Tuckpoint 11th Floor South Tower  
 Install SE Turret Brick Columns @ 12th Floor  
 Install W TC Jack Arches @ 12th Floor  
 Install N Column Capitals @ 12th Floor  
 Install E Column Capitals @ 12th Floor  
 Install S Column Capitals @ 12th Floor  
 Install N TC Jack Arches @ 12th Floor  
 Flashing @ W Column Capitals & Jack Arches  
 Install W Large Lion Heads  
 Install W Exterior Brick Band @ 12th Floor  
 Install E TC Jack Arches @ 12th Floor  
 Flashing @ N Column Capitals & Jack Arches  
 Install W TC Small Lion Head Cornice @ 13th Fir  
 Install N Large Lion Heads  
 Flashing @ W Small Lion Head Cornice  
 Install N Exterior Brick Band @ 12th Floor

Activity ID	AREA	Activity Description	RESP	Rem Dur	Early Start	Early Finish
2840	S-UP	Install Brick @ W Clock Gable	ART	20	25FEB08	21MAR08
3007	S-UP	Install S TC Jack Arches @ 12th Floor	EUGM	7	25FEB08	04MAR08
5882	S-UP	Flashing @ E Column Capitals & Jack Arches	FJA	3	25FEB08	27FEB08
2830	S-UP	Install TC @ W Clock Gable Lower	EUGM	5	27FEB08	04MAR08
981	S-UP	Install N TC Small Lion Head Cornice @ 13th Flr	EUGM	6	28FEB08	06MAR08
3062	S-UP	Install E Large Lion Heads	EUGM	2	28FEB08	29FEB08
971	S-UP	Flashing @ N Small Lion Head Cornice	FJA	3	29FEB08	04MAR08
2743	S-UP	Install E Exterior Brick Band @ 12th Floor	ART	5	03MAR08	07MAR08
2660	S-UP	Flashing @ W Clock Gable Lower	FJA	3	05MAR08	07MAR08
5983	S-UP	Flashing @ S Column Capitals & Jack Arches	FJA	3	05MAR08	07MAR08
2831	S-UP	Install TC @ N Clock Gable Lower	EUGM	5	07MAR08	13MAR08
982	S-UP	Install E TC Small Lion Head Cornice @ 13th	EUGM	6	10MAR08	17MAR08
2834	S-UP	Install TC @ W Clock Gable Crest	EUGM	15	10MAR08	26MAR08
3063	S-UP	Install s Large Lion Heads	EUGM	2	10MAR08	11MAR08
972	S-UP	Flashing @ E Small Lion Head Cornice	FJA	3	11MAR08	13MAR08
2664	S-UP	Flashing @ W Clock Gable Crest	FJA	5	12MAR08	18MAR08
2744	S-UP	Install S Exterior Brick Band @ 12th Floor	ART	5	12MAR08	18MAR08
2661	S-UP	Flashing @ N Clock Gable Lower	FJA	3	14MAR08	18MAR08
2832	S-UP	Install TC @ E Clock Gable Lower	EUGM	5	18MAR08	24MAR08
983	S-UP	Install S TC Small Lion Head Cornice @ 13th	EUGM	6	19MAR08	26MAR08
2741	S-UP	Install Interior Brick Band @ 12th Floor	ART	12	19MAR08	03APR08
973	S-UP	Flashing @ S Small Lion Head Cornice	FJA	3	20MAR08	24MAR08
2841	S-UP	Install Brick @ N Clock Gable	ART	5	24MAR08	28MAR08
2662	S-UP	Flashing @ E Clock Gable Lower	FJA	3	25MAR08	27MAR08
2833	S-UP	Install TC @ S Clock Gable Lower	EUGM	5	27MAR08	02APR08
2835	S-UP	Install TC @ N Clock Gable Crest	EUGM	15	31MAR08	16APR08
2842	S-UP	Install Brick @ E Clock Gable	ART	5	31MAR08	04APR08
2665	S-UP	Flashing @ N Clock Gable Crest	FJA	5	02APR08	08APR08
2663	S-UP	Flashing @ S Clock Gable Lower	FJA	3	03APR08	07APR08
2843	S-UP	Install Brick @ S Clock Gable	ART	5	07APR08	11APR08
7310	S-UP	Install Brick @ SW Turrets 13th Flr	ART	2	14APR08	15APR08
6080	S-UP	Flashing @ SW Turret 13th Flr	FJA	2	16APR08	17APR08
7311	S-UP	Install Brick @ NW Turrets 13th Flr	ART	2	16APR08	17APR08
2680	S-UP	Install Terra Cotta @ SW Turret	EUGM	5	16APR08	24APR08
6081	S-UP	Flashing @ NW Turret 13th Flr	FJA	2	18APR08	21APR08
7312	S-UP	Install Brick @ NE Turrets 13th Flr	ART	2	18APR08	21APR08
2836	S-UP	Install TC @ E Clock Gable Crest	EUGM	15	21APR08	09MAY08
6082	S-UP	Flashing @ NE Turret 13th Flr	FJA	2	22APR08	23APR08
7313	S-UP	Install Brick @ SE Turrets 13th Flr	ART	2	22APR08	23APR08
2666	S-UP	Flashing @ E Clock Gable Crest	FJA	5	23APR08	29APR08
6083	S-UP	Flashing @ SE Turret 13th Flr	FJA	2	24APR08	25APR08
2620	S-UP	Install SW Copper Turret	FJA	5	25APR08	01MAY08

■ Install Brick @ W Clock Gable  
 ■ Install S TC Jack Arches @ 12th Floor  
 ■ Flashing @ E Column Capitals & Jack Arches  
 ■ Install TC @ W Clock Gable Lower  
 ■ Install N TC Small Lion Head Cornice @ 13th Flr  
 ■ Install E Large Lion Heads  
 ■ Flashing @ N Small Lion Head Cornice  
 ■ Install E Exterior Brick Band @ 12th Floor  
 ■ Flashing @ W Clock Gable Lower  
 ■ Flashing @ S Column Capitals & Jack Arches  
 ■ Install TC @ N Clock Gable Lower  
 ■ Install E TC Small Lion Head Cornice @ 13th Flr  
 ■ Install TC @ W Clock Gable Crest  
 ■ Install s Large Lion Heads  
 ■ Flashing @ E Small Lion Head Cornice  
 ■ Flashing @ W Clock Gable Crest  
 ■ Install S Exterior Brick Band @ 12th Floor  
 ■ Flashing @ N Clock Gable Lower  
 ■ Install TC @ E Clock Gable Lower  
 ■ Install S TC Small Lion Head Cornice @ 13th F  
 ■ Install Interior Brick Band @ 12th Floor  
 ■ Flashing @ S Small Lion Head Cornice  
 ■ Install Brick @ N Clock Gable  
 ■ Flashing @ E Clock Gable Lower  
 ■ Install TC @ S Clock Gable Lower  
 ■ Install TC @ N Clock Gable Crest  
 ■ Install Brick @ E Clock Gable  
 ■ Flashing @ N Clock Gable Crest  
 ■ Flashing @ S Clock Gable Lower  
 ■ Install Brick @ S Clock Gable  
 ■ Install Brick @ SW Turrets 13th Flr  
 ■ Flashing @ SW Turret 13th Flr  
 ■ Install Brick @ NW Turrets 13th Flr  
 ■ Install Terra Cotta @ SW Turret  
 ■ Flashing @ NW Turret 13th Flr  
 ■ Install Brick @ NE Turrets 13th Flr  
 ■ Install TC @ E Clock Gable Crest  
 ■ Flashing @ NE Turret 13th Flr  
 ■ Install Brick @ SE Turrets 13th Flr  
 ■ Flashing @ E Clock Gable Crest  
 ■ Flashing @ SE Turret 13th Flr  
 ■ Install SW Copper Turret

Activity ID	AREA	Activity Description	RESP	Rem Dur	Early Start	Early Finish
2691	S-UP	Install Terra Cotta @ NW Turret	EUGM	5	25APR08	01MAY08
2621	S-UP	Install NW Copper Turret	FJA	5	02MAY08	08MAY08
2692	S-UP	Install Terra Cotta @ NE Turret	EUGM	5	02MAY08	08MAY08
2622	S-UP	Install NE Copper Turret	FJA	5	09MAY08	15MAY08
2693	S-UP	Install Terra Cotta @ SE Turret	EUGM	5	09MAY08	15MAY08
2837	S-UP	Install TC @ S Clock Gable Crest	EUGM	15	12MAY08	02JUN08
2667	S-UP	Flashing @ S Clock Gable Crest	FJA	5	14MAY08	20MAY08
2623	S-UP	Install SE Copper Turret	FJA	5	16MAY08	22MAY08
1090	S-UP	Final Cleaning @ South Tower	MASO	5	03JUN08	09JUN08
1040	S-UP	Install Clock	LEE	25	10JUN08	15JUL08
1050	S-UP	Seal @ Clock	LEE	4	16JUL08	21JUL08
1060	S-UP	Lighting @ Clock	PEER	5	22JUL08	28JUL08
1130	S-UP	Inspect South Tower	E/A	3	29JUL08	31JUL08
1140	S-UP	Punch List @ South Tower Upper	JPC	10	01AUG08	14AUG08
1150	S-UP	Punch List Acceptance	E/A	5	15AUG08	21AUG08
1160	S-UP	Peer Review @ South Tower Upper	E/A	3	22AUG08	26AUG08
1180	S-UP	Remove Exterior Scaffold 10th Floor & Up	SAFW	25	27AUG08	01OCT08
1190	S-UP	Remove Interior Scaffold @ South Tower	SAFW	14	27AUG08	16SEP08
2940	S-UP	Repair Scaffold Holes	ART	25	27AUG08	01OCT08
7430	S-UP	Remove Roof @ 11th & 12th Fir	FJA	4	17SEP08	22SEP08
7440	S-UP	Roof & Flash @ 11th & 12th Fir	FJA	15	23SEP08	13OCT08
1200	S-UP	Remove 10th Floor Steel	JPC	6	02OCT08	09OCT08
1210	S-UP	Remove 10th Fir Roof	FJA	2	14OCT08	15OCT08
1230	S-UP	Replace Shed Siding & Drs & Roof @ 10th Fir	JPC	5	16OCT08	22OCT08
1220	S-UP	Roof & Flash 10th Floor	FJA	15	23OCT08	12NOV08
1270	S-UP	Paint Shed @ 10th Fir Roof	MASO	3	13NOV08	17NOV08

Activity ID	AREA	Activity Description	RESP	Rem Dur	Early Start	Early Finish
714	S-LW	Install Condition Survey Brick 9 & 10 North ST	ART	5	14MAY07	18MAY07
4770	S-LW	Install Membrane & New Flashing @ 10th Fir	ROBR	30	14MAY07	25JUN07
4910	S-LW	Remove TC Sills & Capitals @ 8th Fir	JPC	18	14MAY07	07JUN07
702	S-LW	Tuckpoint 9 & 10 North Elev. South Tower	RC	5	21MAY07	26MAY07
715	S-LW	Install Condition Survey Brick 10th Corners	ART	5	21MAY07	26MAY07
703	S-LW	Tuckpoint 10th Floor Corners South Tower	RC	5	29MAY07	04JUN07
4880	S-LW	Remove TC Cornice & Wainscot @ 8th Fir	JPC	10	08JUN07	21JUN07
709	S-LW	Install Condition Survey Brick @ 6th Floor ST	ART	5	19JUN07	25JUN07
4620	S-LW	Temp Waterproof Sills & Wainscot @ 8th Fir	ROBR	18	22JUN07	18JUL07
695	S-LW	Tuckpoint 6th Floor South Tower	RC	5	26JUN07	02JUL07
1074	S-LW	Remove & Install Windows @ 6th Floor South Tower	COOK	5	17JUL07	23JUL07
711	S-LW	Install Condition Survey Brick @ 5th Floor ST	ART	5	18JUL07	24JUL07
3100	S-LW	Remove TC Sills @ 7th Fir	JPC	10	19JUL07	01AUG07
696	S-LW	Tuckpoint 5th Floor South Tower	RC	5	25JUL07	31JUL07
4780	S-LW	Install SS Pins @ 10th Fir Sills	JPC	10	25JUL07	07AUG07

**South Tower Below 10th Floor**

Install Terra Cotta @ NW Turret  
 Install NW Copper Turret  
 Install Terra Cotta @ NE Turret  
 Install NE Copper Turret  
 Install Terra Cotta @ SE Turret  
 Install TC @ S Clock Gable Crest  
 Flashing @ S Clock Gable Crest  
 Install SE Copper Turret  
 Final Cleaning @ South Tower  
 Install Clock  
 Seal @ Clock  
 Lighting @ Clock  
 Inspect South Tower  
 Punch List @ South Tower Upper  
 Punch List Acceptance  
 Peer Review @ South Tower Upper  
 Remove Exterior Scaffold 10th Floor & Up  
 Remove Interior Scaffold @ South Tower  
 Repair Scaffold Holes  
 Remove Roof @ 11th & 12th Fir  
 Roof & Flash @ 11th & 12th Fir  
 Remove 10th Floor Steel  
 Remove 10th Fir Roof  
 Replace Shed Siding & Drs & Roof @ 10th Fir  
 Roof & Flash 10th Floor  
 Paint Shed @ 10th Fir Roof

Install Condition Survey Brick 9 & 10 North ST  
 Install Membrane & New Flashing @ 10th Fir  
 Remove TC Sills & Capitals @ 8th Fir  
 Tuckpoint 9 & 10 North Elev. South Tower  
 Install Condition Survey Brick 10th Corners  
 Tuckpoint 10th Floor Corners South Tower  
 Remove TC Cornice & Wainscot @ 8th Fir  
 Install Condition Survey Brick @ 6th Floor ST  
 Temp Waterproof Sills & Wainscot @ 8th Fir  
 Tuckpoint 6th Floor South Tower  
 Remove & Install Windows @ 6th Floor South Tower  
 Install Condition Survey Brick @ 5th Floor ST  
 Remove TC Sills @ 7th Fir  
 Tuckpoint 5th Floor South Tower  
 Install SS Pins @ 10th Fir Sills



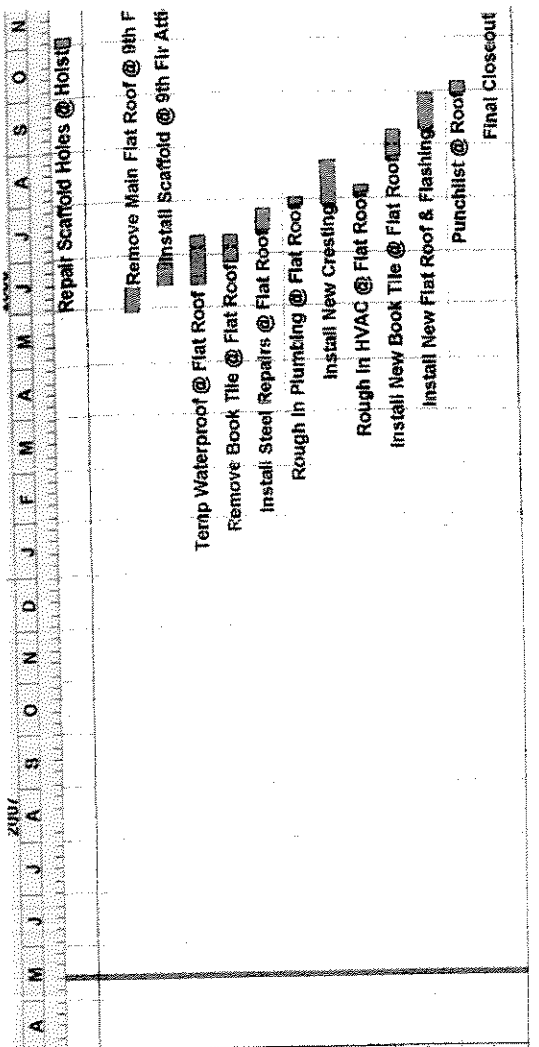
Activity ID	AREA	Activity Description	RESP	Rem Dur	Early Start	Early Finish
4820	S-LW	Solder Thimbles @ 10th Fir Sills	ROBR	35	25JUL07	12SEP07
3160	S-LW	Remove TC Balustrade Rails @ 3rd Fir	JPC	6	02AUG07	09AUG07
3310	S-LW	Temp Waterproof Sills @ 7th Fir	ROBR	10	02AUG07	15AUG07
1075	S-LW	Remove & Install Windows @ 5th Floor South Tower	COOK	5	14AUG07	20AUG07
712	S-LW	Install Condition Survey Brick @ 4th Floor ST	ART	5	15AUG07	21AUG07
697	S-LW	Tuckpoint 4th Floor South Tower	RC	5	22AUG07	28AUG07
7424	S-LW	Paint Windows 6th Floor South Tower	MASO	5	28AUG07	04SEP07
4790	S-LW	Install TC Sill Units @ 10th Fir Sill	JPC	35	10SEP07	26OCT07
1870	S-LW	Remove & Install Windows @ 4th Floor South Tower	COOK	5	12SEP07	18SEP07
713	S-LW	Install Condition Survey Brick @ 3rd Floor ST	ART	5	13SEP07	19SEP07
698	S-LW	Tuckpoint 3rd Floor South Tower	RC	5	20SEP07	26SEP07
7425	S-LW	Paint Windows 5th Floor South Tower	MASO	5	26SEP07	02OCT07
7426	S-LW	Paint Windows 4th Floor South Tower	MASO	5	24OCT07	30OCT07
3170	S-LW	Remove & Install Sandstone Cornice @ 2nd Floor	JPC	30	25OCT07	08DEC07
5190	S-LW	Complete 10th Floor Sills ST	JPC	1	29OCT07	29OCT07
705	S-LW	Install Condition Survey Brick @ 10th Floor	ART	5	02NOV07	08NOV07
691	S-LW	Tuckpoint 10th Floor South Tower	RC	5	09NOV07	15NOV07
706	S-LW	Install Condition Survey Brick @ 9th Upper	ART	5	09NOV07	15NOV07
4850	S-LW	Install New TC Soffit @ 9th Fir	JPC	10	12NOV07	23NOV07
704	S-LW	Tuckpoint 9th Floor Upper South Tower	RC	5	16NOV07	22NOV07
716	S-LW	Install Condition Survey Brick @ 8th Lower	ART	5	16NOV07	22NOV07
692	S-LW	Tuckpoint 9th Floor Lower South Tower	RC	5	23NOV07	30NOV07
707	S-LW	Install Condition Survey Brick @ 8th Floor ST	ART	5	23NOV07	30NOV07
4860	S-LW	Install New TC Band Course @ 9th Fir	JPC	10	27NOV07	10DEC07
693	S-LW	Tuckpoint 8th Floor South Tower	RC	5	03DEC07	07DEC07
708	S-LW	Install Condition Survey Brick @ 7th Floor ST	ART	5	03DEC07	07DEC07
694	S-LW	Tuckpoint 7th Floor South Tower	RC	5	10DEC07	14DEC07
1070	S-LW	Remove & Install Windows Upper 9th South Tower	COOK	30	10DEC07	28FEB08
5360	S-LW	Install New TC Soffit @ 9th Fir Transom	JPC	10	11DEC07	26DEC07
7060	S-LW	Complete 9th Floor Soffits & Band Course	JPC	1	27DEC07	27DEC07
4900	S-LW	Install TC Sill Base @ 8th Fir	JPC	8	28DEC07	12FEB08
4800	S-LW	Install Bronze Railing @ 10th Fir Sill	CUST	10	04FEB08	15FEB08
4920	S-LW	Install Flashing @ 8th Fir Sills	ROBR	5	05FEB08	11FEB08
4940	S-LW	Install SS Pins @ 8th Fir Sills	JPC	5	07FEB08	13FEB08
7040	S-LW	Solder Thimbles @ 8th Fir Sills	ROBR	5	07FEB08	13FEB08
4950	S-LW	Install TC Sills @ 8th Fir	JPC	12	13FEB08	28FEB08
3070	S-LW	Install Brick @ 8th Fir Columns	ART	6	15FEB08	22FEB08
1071	S-LW	Remove & Install Windows Lower 9th South Tower	COOK	5	27FEB08	04MAR08
7420	S-LW	Paint Windows Upper 9th Floor South Tower	MASO	35	27FEB08	15APR08
5890	S-LW	Install TC @ 8th Fir Columns	JPC	5	29FEB08	06MAR08
1072	S-LW	Remove & Install Windows @ 8th Floor South Tower	COOK	5	05MAR08	11MAR08
4960	S-LW	Install Balcony Rail & Wainscot @ 8th Fir	JPC	33	07MAR08	22APR08

Activity ID	AREA	Activity Description	RESP	Rem Dur	Early Start	Early Finish
4820	S-LW	Solder Thimbles @ 10th Fir Sills	ROBR	35	25JUL07	12SEP07
3160	S-LW	Remove TC Balustrade Rails @ 3rd Fir	JPC	6	02AUG07	09AUG07
3310	S-LW	Temp Waterproof Sills @ 7th Fir	ROBR	10	02AUG07	15AUG07
1075	S-LW	Remove & Install Windows @ 5th Floor South Tower	COOK	5	14AUG07	20AUG07
712	S-LW	Install Condition Survey Brick @ 4th Floor ST	ART	5	15AUG07	21AUG07
697	S-LW	Tuckpoint 4th Floor South Tower	RC	5	22AUG07	28AUG07
7424	S-LW	Paint Windows 6th Floor South Tower	MASO	5	28AUG07	04SEP07
4790	S-LW	Install TC Sill Units @ 10th Fir Sill	JPC	35	10SEP07	26OCT07
1870	S-LW	Remove & Install Windows @ 4th Floor South Tower	COOK	5	12SEP07	18SEP07
713	S-LW	Install Condition Survey Brick @ 3rd Floor ST	ART	5	13SEP07	19SEP07
698	S-LW	Tuckpoint 3rd Floor South Tower	RC	5	20SEP07	26SEP07
7425	S-LW	Paint Windows 5th Floor South Tower	MASO	5	26SEP07	02OCT07
7426	S-LW	Paint Windows 4th Floor South Tower	MASO	5	24OCT07	30OCT07
3170	S-LW	Remove & Install Sandstone Cornice @ 2nd Floor	JPC	30	25OCT07	08DEC07
5190	S-LW	Complete 10th Floor Sills ST	JPC	1	29OCT07	29OCT07
705	S-LW	Install Condition Survey Brick @ 10th Floor	ART	5	02NOV07	08NOV07
691	S-LW	Tuckpoint 10th Floor South Tower	RC	5	09NOV07	15NOV07
706	S-LW	Install Condition Survey Brick @ 9th Upper	ART	5	09NOV07	15NOV07
4850	S-LW	Install New TC Soffit @ 9th Fir	JPC	10	12NOV07	23NOV07
704	S-LW	Tuckpoint 9th Floor Upper South Tower	RC	5	16NOV07	22NOV07
716	S-LW	Install Condition Survey Brick @ 8th Lower	ART	5	16NOV07	22NOV07
692	S-LW	Tuckpoint 9th Floor Lower South Tower	RC	5	23NOV07	30NOV07
707	S-LW	Install Condition Survey Brick @ 8th Floor ST	ART	5	23NOV07	30NOV07
4860	S-LW	Install New TC Band Course @ 9th Fir	JPC	10	27NOV07	10DEC07
693	S-LW	Tuckpoint 8th Floor South Tower	RC	5	03DEC07	07DEC07
708	S-LW	Install Condition Survey Brick @ 7th Floor ST	ART	5	03DEC07	07DEC07
694	S-LW	Tuckpoint 7th Floor South Tower	RC	5	10DEC07	14DEC07
1070	S-LW	Remove & Install Windows Upper 9th South Tower	COOK	30	10DEC07	28FEB08
5360	S-LW	Install New TC Soffit @ 9th Fir Transom	JPC	10	11DEC07	26DEC07
7060	S-LW	Complete 9th Floor Soffits & Band Course	JPC	1	27DEC07	27DEC07
4900	S-LW	Install TC Sill Base @ 8th Fir	JPC	8	28DEC07	12FEB08
4800	S-LW	Install Bronze Railing @ 10th Fir Sill	CUST	10	04FEB08	15FEB08
4920	S-LW	Install Flashing @ 8th Fir Sills	ROBR	5	05FEB08	11FEB08
4940	S-LW	Install SS Pins @ 8th Fir Sills	JPC	5	07FEB08	13FEB08
7040	S-LW	Solder Thimbles @ 8th Fir Sills	ROBR	5	07FEB08	13FEB08
4950	S-LW	Install TC Sills @ 8th Fir	JPC	12	13FEB08	28FEB08
3070	S-LW	Install Brick @ 8th Fir Columns	ART	6	15FEB08	22FEB08
1071	S-LW	Remove & Install Windows Lower 9th South Tower	COOK	5	27FEB08	04MAR08
7420	S-LW	Paint Windows Upper 9th Floor South Tower	MASO	35	27FEB08	15APR08
5890	S-LW	Install TC @ 8th Fir Columns	JPC	5	29FEB08	06MAR08
1072	S-LW	Remove & Install Windows @ 8th Floor South Tower	COOK	5	05MAR08	11MAR08
4960	S-LW	Install Balcony Rail & Wainscot @ 8th Fir	JPC	33	07MAR08	22APR08

Activity ID	AREA	Activity Description	RESP	Rem Dur	Early Start	Early Finish
1073	S-LW	Remove & Install Windows @ 7th Floor South Tower	COOK	5	12MAR08	18MAR08
3110	S-LW	Flashing @ 7th Fir Sills	ROBR	10	03APR08	16APR08
5030	S-LW	Install SS Pins @ Sills 7th Fir	JFC	8	07APR08	16APR08
5590	S-LW	Solder Thimbles @ 7th Fir Sills	ROBR	8	07APR08	16APR08
3180	S-LW	Remove & Install Sandstone @ Dutchman	JFC	30	09APR08	19MAY08
7421	S-LW	Paint Windows Lower 9th Floor South Tower	MASO	5	16APR08	22APR08
7070	S-LW	Complete 8th Floor Terra Cotta	JFC	1	23APR08	23APR08
7422	S-LW	Paint Windows 8th Floor South Tower	MASO	5	23APR08	29APR08
3120	S-LW	Install TC Sills @ 7th Fir	JFC	7	24APR08	02MAY08
3130	S-LW	Install Brick & TC Columns @ 7th Fir	ART	4	28APR08	01MAY08
7423	S-LW	Paint Windows 7th Floor South Tower	MASO	5	30APR08	06MAY08
3140	S-LW	Install TC Soffits @ 7th Fir Windows	JFC	4	05MAY08	08MAY08
3030	S-LW	Remove Brick Band/Fireze @ 8th Fir	ART	10	09MAY08	22MAY08
3150	S-LW	Install Mechanical Louvers @ South Tower	ART	6	09MAY08	16MAY08
5060	S-LW	Remove Brick @ 3rd Floor	ART	2	09MAY08	12MAY08
7080	S-LW	Complete 7th Floor Sills, Columns & Capitals	JFC	1	09MAY08	09MAY08
5070	S-LW	Flashing @ 3rd Fir Ballustrades	ROBR	4	13MAY08	16MAY08
5050	S-LW	Paint Mech Louvers @ South Tower Lower	MASO	6	19MAY08	27MAY08
5080	S-LW	Install Brick @ 3rd Fir Ballustrades	ART	4	19MAY08	22MAY08
699	S-LW	Tuckpoint 2nd Floor South Tower	RC	5	20MAY08	27MAY08
3040	S-LW	Install Brick Band @ 8th Fir	ART	10	23MAY08	06JUN08
5190	S-LW	Install SS Pins @ 3rd Fir Ballustrades	JFC	4	23MAY08	29MAY08
5780	S-LW	Solder Thimbles @ 3rd Fir Ballustrades	ROBR	4	30MAY08	04JUN08
5100	S-LW	Install TC @ 3rd Fir Ballustrades	JFC	10	05JUN08	18JUN08
701	S-LW	Tuckpoint 1st Floor South Tower	RC	5	18JUN08	24JUN08
7090	S-LW	Complete 3rd Floor Ballustrades	JFC	1	19JUN08	19JUN08
1077	S-LW	Remove & Install Windows @ 3rd Floor	COOK	5	24JUN08	30JUN08
7427	S-LW	Paint Windows 3rd Floor South Tower	MASO	5	01JUL08	08JUL08
3190	S-LW	Retool Sandstone @ South Tower	JFC	36	02JUL08	21AUG08
1078	S-LW	Remove & Install Windows @ 2nd Floor	COOK	5	23JUL08	29JUL08
7428	S-LW	Paint Windows 2nd Floor South Tower	MASO	5	30JUL08	05AUG08
1079	S-LW	Remove & Install Windows @ 1st Floor South	COOK	5	20AUG08	26AUG08
7429	S-LW	Paint Windows 1st Floor South Tower	MASO	5	27AUG08	03SEP08
3200	S-LW	Final Cleaning @ South Tower Lower	MASO	10	04SEP08	17SEP08
1100	S-LW	Window Washing	JFC	6	18SEP08	24SEP08
3210	S-LW	Inspect South Tower Lower	E/A	3	25SEP08	29SEP08
3220	S-LW	Punch List @ South Tower Lower	E/A	10	30SEP08	13OCT08
3230	S-LW	Punch List Acceptance @ South Tower Lower	E/A	10	14OCT08	27OCT08
3260	S-LW	Repair Scaffold Holes	ART	23	14OCT08	13NOV08*
3480	S-LW	Remove Scaffold Except Hoist Bay @ Lower	SAFW	23	14OCT08	13NOV08*
3240	S-LW	Peer Review @ South Tower Lower	E/A	3	28OCT08	30OCT08
3250	S-LW	Remove Hoist Scaffold @ South Tower Lower	SAFW	3	31OCT08	04NOV08

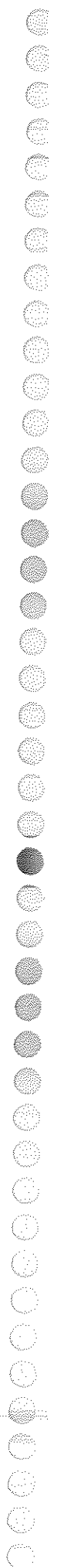
A M J J A S O N D J F M A M J J A S O N  
 Remove & Install Windows @ 7th Floor South Tower  
 Flashing @ 7th Fir Sills  
 Install SS Pins @ Sills 7th Fir  
 Solder Thimbles @ 7th Fir Sills  
 Remove & Install Sandstone @ Dutchman  
 Paint Windows Lower 9th Floor South Tower  
 Complete 8th Floor Terra Cotta  
 Paint Windows 8th Floor South Tower  
 Install TC Sills @ 7th Fir  
 Install Brick & TC Columns @ 7th Fir  
 Paint Windows 7th Floor South Tower  
 Install TC Soffits @ 7th Fir Windows  
 Remove Brick Band/Fireze @ 8th Fir  
 Install Mechanical Louvers @ South Tower  
 Remove Brick @ 3rd Floor  
 Complete 7th Floor Sills, Columns & Capitals  
 Flashing @ 3rd Fir Ballustrades  
 Paint Mech Louvers @ South Tower Lower  
 Install Brick @ 3rd Fir Ballustrades  
 Tuckpoint 2nd Floor South Tower  
 Install Brick Band @ 8th Fir  
 Install SS Pins @ 3rd Fir Ballustrades  
 Solder Thimbles @ 3rd Fir Ballustrades  
 Install TC @ 3rd Fir Ballustrades  
 Tuckpoint 1st Floor South Tower  
 Complete 3rd Floor Ballustrades  
 Remove & Install Windows @ 3rd Floor  
 Paint Windows 3rd Floor South Tower  
 Retool Sandstone @ South Tower  
 Remove & Install Windows @ 2nd Floor  
 Paint Windows 2nd Floor South Tower  
 Remove & Install Windows @ 1st Floor South  
 Paint Windows 1st Floor South Tower  
 Final Cleaning @ South Tower Lower  
 Window Washing  
 Inspect South Tower Lower  
 Punch List @ South Tower Lower  
 Punch List Acceptance @ South Tower Lower  
 Repair Scaffold Holes  
 Remove Scaffold Except Hoist Bay @ Lower ST  
 Peer Review @ South Tower Lower  
 Remove Hoist Scaffold @ South Tower Lower

Activity ID	AREA	Activity Description	RESP	Rem Dur	Early Start	Early Finish
3490	S-LW	Repair Scaffold Holes @ Holist	SAFW	3	31OCT08	04NOV08
<b>Main Flat Roof</b>						
5110	ROOF	Remove Main Flat Roof @ 9th Fir	ROBR	10	30MAY08	12JUN08
5130	ROOF	Install Scaffold @ 9th Fir Attic	SAFW	10	13JUN08	26JUN08
5320	ROOF	Temp Waterproof @ Flat Roof	ROBR	20	13JUN08	11JUL08
5140	ROOF	Remove Book Tile @ Flat Roof	WSTR	10	27JUN08	11JUL08
5310	ROOF	Install Steel Repairs @ Flat Roof	JPC	10	14JUL08	25JUL08
5150	ROOF	Rough in Plumbing @ Flat Roof	GRUN	5	28JUL08	01AUG08
5350	ROOF	Install New Cresting	FJA	20	28JUL08	22AUG08
5160	ROOF	Rough in HVAC @ Flat Roof	ART	5	04AUG08	08AUG08
5340	ROOF	Install New Book Tile @ Flat Roof	WSTR	10	25AUG08	08SEP08
5330	ROOF	Install New Flat Roof & Flashing	ROBR	15	08SEP08	29SEP08
5370	ROOF	Punchlist @ Roof	E/A	5	30SEP08	06OCT08
6000	ROOF	Final Closeout	JPC	1	14NOV08	14NOV08*





*Appendix C – Budget Evolution / Funding History*



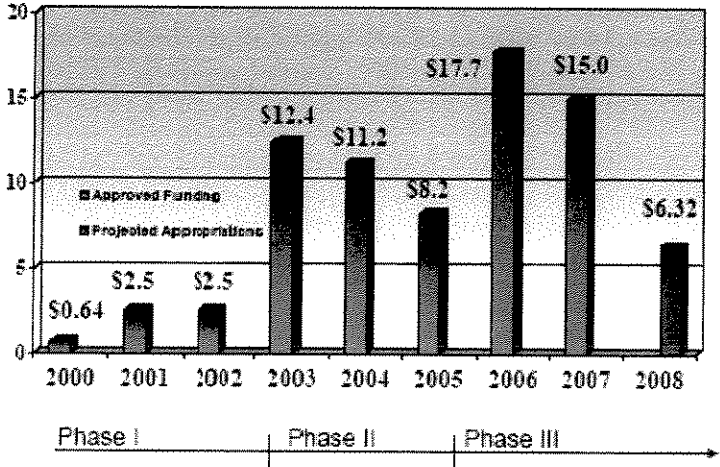
## ***BUDGET EVOLUTION/FUNDING HISTORY***

The development of the total approved project budget of \$76,454,169 comprises three (3) distinct phases of funding, as follows:

- **Phase I**  
A special account known as “City Hall Restoration Program” was created in Budget Year 2000 to maintain the structural integrity, prevent further deterioration and maintain City Hall’s visual appearance. This program was established with a multiple year funding strategy to replace roof components, repair fire escapes, tuck-point the building, replace clock faces, provide other repairs necessary to protect the building’s envelope from the elements, and to provide investigations and reports to determine the extent and cost to provide a more comprehensive restoration of City Hall. Of the \$640,000 approved in 2000, and the \$2,500,000 approved in both 2001 and 2002 for these purposes, a total of \$1,904,143 was expended on this work.
- **Phase II**  
Of the additional appropriations for the “City Hall Restoration Program” in budget years 2003 (\$12,400,000), 2004 (\$11,200,000) and 2004 (\$8,200,000), a total of \$4,555,853 was expended or encumbered. The work covered by this phase includes costs for architectural/engineering services, tower stabilization/netting, DPW labor costs and other administrative costs.
- **Phase III**  
Based upon the conclusions of the engineering reports carried out in the Phase I period of 2000 to 2003, the City Hall restoration project cost was estimated to be \$44 Million in budget year 2003. Additional detailed studies carried out in the Phase II period of 2003 to 2005 resulted in a revised estimated cost of \$43.5 Million in budget year 2005.

However, as a result of the substantially higher than expected bids received in early 2005, the revised estimated total project cost was determined to be \$76,454,169 or \$70,000,000 in addition to the \$6,459,607 expended or encumbered during Phases I and II of the Project. Cash flow projections indicate that future appropriations of \$15.0 Million in 2007 and \$6.32 Million in 2008 will be required to complete the project in addition to the approved appropriations as noted in the chart below:

Restoration Program  
Capital Funding Appropriations  
\$76,460,000



*Appendix D – Partnering Project Goals*



## ***PARTNERING PROJECT GOALS***

A Partnering session was held with the Contractor, architect, Engineer, Public Works, Monitor, and Wisconsin Regional Training Partnership, the Milwaukee Urban League, BIG STEP, and other interested stakeholders. Those present developed a Mission Statement to guide their actions from project launch through its scheduled completion in 2008.

In addition to the Mission Statement, several project goals were agreed to by all:

- Have a safe project with zero lost time accidents.
- World-class quality and historic restoration.
- Complete project on time and under budget in a manner that is profitable for all.
- Meet or exceed City's diversity goals.
- Maintain a great level of open respectful communication and teamwork.
- Determine and meet all expectations of the stakeholders involved.
- Maintain good public relations.

This report and the following data will focus on efforts of the Construction Team in meetings and the contractual participation program provisions and introduce those volunteer efforts underway that address the spirit of diversity and community inclusion.

