



REFRESH MILWAUKEE: 1ST ANNUAL PROGRESS REPORT

DECEMBER 2014

Matt Howard, Sustainability Director

ReFresh Milwaukee



- ReFresh Planning Process – Feb 2012-Jun 2013
- ReFresh Released to Public – July 2013
- Council Approved – Dec 2013
- CCFN 131035 – Implementation and annual reporting
- December 2014 – 1st Annual Progress Report

Implementation



- OES Reporting Office
- Many Departments, Agencies, Organizations and Non-Profits
- Community-wide effort, reflects residential goal setting
- Embraced by reporting Departments and the public



ReFresh Milwaukee

1st ANNUAL PROGRESS REPORT (2014)








Implementation



- Issue Area Chapters:
 - 8 Issue Areas
 - 25 Goals
 - 53 Targets (24 – quantifiable; 15 – date driven; and 14 – binary)
- Catalytic Projects:
 - 2 Catalytic Projects
 - 3 Goals
 - 10 targets (8 – quantifiable; and 2 – date driven)

KEY TO SCORECARD PROGRESS INDICATOR BARS

Completed or Achieved	
Significant or Continued Progress	
Little to Moderate Progress	
No Progress	
Modification, Re-evaluation or Additional Data Needed	

- 5 Targets Completed/Achieved
- 42 Green
- 10 Yellow
- 3 Red
- 3 Gray

ReFresh Milwaukee 2014 Progress Summary Scorecard


ISSUE AREA	TARGETS WITH PROGRESS
ReFresh Milwaukee Targets with Progress or Completed	87%
Buildings	67%
Energy	93%
Food Systems	81%
Human Capital	100%
Land & Urban Ecosystems	86%
Mobility	92%
Resource Recovery	88%
Water	81%
HOME GR/OWN (Catalytic Project)	83%
Inner Harbor Redevelopment (Catalytic Project)	100%

Buildings (67%)



- ❑ Deteriorating residential and commercial buildings are a growing concern and are increasingly seen as an impediment to improving local quality of life.
- ❑ Aging structures, the foreclosure crisis, and state law restricting green building practices are all issues that must be addressed in order to improve the situation.
- ❑ Committed to rehabilitating and repurposing aging structures, as well as encouraging and investing in energy efficiency improvements in existing buildings.
- ❑ Surpassing Goal # 2 targets - Improve the physical condition of deteriorating and blighted city, residential, and commercial buildings
- ❑ Major setback on commercial green building codes and standards

2014 BUILDINGS SCORECARD








GOAL	TARGET	2014 PROGRESS	PROGRESS INDICATOR	COMMENTS
Implement sustainable building practices and standards for development and major redevelopment	<i>100% of new industrial buildings citywide designed and built consistent with Menomonee Valley Sustainable Design guidelines</i>	Two new projects in Menomonee Valley followed the guidelines		<ul style="list-style-type: none"> • More comprehensive policy will be considered for future developments • Rishi Tea and Solaris
	<i>Green Construction Code of the International Code Council® for commercial buildings adopted by 2016</i>	No progress		<ul style="list-style-type: none"> • New state law impedes municipalities' ability to improve/enhance commercial building code with energy efficiency standards
	<i>A targeted suite of new housing-start energy-efficiency and stormwater incentives developed by 2016</i>	No progress		<ul style="list-style-type: none"> • Work will begin on developing the incentives in 2015
Improve the physical condition of deteriorating and blighted city, residential, and commercial buildings	<i>200 City tax-foreclosed homes sold per year to qualified buyers who must rehabilitate them</i>	320 homes sold through October		<ul style="list-style-type: none"> • Pilot program initiated to use private real estate brokers to list City-owned properties • 350 homes estimated to be sold by the end of 2014
	<i>At least 75 housing units rehabilitated, with a focus on energy-efficient measures, annually through TIN and other programs, where possible</i>	166 units rehabilitated through October		<ul style="list-style-type: none"> • Numbers will increase through end of 2014 and includes Strong Neighborhoods initiative as well as programs to assist existing homeowners make needed repairs
	<i>10 buildings adaptively reused (e.g. repurposing former schools for new use or former industrial buildings for housing) by 2016</i>	6 buildings have been approved for repurposing since 2013		<ul style="list-style-type: none"> • Tannery Remnants LLC • Brewery Works Inc.

Energy (93%)



- Energy is a necessity for modern life, however, almost all of the energy used in the state of Wisconsin comes from out-of-state fossil fuels
- Using less energy and/or more renewable energy sources (such as solar and wind) help to conserve natural resources and reduce the amount of pollution that results from burning fossil fuels.
- Aiming to increase energy efficiency, reduce energy demand, and increase the amount of energy used from renewable sources to save taxpayer money and help protect the environment.
- Smart Energy Hub progress
- Continued progress on energy efficiency in residential, commercial, industrial and City facilities
- Long-term impact of recent rate case – major setback for renewables

2014 ENERGY SCORECARD









GOAL	TARGET	2014 PROGRESS	PROGRESS INDICATOR	COMMENTS
Improve residential and commercial energy efficiency in Milwaukee	<i>The energy efficiency of 2,000 homes improved in 5 years using the Home Performance with Energy Star standards through Me²; another 10,000 homes improved with no- and low-cost energy efficiency measures</i>	<ul style="list-style-type: none"> • 664 homes improved with Home Performance with Energy Star (through October) • 964 homes improved with no- and low-cost upgrades (through October) 		<ul style="list-style-type: none"> • Me² directly facilitated 1286 retrofits between 2001-2014 • Me² stimulus incentives expire in 2014 • OES promotes Focus on Energy incentives on its website
	<i>The energy efficiency of 1,000 commercial or industrial businesses improved in 5 years</i>	699 businesses have improved energy efficiency (through October)		<ul style="list-style-type: none"> • Signed MOU with Focus on Energy to funnel leads/cross-promotion • Wisconsin's first Property Assessed Clean Energy (PACE) project was approved at the University Club
	<i>Portfolio-wide, the City's building energy use reduced 20% by 2020 (per the City's pledge to meet the Better Buildings Challenge)</i>	12% reduction in building energy use since 2009 (baseline year)		<ul style="list-style-type: none"> • Mayor's Energy Reduction Team • Many more projects will need to be budgeted • Consider large scale performance contracts
Replace fossil fuel energy use with more clean, renewable energy in City of Milwaukee facilities	<i>25% of the City's electricity generated using renewable resources by 2025 (per the Common Council resolution to achieve the "25x25 Goal")</i>	4.3 % in 2013		<ul style="list-style-type: none"> • Revisions to state law needed for 3rd party financing to make renewables more affordable • We Energies' proposed changes to solar rates may reduce its economic viability in Milwaukee
Grow Milwaukee's cluster of energy efficient and clean tech companies to create local jobs and exports	<i>The Smart Energy Hub formalized and an Energy Innovation Center created by December 2014</i>	Continued progress		<ul style="list-style-type: none"> • Construction of Energy Innovation Center to begin by 2015 • Midwest Energy Research Consortium (M-WERC) growing
Increase community resilience and customer choice by removing the regulatory and institutional barriers to distributed renewable energy projects (e.g. solar arrays and wind turbines)	<i>By December 2014, an Energy Engagement website created to educate the public on clean energy issues</i>	Website created		<ul style="list-style-type: none"> • Energy Engagement website created to educate the public about the We Energies rate case
	<i>Intervention in contested cases before the Public Service Commission, including We Energies rate cases, to support Milwaukee's citizen and business interests in affordable and sustainable energy</i>	Milwaukee is intervening in the current We Energies rate case		<ul style="list-style-type: none"> • The City has intervened and provided testimony & exhibits to Public Service Commission on We Energies rate case (docket #05-UR-107) and Focus on Energy Quadrennial Review

Food Systems (81%)



- Access to fresh, healthy food is a high priority and major concern and importance to Milwaukee residents.
- City neighborhoods that have been hardest hit in the economic downturn suffer further when local food markets pull out, decreasing the availability of healthy, nutritious food.
- Lack of access to healthy foods contributes to poor health outcomes for residents in underserved areas.
- The City of Milwaukee has made increasing access to, and consumption of fresh, healthy, sustainable food a top priority through the implementation of several programs.
- Improving Milwaukee's overall food system, from growing fresh produce on repurposed vacant lots to reducing food waste, will improve the lives and health of all citizens.

2014 FOOD SYSTEM SCORECARD








GOAL	TARGET	2014 PROGRESS	PROGRESS INDICATOR	COMMENTS
Set a citywide food system policy and action agenda	<i>Clear-cut City food policies published by May 2014</i>	Completed		<ul style="list-style-type: none"> Policies and FAQs listed at www.milwaukee.gov/sustainability
	<i>Good food purchasing guidelines for Milwaukee food service institutions developed by 2017</i>	No progress		<ul style="list-style-type: none"> Initial review to being mid-2015
Improve institutional capacity and leadership to enhance the sustainability and resilience of Milwaukee's food system	<i>Milwaukee Food Council's role expanded by December 2014 to formally coordinate City departments, community stakeholders, the nonprofit sector, the private sector, and other major institutions</i>	Continued progress		<ul style="list-style-type: none"> Milwaukee Food Council proposal on formal expansion of role being reviewed by OES
	<i>Food Charter, which is a statement of values and principles to guide City's food policy, developed by September 2015</i>	Continued progress		<ul style="list-style-type: none"> An audit to understand the regional food system will be completed by 2015 by Center for Resilient Cities
	<i>Milwaukee Public Schools, Milwaukee Area Technical College, and local universities integrated into resident education and Milwaukee food system planning (potentially using Milwaukee Vincent High School's new Urban Agriculture/Urban Foods focus as such a pathway)</i>	Institute for Urban Agriculture and Nutrition (IUAN) formed		<ul style="list-style-type: none"> City is on the IUAN steering committee Milwaukee Area Technical College is developing a new Culinary Arts processing, storage, and education center at 8th and National UWM SFS new professional certificate in Urban Aquaculture
Increase demand for, and access to, locally and/or sustainably grown healthy and nutritious food	<i>Increased community food production, processing, and distribution, as measured by an incremental 30 properties used for food production and businesses engaged in food processing and distribution by 2016, and an additional 175 properties by 2023</i>	31 new properties are in development as of October		<ul style="list-style-type: none"> 32 properties are projected to be completed by year-end 2014 Groundwork Young Farmers Project Neu-Life Community Garden
	<i>25 new outlets for purchasing, distributing, and selling locally and sustainably grown food in City neighborhoods with documented food insecurity by 2016, and 100 more added by 2023</i>	4 outlets are currently in development		<ul style="list-style-type: none"> Outpost Market Café at Aurora Sanai Growing Power Café
	<i>Number of residents living within 10-minute walk of healthy and nutritious food source increased compared to current level, as identified in food assessment for healthy food access</i>	Development of baseline in progress		<ul style="list-style-type: none"> Existing food outlet GIS map completed Evaluation of need and metrics for success will be developed in 2015-16

Human Capital (100%)



- Milwaukee's residents are its most important and valuable resource.
- Investing in education and training, creating opportunities for advancement and starting businesses, and providing means to connect citizens and jobs are vital to the economic future of the city.
- Milwaukee is actively engaged with increasing opportunities for its residents to learn, work, and create jobs, especially in fields related to sustainability (Energy, water, etc.).

2014 HUMAN CAPITAL SCORECARD








GOAL	TARGET	2014 PROGRESS	PROGRESS INDICATOR	COMMENTS
<p>Increase economic opportunity for all Milwaukeeans</p>	<p><i>Green Jobs pilot program created in a sustainability area identified as priority by the community</i></p>	<p>Multiple programs piloted and/or underway</p>		<ul style="list-style-type: none"> HOME GR/OWN piloted green infrastructure training partnership Dombrowski Landscape Training Initiative Me² Community Workforce Agreement partnered on bilingual training for energy efficiency workers
	<p><i>Menomonee Valley Industrial Center Wage Policy, as adopted by City of Milwaukee and Redevelopment Authority of City of Milwaukee (RACM), used as a model for future RACM projects and Sustainability Plan catalytic projects, where feasible</i></p>	<p>Continued progress</p>		<ul style="list-style-type: none"> Menomonee Valley 2.0 Plan recommends 22 jobs per acre during future redevelopment Century City redevelopment hopes to attract companies with more automation, but aiming for similar benchmark
<p>Develop ladders of advancement for Milwaukee youth and Milwaukee entrepreneurs</p>	<p><i>Summer internship placements prioritized in areas identified as priorities in Sustainability Plan</i></p>	<p>Continued progress</p>		<ul style="list-style-type: none"> DPW hires on average 15-20 Urban Forestry Interns each summer to perform Emerald Ash Borer chemical injections DPW is also exploring with Milwaukee Boys & Girls Club the possibility of high school or post-high school internships
	<p><i>Participation increased in City Youth Employment Programs by 10 percent per year</i></p>	<p>Continued progress</p>		<ul style="list-style-type: none"> 2,634 (2012) to 2,647 (2013) Reclassify in 2015 Annual Report as “Earn and Learn” program
	<p><i>Increased number of new minority business start-ups in Milwaukee within 10 years</i></p>	<p>Establishing baseline</p>		<ul style="list-style-type: none"> 2012 data to be released in 2015 and used to establish baseline From 2002-2007 there was 47% increase (21,318) in minority-owned businesses
<p>Promote inclusion and diversity for a sustainable economy</p>	<p><i>Mayor-hosted “Call to Service” breakfast campaign for local business and civic leaders</i></p>	<p>The City is participating in new “Greater Together” campaign</p>		<ul style="list-style-type: none"> Greater Together may be an alternative or complement to “Call to Service” breakfast campaign
	<p><i>Human capital strategies aligned with City block-grant funded programs that create inclusion</i></p>	<p>Continued progress</p>		<ul style="list-style-type: none"> Community Development Block Grants (CDBG) aligning adult and youth training programs

Land & Urban Ecosystems (86%)



- ❑ Vacant lots and deteriorating green spaces destabilize city neighborhoods, reduce local quality of life, and drain resources while lowering property values.
- ❑ Committed to revitalizing neighborhoods, improving access to green spaces, and protecting and restoring Milwaukee's ecological resources, and is building on the existing 2010 comprehensive plan and policy plan passed by the Common Council to accomplish these goals.

2014 LAND AND URBAN ECOSYSTEMS SCORECARD


GOAL	TARGET	2014 PROGRESS	PROGRESS INDICATOR	COMMENTS
Reuse vacant and under-used land	<i>1,000 vacant lots converted to benefit neighborhoods, including uses such as parks, stormwater management areas, food production, and sustainable development, by 2016</i>	229 sales and leases since 2013		<ul style="list-style-type: none"> • 30% increase in sales and leases, year-over-year 2013-2014 • Lot conversion is labor and time intensive
	<i>30 acres of City-owned Brownfield areas redeveloped by 2016</i>	7.5 acres since 2013		<ul style="list-style-type: none"> • Rishi Tea and Solaris projects redeveloped and remediated land in the MVIC
Realign policies and codes to support ReFresh Milwaukee goals and targets	<i>Implementation of the policy recommendations included in the comprehensive city-wide and area plans</i>	Continued progress		<ul style="list-style-type: none"> • 90+ catalytic projects have been identified
Protect, restore, and maintain Milwaukee's natural resources	<i>Tree canopy coverage in Milwaukee doubled to 40% by 2023</i>	Moderate progress		<ul style="list-style-type: none"> • Most current data (2008) indicate urban tree cover at 21.5% • New assessment needed and possible re-evaluation of target metric
	<i>The acreage of natural areas (including riparian areas, wetlands, stream buffers, environmental corridors, and green stormwater facilities) that are restored or placed under protection increases annually by 10%</i>	Almost 8 acres restored or protected since 2013		<ul style="list-style-type: none"> • River Revitalization Foundation (RRF) Wheelhouse site, 2.8 acre restoration • RRF shoreline, 0.5 acre restoration • Rotary Centennial Arboretum, 4.5 acre restoration
Increase Milwaukeeans' connections to the city's green and recreational spaces	<i>All residents live within a 10-minute walk of a park, greenway, or green or other amenity space</i>	Continued progress		<ul style="list-style-type: none"> • Baseline was created by the Department of City Development (DCD)
	<i>The Nature Explore Outdoor Classroom™ concept modeled in Milwaukee as a way to institutionalize urban ecosystem and environmental outdoor education with Milwaukee Public Schools for all youth</i>	Continued progress		<ul style="list-style-type: none"> • One program located at Brown St. Academy • 3 schools have programs in development for 2015/2016 • May broaden target beyond just NEOC concept

Mobility (92%)



- Milwaukee developed its transportation infrastructure around cars, which has led to traffic congestion, pollution, and difficulty in accessing certain destinations by other means.
- Providing citizens with non-car options, such as mass transit, bicycle lanes, and safe pedestrian walkways reduces pollution, costs, and contributes to greater mobility for residents and workers in the city.
- The City of Milwaukee is moving forward with expanding transit options, including creating bike lanes, promoting bike and car sharing programs, and constructing the Milwaukee Streetcar.

2014 MOBILITY SCORECARD





GOAL	TARGET	2014 PROGRESS	PROGRESS INDICATOR	COMMENTS
Expand Milwaukee's mass transit system	<i>New, expanded, and improved access to public transit services</i>	Continued progress		<ul style="list-style-type: none"> • Concerted City advocacy for transit service improvement • City input/advice into regional Vision 2050 initiative • Continued discussions with County and State on street improvement projects like the Lakefront Gateway
	<i>Approved Milwaukee Streetcar plan implemented on schedule (by 2016)</i>	Moderate progress		<ul style="list-style-type: none"> • City was awarded Congestion Mitigation & Air Quality Improvement (CMAQ) grant to assist with initial operating costs • DPW is working with utilities to reduce impacts to their facilities
Integrate current and new transit services with other elements of Milwaukee's transportation system	<i>Improved transit accommodations on 100% of city paving projects that have, or are planned to have, transit routes</i>	Continued progress		<ul style="list-style-type: none"> • Major Streets program set through 2018 • City is collaborating with Milwaukee Co. Transit to identify design improvements in upcoming projects
	<i>Completion of a multi-modal integration project by 2016</i>	Continued progress		<ul style="list-style-type: none"> • DPW will develop a complete streets policy/design process during Winter 2014/15 • Continued multi-model advocacy in Lakefront Gateway project
Improve pedestrian and biking infrastructure as critical, healthy components of Milwaukee's transportation system	<i>125 miles of additional bicycle network (or 70% of proposed new facilities in the City's 2010 Master Bicycle Plan) implemented</i>	28 miles since 2013		<ul style="list-style-type: none"> • Beerline Trail extension planned for 2015 • Bay View to Downtown Phase 2 constructed • City helped launch 10 "Bubl'r" Bike Share stations
	<i>25% of "Safe Route to School" plans developed by 2020</i>	Continued progress		<ul style="list-style-type: none"> • City Transportation Alternatives Program (TAP) funding to develop City SRTS Policy plan and 15 school-specific SRTS plans • Planning started

Resource Recovery (88%)



- ❑ Waste has traditionally been disposed of in landfills which results in the loss of resources from materials that may retain economic or functional value.
- ❑ Committed to reducing landfill waste by utilizing practices such as waste prevention, recycling, reuse, and composting organic waste.
- ❑ Encouraging reuse of commercial and industrial waste can create jobs and lead to decreased manufacturing costs.

2014 RESOURCE RECOVERY SCORECARD









GOAL	TARGET	2014 PROGRESS	PROGRESS INDICATOR	COMMENTS
Reduce residential and commercial waste sent to landfills	<i>The City's 40% waste reduction goal achieved by 2020</i>	23.4% (in 2013)		<ul style="list-style-type: none"> Above the 5-year average of 23.0%. WRAP campaign and InSinkEerator® pilot programs
	<i>Food waste diversion and composting program established</i>	Continued progress		<ul style="list-style-type: none"> Food waste study in process DPW & OES developing a leaf composting program DPW sold 1000+ compost bins, 800+ rain barrels, & 900 accessories from 2012-2014 during truckload sales
Develop City policies and education to promote waste as a resource, laying the groundwork for future resource recovery efforts	<i>A City-led, regional by-product synergy program, which targets manufacturing and is focused on industrial waste "resources", established by December 2015</i>	Continued progress		<ul style="list-style-type: none"> OES is working with the state and Wisconsin Manufacturing Extension Partnership (WMEP) to establish a BPS program associated with Milwaukee Sustainability Roundtable members
	<i>Existing state requirements for commercial recycling actively enforced by providing ongoing assistance and education to businesses and guidance on implementation of recycling programs</i>	Little progress		<ul style="list-style-type: none"> More outreach to businesses needed with the help of non-profits and private sector advocates

Water (81%)



- Protecting and conserving area waters is a priority for the City of Milwaukee, as is continuing to ensure recreational access for residents.
- Milwaukee's commitment to reducing pollution entering waterways, restoring shorelines, protecting and conserving drinking water sources, and decreasing the risk of surface flooding due to stormwater runoff will enhance the quality of life
- America's water-centric city and global freshwater hub.

2014 WATER SCORECARD

GOAL	TARGET	2014 PROGRESS	PROGRESS INDICATOR	COMMENTS
Reduce stormwater runoff and clear water entering the sewer system	<i>Baseline measures of impervious surface and green infrastructure established on a citywide basis by June 2014</i>	Continued progress		<ul style="list-style-type: none"> City's Green Infrastructure Baseline Inventory (GIBI) draft complete
	<i>A City green infrastructure policy plan created by December 2014</i>	Moderate progress		<ul style="list-style-type: none"> Policy planning is in early stages Green Infrastructure GIS map complete Green Streets/Sidewalks Policy complete
	<i>A regional climate change resiliency plan that uses the best available atmospheric science developed, via City collaboration with partners, by 2015</i>	Little progress		<ul style="list-style-type: none"> Target date needs to be revised to 2016/17 Researching technical assistance needs
	<i>Volume of stormwater runoff captured through green infrastructure increased by 10% annually</i>	Continued progress		<ul style="list-style-type: none"> Completed GIBI will help calculate baseline metric Current evidence suggests City is meeting the target
Achieve swimmable and fishable waters in Milwaukee watersheds and the near shore of Lake Michigan	<i>Total Maximum Daily Load (TMDL) studies developed, with City assistance, for the Kinnickinnic, Menomonee, and Milwaukee River watersheds and the Milwaukee Harbor estuary</i>	Continued progress		<ul style="list-style-type: none"> MMSD will distribute TMDLs to municipalities and stakeholders for comment and review in Spring 2015
	<i>All riparian corridors on all waterways and in the estuary preserved and expanded as redevelopment occurs, balancing both the built and natural environments</i>	Continued progress		<ul style="list-style-type: none"> Expanding zoning protections to Menomonee and Kinnickinnic rivers These new protections would be similar to the MKE River Green Overlay
Establish Milwaukee as America's Water-Centric City	<i>Water-centric strategies used on both public and private projects across residential, business, and commercial applications to substantially increase water conservation and citywide energy savings</i>	Significant progress		<ul style="list-style-type: none"> Water Commons Project underway Reed Street Yards Water reuse City's sustainable water management report filed in June Re-invest grant and showcase projects BaseTerm™ pilot program
Prevent new Aquatic Invasive Species (AIS) from entering Lake Michigan and Milwaukee area waterways	<i>Plan of action adopted by 2018, in coordination with Great Lakes cities, states, federal and international governments, to prevent new AIS from entering Lake Michigan and local waterways</i>	Little progress		<ul style="list-style-type: none"> City advocates for AIS action within Great Lakes and St. Lawrence Cities Initiative (GLSLCI) framework

Catalytic Projects







- Milwaukee currently has two projects which demonstrate overlapping sustainability goals set forth in *ReFresh Milwaukee*: HOME GR/OWN and the Inner Harbor Redevelopment.
- There are significant opportunities to implement sustainable strategies in each project that will have large-scale effects throughout the city and demonstrate tangible sustainability improvements to residents.

HOME GR/OWN (83%)



- ❑ HOME GR/OWN seeks to increase access and demand for local, healthy food.
- ❑ Main tactic in 2014 was converting City-owned vacant lots into new uses that promote healthy food access and neighborhood-based place-making.
- ❑ HOME GR/OWN also aims to incorporate green infrastructure practices in its projects to reduce stormwater runoff and capture rainwater to reuse for watering plants.

2014 HOME GROWN SCORECARD







GOAL	TARGET	2014 PROGRESS	PROGRESS INDICATOR	COMMENTS
<p>Increase access to and demand for healthy foods in a targeted low-income Milwaukee neighborhood</p>	<p><i>5 foreclosed structures reused for residential or commercial end-use that support the local food supply chain by July 2014</i></p>	<p>Target modified</p>		<ul style="list-style-type: none"> • Shifted to “all vacant lot” strategy while Strong Neighborhoods will focus on foreclosed structures
	<p><i>10 vacant lots converted to food-based uses by 2015</i></p>	<p>Exceeded: 20-30 conversions since 2013</p>		<ul style="list-style-type: none"> • Additional City funding and outside funding have enabled a 2-3 fold expansion of target
	<p><i>5 new corner stores serving fresh food and produce by 2015</i></p>	<p>2 new corner stores established</p>		<ul style="list-style-type: none"> • Healthy Corner Store grant expired in 2014 • Target may need to be re-evaluated in 2015
	<p><i>Necessary City ordinances/zoning/permitting changes passed by July 2014 that remove obstacles to developing new real estate disposition strategies, repurposing residential properties to non-residential uses, expanding urban agricultural uses on vacant lots, and establishing micro-business ventures in the local food supply chain</i></p>	<p>Completed</p>		<ul style="list-style-type: none"> • Urban agriculture ordinance, zoning, permitting changes adopted by Common Council in 2014 • Food ventures update awaiting full Council approval (as of November)

Inner Harbor Redevelopment (100%)



- The Inner Harbor consists of 970 acres of formerly industrial property and vacant land that is considered the historical Gateway to Milwaukee.
- Revitalizing the Inner Harbor consists of several sustainable objectives including brownfield remediation, land and building reuse, green infrastructure strategy implementation, and job creation.
- The Inner Harbor Redevelopment is currently being guided by a public-private partnership, embodied in the Harbor District, Inc.


2014 INNER HARBOR REDEVELOPMENT SCORECARD

GOAL	TARGET	2014 PROGRESS	PROGRESS INDICATOR	COMMENTS
Revitalize the ecology of the Milwaukee Inner Harbor	<i>10 acres of protected and revitalized shoreline habitat in design or completed in the study area by 2015</i>	Continued progress		<ul style="list-style-type: none"> 6 acres of wetlands are designated for restoration (Bay View Wetland)
	<i>Net-zero energy performance in the study area by 2023</i>	The Harbor District is developing interim goals		<ul style="list-style-type: none"> Harbor District, Inc., a public-private partnership, was established to oversee the redevelopment
	<i>Net-zero stormwater runoff in the study area by 2023</i>	The Harbor District is developing interim goals		<ul style="list-style-type: none"> Harbor District, Inc., a public-private partnership, was established to oversee the redevelopment
Revitalize the economy and development of the Milwaukee Inner Harbor	<i>Completion of the University of Wisconsin-Milwaukee (UWM) School of Freshwater Sciences building by 2014*</i>	Completed		<ul style="list-style-type: none"> Official opening in September 2014
	<i>100 acres of Brownfields remediated in the study area by 2023</i>	Continued progress		<ul style="list-style-type: none"> Harbor District, Inc. is currently evaluating options and conditions so that specific goals can be set
	<i>22 jobs per acre of total redeveloped land in the study area created by 2023</i>	Continued progress		<ul style="list-style-type: none"> Harbor District, Inc. is currently evaluating options and conditions so that specific goals can be set

Conclusion



- Overall, considerable progress in 2014
- Success is dependent on many partners
- Update the website
- Re-engage the community
- ReFresh Public Event in January
- Jan-Feb reporting timeframe for future years

A photograph of the Milwaukee skyline at dusk, featuring the Pabst Pavilion and other city buildings reflected in the water, with a rocky shoreline in the foreground.

www.refreshmke.com
www.facebook.com/MKESUSTAIN/
Twitter: @ReFreshMKE
Email: