



**SBE and RPP Participation
Quarterly Performance Report
through March 31, 2021**

Submitted by:

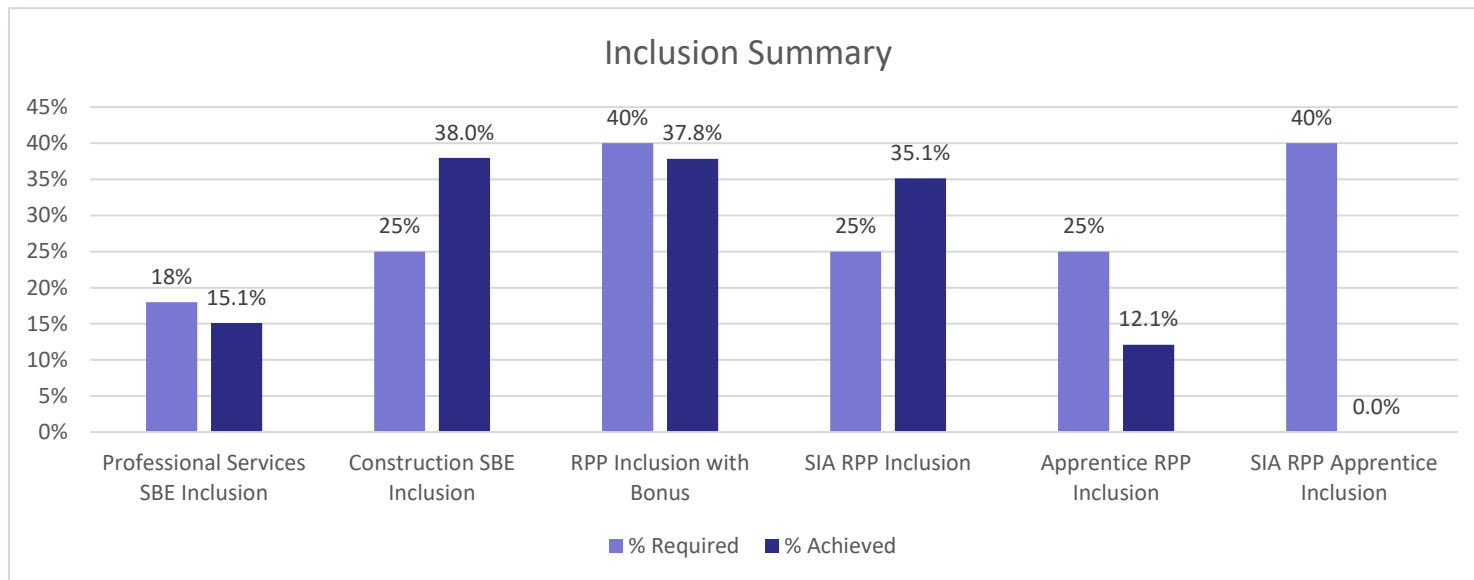


Date: April 20, 2021

Project Summary

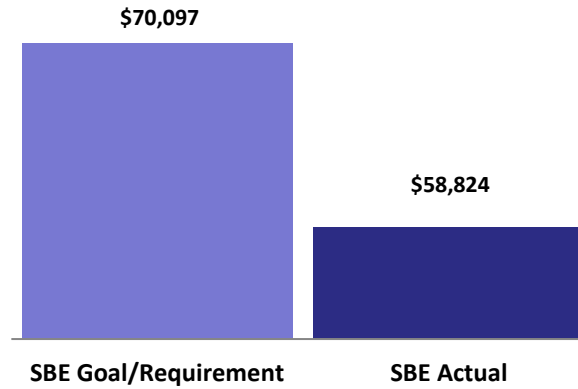
Villard Commons is a 43-unit apartment project on West Villard Street between 36th and 37th Streets. Villard Commons will consist of seven one-bedroom units, 36 two-bedroom units and 1,758-square-foot commercial space.

| | |
|---|--|
| Developer | Villard Commons LLC |
| Project Address | 3621 W Villard Avenue, Milwaukee, WI 53209 |
| Construction Manager | BCM LLC |
| Professional Services Cost Subject to Inclusion | \$70,097 |
| Professional Services Draws to Date | \$55,487 |
| Construction Cost Subject to Inclusion | \$4,689,310 |
| Construction Draws to Date | \$3,994,164 |



SBE Professional Services Inclusion

Through the period covered by this report, this project has achieved 15.1% Professional Services inclusion.



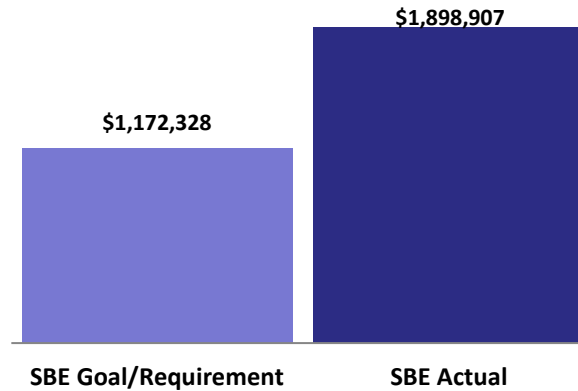
| Total Value of SBE Payments | Goal/Requirement | Actual | Status |
|------------------------------|------------------|----------|-----------|
| SBE Participation Percentage | 18.0% | 15.1% | -2.9% |
| Value of SBE Participation | \$70,097 | \$58,824 | -\$11,273 |

Table 1: Professional Services Inclusion

| NAME OF CERTIFIED FIRM | DBE / SBE | SUBCONTRACTOR OF | SERVICE PERFORMED OR MATERIALS SUPPLIED | SUBCONTRACT AWARD AMOUNT | TOTAL AMOUNT PAID TO DATE |
|---|-----------|---------------------|---|--------------------------|---------------------------|
| Chaput Land Survey | DBE / SBE | Villard Commons LLC | Survey | \$ 10,525 | \$ 7,188 |
| Cross Management Services, Inc. | DBE / SBE | Villard Commons LLC | Inclusion Consultant | \$ 24,424 | \$ 24,424 |
| K. Singh & Associates, Inc. | DBE / SBE | Villard Commons LLC | Civil Engineering | \$ 23,875 | \$ 23,875 |
| TOTAL INCLUSION | | | | \$ 58,824 | \$ 55,487 |
| InCLUSION, AS PERCENT OF PROFESSIONAL SERVICES COST SUBJECT TO INCLUSION | | | | 15.1% | |
| InCLUSION, AS PERCENT OF PROFESSIONAL SERVICES PAID | | | | | 100.0% |

SBE Construction Inclusion

Through the period covered by this report, this project has achieved 40.5% SBE participation for Construction.



| Total Value of SBE Payments | Goal/Requirement | Actual | Status |
|------------------------------|------------------|-------------|------------|
| SBE Participation Percentage | 25.0% | 40.5% | +15.5% |
| Value of SBE Participation | \$1,172,328 | \$1,898,907 | +\$726,579 |

Table 2: Construction SBE Inclusion

| NAME OF CERTIFIED FIRM | DBE/SBE | SUBCONTRACTOR OF | SERVICE PERFORMED OR MATERIALS SUPPLIED | SUBCONTRACT AWARD AMOUNT | TOTAL AMOUNT PAID TO DATE |
|--|---------|------------------|---|--------------------------|---------------------------|
| Devix Heating & Cooling | SBE | BCM, LLC | HVAC | \$ 405,840 | \$ 364,716 |
| FDM Construction, LLC | SBE | BCM, LLC | Drywall/Insulation | \$ 407,000 | \$ 299,048 |
| FDM Construction, LLC | SBE | BCM, LLC | Acoustical Ceilings | \$ 22,300 | \$ 20,070 |
| Foust Foundations, Inc. | SBE | BCM, LLC | Concrete | \$ 294,678 | \$ 265,210 |
| Full Spec Floors LLC | SBE | BCM, LLC | Flooring | \$ 185,794 | \$ 167,215 |
| Hernandez Roofing, LLC | SBE | BCM, LLC | Roofing | \$ 151,675 | \$ 136,508 |
| LaBrant & Associates, LLC | DBE | BCM, LLC | Painting | \$ 120,000 | \$ 103,500 |
| Spencer Renovation and Construction, LLC | SBE | BCM, LLC | Siding Installation | \$ 150,000 | \$ 127,800 |
| Spencer Renovation and Construction, LLC | SBE | BCM, LLC | Finished Carpentry | \$ 161,620 | \$ 161,620 |
| TOTAL INCLUSION | | | | \$ 1,898,907 | \$ 1,645,686 |
| INCLUSION, AS PERCENT OF CONSTRUCTION COST SUBJECT TO INCLUSION | | | | 40.5% | |
| INCLUSION, AS PERCENT OF CONSTRUCTION DRAWS | | | | | 33.1% |

RPP Participation

As shown in the Table 3 below, the RPP inclusion achieved is 37.8% when the bonus hours for SIA RPP and RPP Apprentice hours are included.

Table 3: RPP Participation by Contractor

| Contractor | Trade | On-Site Construction Hours | | | | |
|--|---------------------------|----------------------------|------------------|--------------|-----------------|--------------|
| | | Total Hours Worked | RPP Worker | RPP % | SIA RPP Hours | SIA RPP % |
| Anthony Kazee | Laborers | 940.00 | 940.00 | 100.0% | 940.00 | 100.0% |
| Antonelli & Associates, Inc. | Sheet Metal/Laborers | 20.00 | | | | |
| Badger Railing Inc., | Laborers | 7.00 | | | | |
| Clifton James | Carpet Layer | 16.52 | | | | |
| Daniel's Remodeling Company | Carpet Layer | 115.00 | | | | |
| Devix Heating & Cooling | HVAC | 5,349.75 | 3,324.00 | 62.1% | 548.00 | 16.5% |
| FDM Construction LLC | Drywall Taper or Finisher | 2,244.00 | | | | |
| Foust Foundations Inc. | Laborers | 1,961.25 | | | | |
| Full Spec Floors LLC | Laborers | 82.10 | | | | |
| Gypsum Floors Inc. | Laborers | 215.00 | | | | |
| Heitman, Inc. | Heavy Equipment Operators | 989.50 | | | | |
| Hernandez Roofing LLC | Roofers | 649.00 | 421.00 | 64.9% | 421.00 | 100.0% |
| Joe Debelak Plumbing & Heating Co, Inc | Heavy Equipment Operators | 783.00 | | | | |
| Klein-Dickert Milwaukee, Inc. | Glaziers | 310.50 | 143.50 | 46.2% | 90.00 | 62.7% |
| LaBrant & Associates LLC | Painters | 1,435.00 | 81.00 | 5.6% | | |
| Mattox Plumbing | Plumbers | 3,409.75 | 1,005.50 | 29.5% | | |
| North Shore Environmental Construction, Inc. | Abatement | 11.00 | | | | |
| NSI Electrical Contractors, Inc. | Electrician | 4,697.25 | | | | |
| Red Cedar Steel Erectors | Iron Workers | 137.00 | | | | |
| SAAM Development LLC | Site Concrete and Masons | 9,420.50 | 5,600.00 | 59.4% | 2,256.00 | 40.3% |
| Schindler Elevator Corporation | Elevator | 230.00 | | | | |
| SPENCER RENOVATION & CONSTRUCTION LLC | Carpenters | 4,807.00 | 2,588.00 | 53.8% | 715.00 | 27.6% |
| Stark Pavement Corp. | Heavy Equipment Operators | 126.75 | 28.75 | 22.7% | | |
| USA Fire Protection Inc | Fire Protection | 842.50 | 8.00 | 0.9% | | |
| Subtotal Hours | | 38,799.37 | 14,139.75 | 36.4% | 4,970.00 | 35.1% |
| Bonus SIA RPP Hours | | | 545.03 | | | |
| Total RPP Hours | | 38,799.37 | 14,684.78 | 37.8% | | |

Table 4: RPP Participation by Craft

| Craft | RPP Hours | # of RPP Workers |
|--------------------------|-----------|------------------|
| Bricklayers | 4,528.00 | 3 |
| Carpenters | 1,877.00 | 3 |
| Fire Sprinkler Fitters | 8.00 | 1 |
| Glaziers | 143.50 | 3 |
| Heavy Equipment Operator | 2.00 | 1 |
| Laborers | 1,709.75 | 8 |
| Marble Masons | 1,072.00 | 1 |
| Painter | 81.00 | 1 |
| Plumber | 973.50 | 3 |
| Roofers | 421.00 | 11 |
| Sheet Metal Workers | 3,324.00 | 6 |
| Total | 14,139.75 | 41 |

Table 5: RPP Participation by Zip Code

| Zip Code | RPP Hours | # of RPP Workers |
|----------|-----------|------------------|
| 53204 | 142.00 | 5 |
| 53206 | 715.00 | 1 |
| 53207 | 32.00 | 1 |
| 53208 | 1,072.00 | 1 |
| 53209 | 3,802.00 | 4 |
| 53210 | 1,184.00 | 1 |
| 53211 | 818.00 | 3 |
| 53212 | 1,578.00 | 3 |
| 53215 | 279.00 | 6 |
| 53216 | 711.00 | 1 |
| 53218 | 718.25 | 4 |
| 53219 | 8.00 | 1 |
| 53220 | 53.50 | 2 |
| 53221 | 973.50 | 3 |
| 53223 | 2,046.50 | 4 |
| 53224 | 7.00 | 1 |
| Total | 14,139.75 | 41 |

Table 6: RPP Participation by Race

| Ethnicity | RPP Hours | # of RPP Workers |
|------------------|-----------|------------------|
| African American | 8,042.25 | 13 |
| Asian | 1,965.50 | 3 |
| Causasian | 1,947.00 | 11 |
| Hispanic | 1,637.00 | 13 |
| Not Specified | 548.00 | 1 |
| Total | 14,139.75 | 41 |

Table 7: RPP Participation by Gender

| Gender | RPP Hours | # of RPP Workers |
|--------|-----------|------------------|
| Male | 14,125.75 | 39 |
| Female | 14.00 | 2 |
| Total | 14,139.75 | 41 |

Table 8: Apprenticeship & On-The-Job Trainee Participation

| Apprentice Report | | | | | | |
|--------------------------|---------------------------------|-------------------------------|-----------------------------|------------------|----------------------------------|----------------------|
| Craft | # of Apprentices / OJT Trainees | Total Apprentice Hours Worked | RPP Apprentice Worker Hours | RPP Apprentice % | SIA RPP Apprentice Workers Hours | SIA RPP Apprentice % |
| Acoustic Ceiling Workers | 2 | 866.50 | - | 0.0% | 0.00 | |
| Carpenters | 2 | 1,395.00 | 711.00 | 51.0% | 0.00 | |
| Electrician | 11 | 2,308.75 | - | 0.0% | 0.00 | |
| Elevator Constructor | 2 | 115.00 | - | 0.0% | 0.00 | |
| Fire Sprinkler Fitters | 2 | 49.00 | - | 0.0% | 0.00 | |
| Iron Worker | 2 | 37.50 | - | 0.0% | 0.00 | |
| Plumber | 4 | 1,108.75 | - | 0.0% | 0.00 | |
| Total | 25 | 5,880.50 | 711.00 | 12.1% | 0.00 | 0.0% |

Table 9: Apprentice RPP Participation by Race

| Ethnicity | RPP Hours | # of RPP Workers |
|------------------|---------------|------------------|
| African American | 711.00 | 1 |
| Causasian | | |
| Hispanic | | |
| Not Specified | | |
| Total | 711.00 | 1 |

Table 10: Apprentice RPP Participation by Gender

| Gender | Total RPP Hours | # of RPP Workers |
|--------------|-----------------|------------------|
| Male | 711.00 | 1 |
| Female | | |
| Total | 711.00 | 1 |