

Potawatomi Bingo Casino Expansion

Forest County Potawatomi Community of Wisconsin

1721 West Canal Street

Milwaukee, Wisconsin 53233

Casino Building & Parking Garages



3D Perspective - View from NE



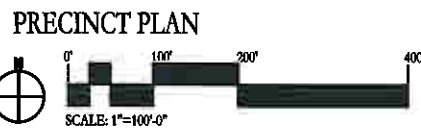
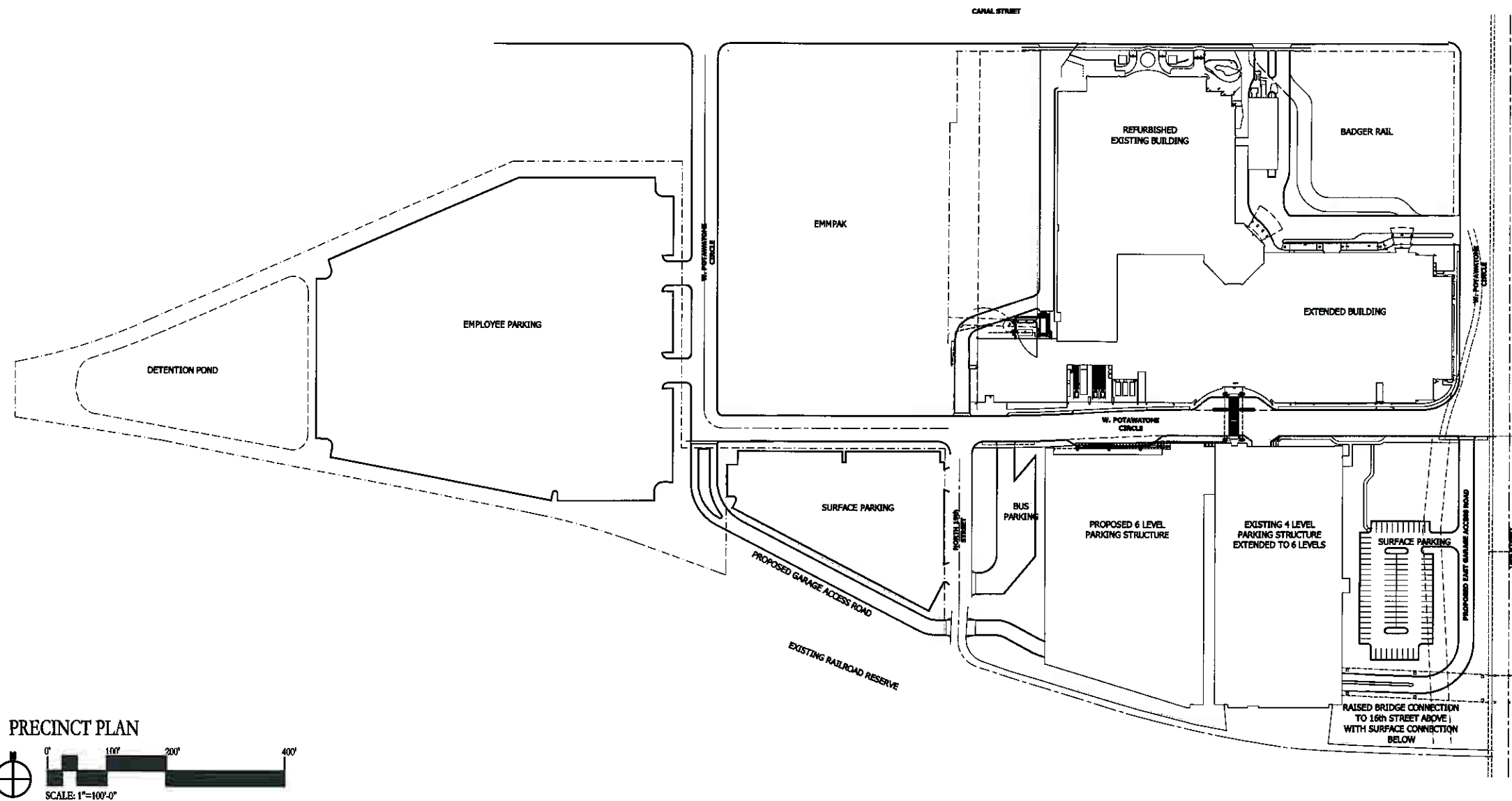
Vicinity Map

Revised 04.12.07 GPD-0

SHEET INDEX

- * GPD-0 Cover Sheet / Vicinity Map
- * GPD-1 Project Team / Sheet Index
- GPD-2 ALTA/ACSM Land Title Survey - Existing
- GPD-3 Proposed Project Boundary Description
- GPD-4 Existing Facilities Site Plan
- * GPD-5 Proposed Building and Parking Site Plan
- * GPD-6 Proposed Campus Perimeter Facade Standards

* Drawing Revised 04.12.07



PROJECT TEAM

- Architecture and Interiors :
Hnedak Bobo Group
 104 South Front Street
 Memphis, TN 38103-2306
 Ph: 901-525-2967/Fax: 901-529-0889
 Web: www.hbginc.com
- Architect in Association :
Engberg Anderson Design Partnership, Inc.
 611 North Broadway / Suite 517
 Milwaukee, WI 53202
 Ph: 414-264-8000/Fax: 414-244-0100
 Web: www.engberganderson.com
- Civil Engineering :
Graef, Anhalt, Schloemer & Associates, Inc.
 One Honey Creek Corporate Center/125 South 84th Street/Suite 401
 Milwaukee, WI 53214-1470
 Ph: 414-259-1900/Fax: 414-259-0037
 Web: www.gsa-inc.com
- Structural Engineering :
John A. Martin & Associates, Inc.
 1212 Flower Street/2nd Floor/Los Angeles, CA 90015
 Ph: 213-742-1900/Fax: 213-742-8861
 Web: www.jamartin.com
- Mechanical, Plumbing & Fire Protection Engineering :
Finnegan Erickson & Associates
 2821 West Horizon Ridge Parkway/Suite 200/Henderson, NV 89022
 Ph: 702-289-9090/Fax: 702-289-9091
 Web: www.fea-world.com
- Electrical Engineering :
RHR Consulting Engineers, Inc.
 3711 Reginald Drive/Las Vegas, NV 89102
 Ph: 702-973-5440/Fax: 702-973-9497
 Web: www.rhrca.com
- Lighting Design :
Creative Lighting Design & Engineering
 North 140 West 13543 Cedar Lane/Germantown, WI 53022
 Ph: 262-242-4432/Fax: 262-242-1030
 Web: www.cde-e.com
- Security & Telecommunications :
Con-Tech Consultants
 6500 Dublin Boulevard/Suite 205/Dublin, CA 94568
 Ph: 925-859-2070/Fax: 925-859-2355
 Web: www.con-tech.com
- Food Service & Uniform Issues :
FSA Design
 300 Corporate Pointe/Suite 470/Culver City, CA 90230
 Ph: 310-545-6745/Fax: 310-545-6746
 Web: www.fsaesign.net
- Signage & Graphics :
Lorenco+Yoo Design
 108 Victoria Street/Roswell, GA 30075-4926
 Ph: 770-645-2628/Fax: 770-968-2452
 Web: www.lorencoyoodesign.com
- Parking :
Walker Parking Consultants
 125 TownPark Drive/Suite 375/Kennesaw, GA 30144
 Ph: 770-218-1144/Fax: 770-218-0558
 Web: www.walkerparking.com
- Construction Manager :
Gilbane
 101 West Pleasant Street / Suite 104
 Milwaukee, WI 53212
 Ph: 414-223-8801/Fax: 414-223-8913
 Web: www.gilbane.com/regional/milwaukee.aspx



Hnedak Bobo Group
Memphis • Las Vegas

in association with:

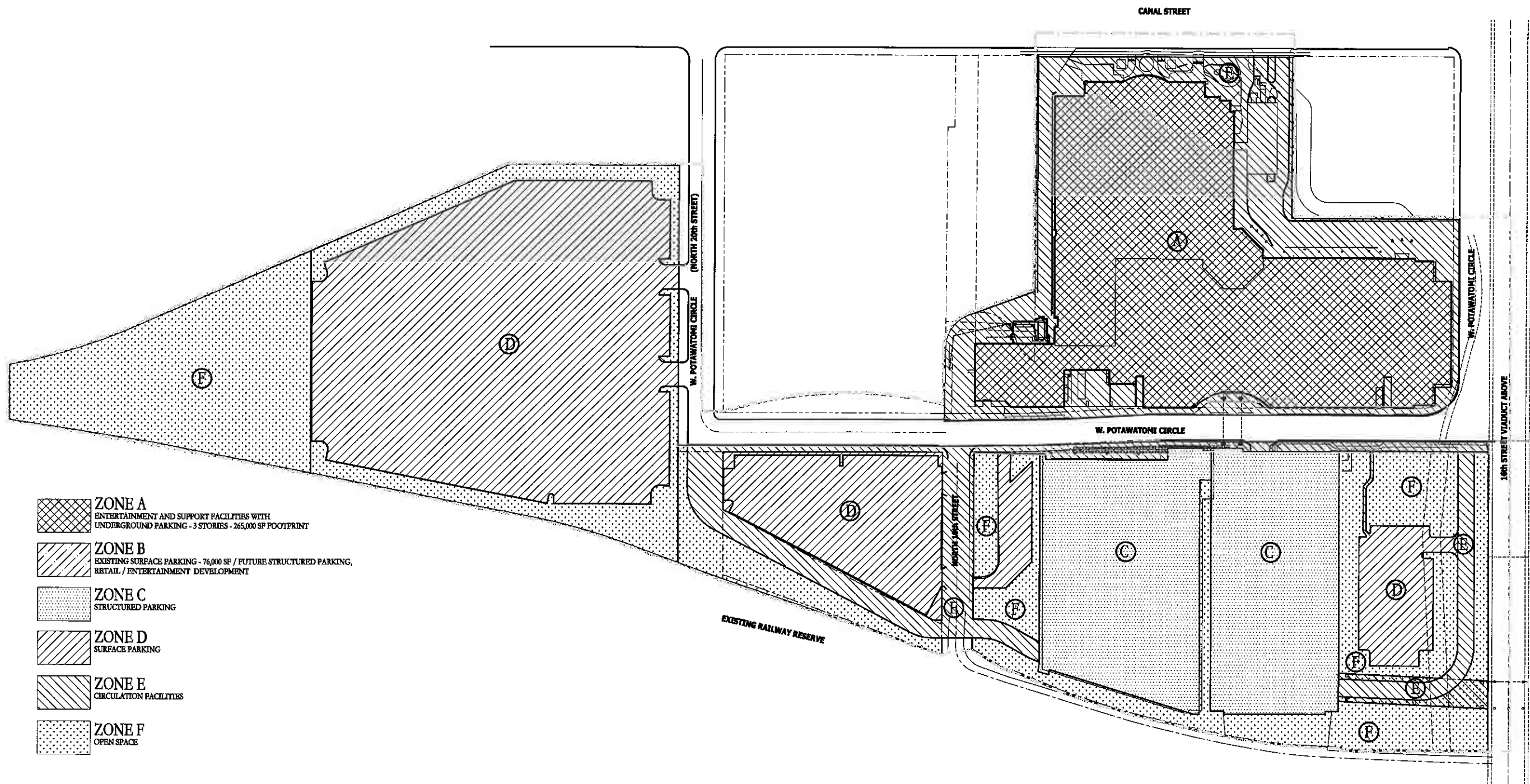


EngbergAnderson Design Partnership, Inc.

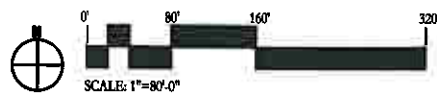
GENERAL PLAN DEVELOPMENT
FOREST COUNTY POTAWATOMI LEGACY DISTRICT



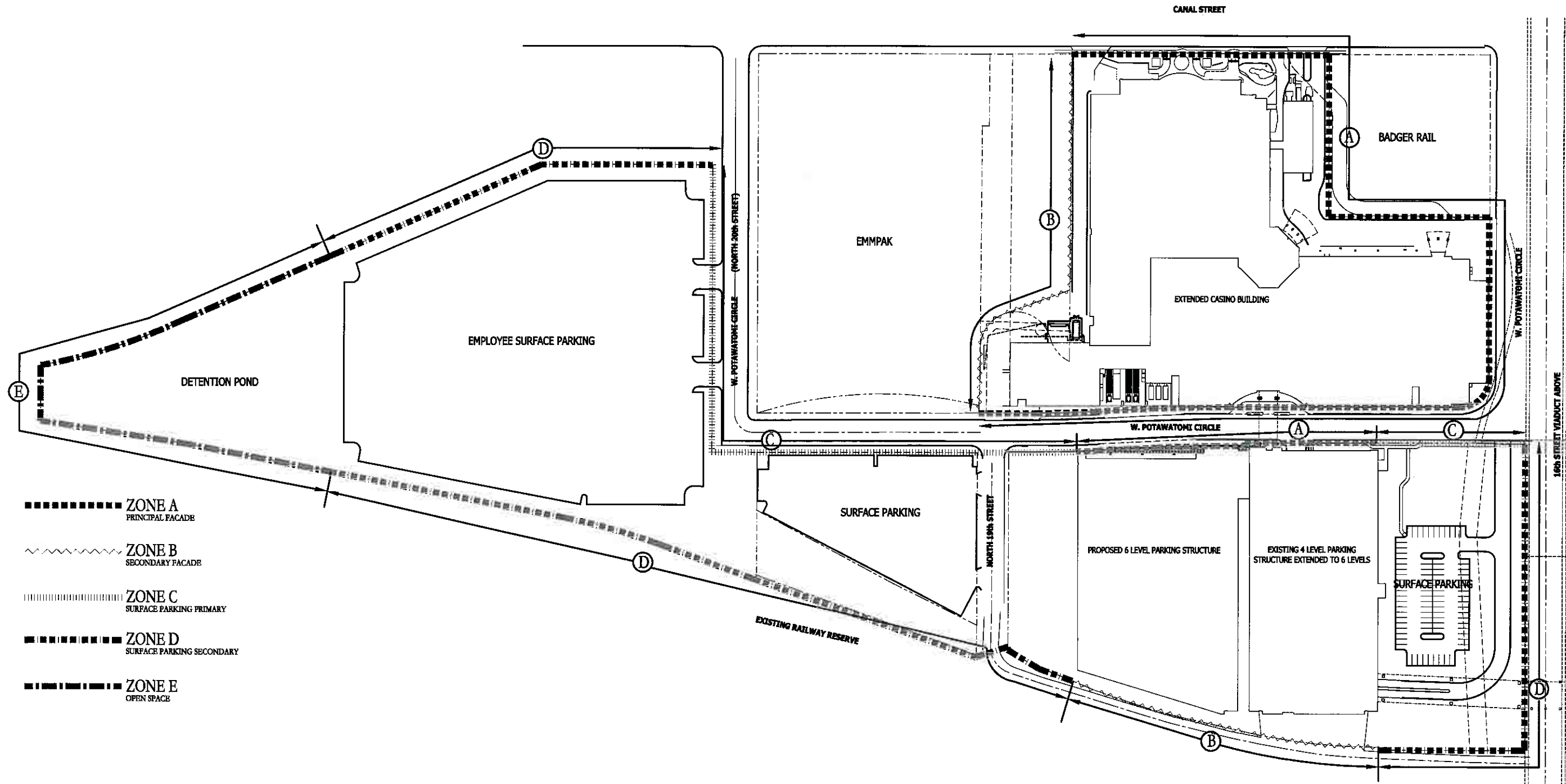
POTAWATOMI BINGO CASINO EXPANSION
MILWAUKEE, WISCONSIN



PROPOSED BUILDING AND PARKING SITE PLAN



Revised 04.12.07 GPD-5



PROPOSED CAMPUS PERIMETER FACADE STANDARDS

