





KOMATSU

Mining Corp.

Data through September 30, 2021



Prepared by



TABLE OF CONTENTS

3
Executive Summary
History
Project Team
Goals

4
Inclusion
SBE Professional Services
SBE Construction
RPP



Komatsu is building a state-of-the-art manufacturing and global mining campus in Milwaukee's Harbor District. Work on the new campus is expected to create over 2,000 construction jobs. Komatsu expects to invest approximately \$285 million dollars in the project. When complete, it will include engineering and robotics labs, a large office complex, a customer experience center, a modern manufacturing facility and more - with potential to employ more than a thousand people. Construction of the campus is expected to be complete in 2022.

The project's design will be completed by Eppstein Uhen Architects (EUA) and GRAEF, and construction by Construction Manager/General Contractor, Hunzinger Construction Company. Prism Technical Management & Marketing Services, LLC (Prism) has been contracted to assist in the achievement of project inclusion goals: 40% RPP workforce; and contract spend of 25% Construction and 18% Professional Services.

The new Milwaukee campus will allow Komatsu to combine operations from two of its three Milwaukee-area facilities: one off National Avenue in West Milwaukee and the other at the Honey Creek Corporate Center in Wauwatosa.



SBE Participation: Professional Services

The Total Adjusted budget to date is \$6,862,604 with SBE/DBE firms holding \$1,373,541 in contracts or 20.0%. Professional Service SBE firms were paid \$1,287,836 or 93.8% of their contract value through September 2021.

TABLE 1: PROFESSIONAL SERVICES CONTRACTS through September 2021

Firm	Contracted by	Scope of Services	Value Subject to Participation
routerlogin.com	Komatsu	Lead Architectural and Engineering services	\$5,969,498
GESTRA Engineering	Komatsu	Geotechnical /Testing &Environmental Drilling	\$383,995
Avantti Design Group, LLC*	Hunzinger Construction Co.	Pre-Engineered Metal Building Design	\$250,081
Prism Technical Management & Marketing	Komatsu	Diversity/ Inclusion Mangment	\$259,030
TOTAL			\$6,862,604

TABLE 2: SBE PROFESSIONAL SERVICES INCLUSION through September 2021

SBE Firm	Contracted by	Scope of Services	Awarded Contract Value	Paid to Date	% of Contract paid through September 2021
Prism Technical Management & Marketing	Komatsu	Inclusion Consultants	\$259,030	\$198,765	76.7%
GESTRA Engineering	Komatsu	Consultants	\$384,941	\$384,941	100.0%
ADG Avantti Design Group, LLC	Hunzinger Construction Co.	Pre-Engineered Metal Building Design	\$250,081	\$250,081	100.0%
Bloom Companies, LLC	EUA	Structural Engineering	\$129,440	\$129,440	100.0%
IBC Engineering Services, Inc.	EUA	Mech/Elec/Plumbing Engineering	\$120,475	\$105,416	87.5%
M&E Architects + Engineers, LLC	EUA	Architectural Consulting	\$155,900	\$155,900	100.0%
Stormwater Solutions Engineering, LLC	EUA	Civil Engineering	\$32,874	\$25,331	77.1%
TerraTec Engineering, LLC	EUA	Civil Engineering	\$40,800	\$37,963	93.0%
SBE Total			\$1,373,541	\$1,287,836	93.8%

Project Subject to Participation	
Total Contracts	\$6,862,604
SBE Contract Participation	20.0%
Project Goal is 18%	

PROFESSIONAL SERVICES SBE INCLUSION

GRAPH 1

Contract Participation

80.0%

Total Non-SBE Contracts

20.0%

SBE Contracts Achieved

18% SBE Goal

GRAPH 2

Payments To Date

93.8%

SBE Contract Payments To Date

6.2%

SBE Contract Payments Remaining



Trade workers making progress.

SBE Participation: Construction

The Total Adjusted budget to date is \$160,379,049 with SBE/DBE firms holding \$65,370,481 in contracts or 40.8%. Construction Services SBE firms were paid \$49,181,118 or 75.2% of their contract value through September 2021.

TABLE 3: CONSTRUCTION CONTRACT through September 2021

Firm	Contracted by	Scope of Work	Value Subject to Participation
Hunzinger Construction Co.	Komatsu	General Contractor	\$160,379,049

TABLE 4: SBE CONSTRUCTION INCLUSION through September 2021

SBE Firm	Contracted by	Scope of Work	SBE Contract Value	SBE Paid to Date	% of Contract paid through September 2021
Avanti Design Group, LLC (1)	Hunzinger Construction Co.	Pre Engineered Metal Building	\$16,301,314	\$14,621,175	89.7%
Arrow-Crete Construction, LLC	Cornerstone One, LLC	Concrete Work	\$25,000	\$6,029	24.1%
Benavides Construction, Inc.	Cornerstone One, LLC	Subcontractor/Supplier	\$25,000		0.0%
Best Clearcut Solutions, LLC	Hunzinger Construction Co.	Concrete Coring - Machine Bases	\$102,512		0.0%
Best Erectors, Inc.	Midwest Stairs & Iron	Supply/Install Misc. Metals	\$533,516		0.0%
Construction Services of Milwaukee, LLC	Michels Corp.	Onsite Pile Work	\$837,437	\$1,385,283	165.4%
Dairyland Energy Solutions, Inc.	Cornerstone One, LLC	Plumbing Systems - Office	\$754,750	\$285,683	37.9%
Dairyland Energy Solutions, Inc.	Cornerstone One, LLC	Plumbing Material - Manufacturing	\$29,463	\$29,463	100.0%
Dairyland Energy Solutions, Inc.	Staff Electric Co., Inc.	Electrical - Man., Bridge & Site	\$36,470		0.0%
DSR Millwright	Staff Electric Co., Inc.	Stage/Inspect Machinery	\$38,038		0.0%
Duwe Metal Products, Inc.	Superior Masonry	Concrete Slabs	\$1,799,820	\$628,533	34.9%
Duwe Metal Products, Inc.	Hunzinger Construction Co.	Reinforcing Steel - Machine Bases	\$1,631,969	\$749,675	45.9%
Duwe Metal Products, Inc.	Hunzinger Construction Co.	Misc. Metals - Machine Bases	\$1,038,769	\$749,675	72.2%
Duwe Metal Products, Inc.	Hunzinger Construction Co.	Supply/Install Misc. Metals - Office	\$897,420	\$749,675	83.5%
Duwe Metal Products, Inc.	Hunzinger Construction Co.	Reinforcing Steel - Office	\$1,801,790	\$749,675	41.6%
Duwe Metal Products, Inc.	Hunzinger Construction Co.	Reinforcing Steel - Bay 1-4	\$681,609	\$681,609	100.0%
Duwe Metal Products, Inc.	Hunzinger Construction Co.	Reinforcing Steel - Bay 5	\$620,521	\$620,521	100.0%
Duwe Metal Products, Inc.	Hunzinger Construction Co.	Reinforcing Steel - Parking Deck	\$371,276	\$371,276	100.0%
Duwe Metal Products, Inc.	Hunzinger Construction Co.	Reinforcing Steel - Bridge	\$30,831	\$30,831	100.0%
Duwe Metal Products, Inc.	Hunzinger Construction Co.	Reinforcing Steel - Monuments	\$31,738	\$31,738	100.0%
Duwe Metal Products, Inc.	Klein-Dickert Milwaukee, Inc.	Window System	\$1,164,307	\$792,663	68.1%
Duwe Metal Products, Inc.	Staff Electric Co., Inc.	Produce Custom Enclosures	\$12,311	\$2,481	20.2%
EFH Trucking, LLC	Payne & Dolan, Inc.	Trucking - Asphalt	\$9,050		0.0%
Equity Supply Group, LLC	Muza Sheet Metal Co.	Insulation	\$41,366	\$41,366	100.0%
Equity Supply Group, LLC	Muza Sheet Metal Co.	ACM Panel Material	\$124,834	\$124,834	100.0%
Equity Supply Group, LLC	Muza Sheet Metal Co.	ACM Panel Material	\$76,953	\$76,953	100.0%
Express Insulation, Inc.	Cornerstone One, LLC	Plumbing Systems	\$301,535	\$45,000	14.9%
Gordon Solutions, LLC	Klein-Dickert Milwaukee, Inc.	Labor	\$36,235	\$36,235	100.0%
Hard Rock Sawing & Cutting Co.	Cornerstone One, LLC	Concrete Cutting	\$8,245	\$8,245	100.0%
Heider & Bott Co.	Cornerstone One, LLC	Material Supplier	\$197,596	\$197,596	100.0%
Hetzel-Sanfilippo, Inc.	Hunzinger Construction Co.	Framing & Drywall with Fireproofing	\$4,273,421	\$2,596,755	60.8%
Hiram Power Electric, LLC	Staff Electric Co., Inc.	Fixtures & Lighting	\$2,635,546	\$2,635,546	100.0%

TABLE 4 cont.: SBE CONSTRUCTION INCLUSION through September 2021

SBE Firm	Contracted by	Scope of Work	SBE Contract Value	SBE Paid to Date	% of Contract paid through September 2021
House of Stone, Inc.	Tri Formed Top Corp.	Supply/Install Countertops	\$312,434		0.0%
Hurt Electric, Inc.	Hunzinger Construction Co.	Electrical - Office, Parking Deck & Site	\$4,727,270	\$3,963,118	83.8%
Hurt Electric, Inc.	Pieper Electric, Inc.	Temp Site Electric	\$99,340		0.0%
HVA Products, Inc.	Grunau Co.	HVAC Office & Parking Deck	\$555,870	\$490,040	88.2%
HVA Products, Inc.	Lee Plumbing & Mechanical	HVAC Manufacturing & Bridge	\$421,238	\$74,533	17.7%
JCP Construction, LLC	A.W. Oakes & Son	Concrete Work	\$402,923		0.0%
JCP Construction, LLC	Hunzinger Construction Co.	Foundation Concrete - Man. Bay	\$671,649	\$330,893	49.3%
JCP Construction, LLC	Hunzinger Construction Co.	Bridge Carpentry	\$54,069		0.0%
JCP Construction, LLC	Hunzinger Construction Co.	Manufacturing & Parking Carpentry	\$289,409	\$61,031	21.1%
JCP Construction, LLC	Hunzinger Construction Co.	Office Carpentry	\$33,930		0.0%
JCP Construction, LLC	Hunzinger Construction Co.	Prime Contractor	\$493,240	\$493,240	100.0%
JCP Construction, LLC	Hunzinger Construction Co.	Foundation Concrete - Office	\$128,500		0.0%
JCP Construction, LLC	Muza Sheet Metal Co.	Exterior Metal Panel System	\$374,407	\$89,351	23.9%
JCP Construction, LLC	Muza Sheet Metal Co.	Jobsite Labor	\$81,513	\$81,513	100.0%
KMI Construction, LLC	Hunzinger Construction Co.	Office Masonry	\$1,352,920	\$762,922	56.4%
M&J Krueger Trucking, LLC	Stano Landscaping, Inc.	Trucking/Hauling	\$23,000	\$23,000	100.0%
Peachy Clean Commercial & Construction Cleaning, LLC	Hunzinger Construction Co.	Construction Cleaning	\$20,890	\$20,890	100.0%
P.J.'s Trucking, LLC	Payne & Dolan, Inc.	Trucking - Asphalt	\$9,050		0.0%
P.L. Freeman Co.	Cornerstone One, LLC	Subcontractor/Supplier - Site Utilities	\$150,014	\$114,839	76.6%
P.L. Freeman Co.	Lee Plumbing & Mechanical	Jobsite Labor & Equipment	\$2,126,803	\$1,746,050	82.1%
P.L. Freeman Co.	MM Schranz, Inc.	Roofing - Manufacturing	\$559,280	\$132,460	23.7%
P.L. Freeman Co.	MM Schranz, Inc.	Roofing - Ofc., Parking, Bridge	\$258,661	\$258,661	100.0%
Price & Sons, Inc.	Cornerstone One, LLC	Material Supplier	\$504,695	\$504,695	100.0%
Ram's Contracting LTD	Hunzinger Construction Co.	Trash Removal and Misc. Trucking	\$121,053	\$112,785	93.2%
Rockwell Mechanical, LLC	Grunau Co.	HVAC Office & Parking Deck	\$1,616,458	\$1,463,382	90.5%
Rockwell Mechanical, LLC	Cornerstone One, LLC	Vapor Barrier - Office	\$22,207	\$22,207	100.0%
Rodriguez Coconstruction Co.	Payne & Dolan, Inc.	Asphalt Labor	\$5,000		0.0%
Security Officer Services, Inc.	Hunzinger Construction Co.	Site Security	\$160,000	\$107,152	67.0%
South Star Trucking, Inc.	Payne & Dolan, Inc.	Trucking - Asphalt	\$54,350		0.0%
SPE, Inc.	Avantti Design Group, LLC	Steel Erection - Building	\$5,353,761	\$5,302,212	99.0%
SPE, Inc.	Daigle Brothers, Inc.	Steel Erection - Office	\$1,258,331	\$1,258,331	100.0%
SPE, Inc.	Doral Corp.	Steel Erection - Bridge	\$412,400	\$367,172	89.0%
Straightline Grading & Excavating, LLC	Cornerstone One, LLC	Material/Labor	\$150,000	\$74,288	49.5%
Straightline Grading & Excavating, LLC	A.W. Oakes & Son	Mass Grading	\$1,609,690	\$1,244,941	77.3%
Szada Trucking, Inc.	Cornerstone One, LLC	Trucking / Hauling - Site Utilities	\$204,784	\$204,784	100.0%
Szada Trucking, Inc.	Cornerstone One, LLC	Trucking / Hauling - Office Plumbing	\$68,440	\$51,013	74.5%
Szada Trucking, Inc.	Cornerstone One, LLC	Trucking / Hauling - Manufacturing Plumbing	\$770	\$770	100.0%
Szada Trucking, Inc.	Cornerstone One, LLC	Trucking / Hauling - Office Excavation	\$616,863	\$616,863	100.0%
Szada Trucking, Inc.	Cornerstone One, LLC	Trucking / Hauling - Parking Excavation	\$40,050		0.0%

TABLE 4 cont.: SBE CONSTRUCTION INCLUSION through September 2021

SBE Firm	Contracted by	Scope of Work	SBE Contract Value	SBE Paid to Date	% of Contract paid through September 2021
Szada Trucking, Inc.	Cornerstone One, LLC	Trucking / Hauling - Bridge Excavation	\$6,425		0.0%
Szada Trucking, Inc.	Cornerstone One, LLC	Trucking / Hauling - Bay 1-4 Excavation	\$139,740		0.0%
Szada Trucking, Inc.	Cornerstone One, LLC	Trucking / Hauling - Bay 5 Excavation	\$107,188		0.0%
Szada Trucking, Inc.	Cornerstone One, LLC	Trucking / Hauling - Monument Excavation	\$6,383		0.0%
Thomas A. Mason Company, Inc.	Hunzinger Construction Co.	Painting	\$1,909,092	\$397,588	20.8%
Thomas A. Mason Company, Inc.	Hunzinger Construction Co.	Flooring	\$984,059	\$445,242	45.2%
Toki & Associates, Inc.	Hunzinger Construction Co.	Survey & Layout	\$40,000	\$4,060	10.2%
Toki & Associates, Inc.	Cornerstone One, LLC	Survey & Layout - Site Utilities	\$38,140	\$38,140	100.0%
Vazcaino's Trucking, LLC	Payne & Dolan, Inc.	Trucking - Asphalt	\$13,100		0.0%
ZS, LLC	Michels Corp.	Survey & Documentation	\$73,950	\$49,000	66.3%
ZS, LLC	Hunzinger Construction Co.	Roof Davits Manufacturing	\$236,500	\$25,439	10.8%
SBE Construction Contracts Awarded to Date			\$65,370,481	\$49,181,118	75.2%
All Construction Contracts Awarded to Date			\$160,379,049		
SBE Construction Participation to Date			40.8%		Project Goal is 25%

* S/DBE also has a certified sub contractor. Contract values shown are for self perform work only

CONSTRUCTION SBE INCLUSION

GRAPH 3

Contract Participation



25% SBE Goal

GRAPH 4

Payments To Date



SBE Contract Payments Remaining

TABLE 5: TOTAL RPP PARTICIPATION through September 2021

Contractor	Contracted by	Scope of Work	Total Hours	RPP Hours	RPP %	Bonus Hours	RPP w/ Bonus Hours	RPP/SIA Hours	RPP/SIA %
30th State, LLC	MJM Truckin' LLC	Trucking	390.5	0.0	0.0%	0.0	0.0%	0.0	0.0%
ADG	Hunzinger Construction Co.	Fabrication & Installation	4,471.8	866.5	19.4%	209.7	24.1%	225.0	26.0%
Alex Simply Trucking, LLC	MJM Truckin' LLC	Trucking	188.5	188.5	100.0%	84.8	145.0%	188.5	100.0%
Area Erectors	Spancrete, Inc.	Steel & Precast Erector	2,637.0	1,078.0	40.9%	407.2	56.3%	390.0	36.2%
Arrow Crete Construction	Cornerstone Plumbing	Concrete Work	31.5	9.0	28.6%	2.9	37.9%	9.0	100.0%
A.W. Oakes & Sons, Inc.	Hunzinger Construction Co.	Mass Grading	15,610.3	5,305.8	34.0%	2,150.4	47.8%	2,331.0	43.9%
Bane Nelson	Zs LLC	General Contractor	33.0	0.0	0.0%	0.0	0.0%	0.0	0.0%
Building Services, Inc.	Hunzinger Construction Co.	Hunzinger Construction Co.	751.5	0.0	0.0%	52.9	7.0%	0.0	0.0%
Chilstrom Erecting Corp.	Duwe Metal Products	Rebar	15,749.0	3,187.0	20.2%	806.1	25.4%	1,755.5	55.1%
Construction Services of Milwaukee, LLC	Michels Corp.	Structural Steel Furnish & Install	2,197.0	2,005.5	91.3%	892.9	131.9%	141.5	7.1%
Cornerstone Plumbing	Hunzinger Construction Co.	Footing Excavation	23,871.1	6,228.5	26.1%	1,975.8	34.4%	1,444.1	23.2%
C.M. Morris Group, Inc.	Hetzel-Sanfilippo, Inc.	Fireproofing & Spray Foam Insulation	918.8	62.0	6.7%	0.0	6.7%	0.0	0.0%
Dairyland Energy Solutions, Inc.	Cornerstone Plumbing	Fixture Installation	338.0	338.0	100.0%	152.1	145.0%	0.0	0.0%
David Bartel Trucking, Inc.	MJM Truckin' LLC	Trucking	54.0	0.0	0.0%	0.0	0.0%	0.0	0.0%
Delgado Trucking	MJM Truckin' LLC	Trucking	709.0	709.0	100.0%	319.1	145.0%	709.0	100.0%
Design Build Fire Protection	Hunzinger Construction Co.	Fire Protection	5,025.0	2,318.5	46.1%	908.0	64.2%	0.0	0.0%
Doral Corp.	Construction Services of Milwaukee, LLC/ Hunzinger Construction Co.	Welding Piles	1,117.0	1,117.0	100.0%	502.7	145.0%	1,081.0	96.8%
Duwe Metal Products	Hunzinger Construction Co./ Klein-Dickert Milwaukee, Inc./ Superior Masonry	Reinforcing Steel/ Window System/ Concrete Slabs	6,327.3	3,234.0	51.1%	1,300.6	71.7%	2,844.5	88.0%
Edra Trucking, LLC	MJM Truckin' LLC	Trucking	360.8	272.0	75.4%	118.0	108.1%	272.0	100.0%
Express Insulation	Cornerstone Plumbing	Insulation Installation	1,261.5	1,048.5	83.1%	461.2	119.7%	0.0	0.0%
Gordon Solutions, LLC	Klein-Dickert Milwaukee, Inc.	Glass Installation and Glazing	502.3	502.3	100.0%	226.1	145.0%	40.0	8.0%
Hard Rock Sawing	Cornerstone Plumbing	Site Utilities	53.0	0.0	0.0%	0.0	0.0%	0.0	0.0%
Helmrick's Trucking, LLC	MJM Truckin' LLC	Trucking	30.5	0.0	0.0%	0.0	0.0%	0.0	0.0%
Hetzel-Sanfilippo, Inc.	Hunzinger Construction Co.	Insulation Contractor	20,887.3	10,170.5	48.7%	4,040.9	68.0%	6,116.5	60.1%
HI & J Trucking, LLC	MJM Truckin' LLC	Trucking	71.5	0.0	0.0%	32.2	45.0%	0.0	0.0%
Hillside Damproofing	Hunzinger Construction Co.	Waterproofing Machine Bases	218.3	0.0	0.0%	0.0	0.0%	0.0	0.0%
Hunzinger Construction Co.	N/A	General Contractor	53,143.5	26,558.0	50.0%	10,629.3	70.0%	5,661.5	21.3%
HVA Products, Inc.	Grunau Company/ Lee Plumbing Mechanical	HVAC Installation	1,318.0	639.0	48.5%	253.6	67.7%	0.0	0.0%
Insulation Industries, Inc.	Grunau Company	Furnish/Install HVAC Controls	3,000.5	1,967.5	65.6%	833.7	93.4%	689.5	35.0%
Ivan's Trucking, LLC	MJM Truckin' LLC	Trucking	182.5	182.5	100.0%	82.1	145.0%	182.5	100.0%
JCP Construction	Hunzinger Construction Co./ Muza Sheet Metal Co.	Foundation Concrete/ Labor	5,801.5	3,769.5	65.0%	1,594.7	92.5%	1,726.0	45.8%
JLS Truckin' LLC	MJM Truckin' LLC	Trucking	282.3	282.3	100.0%	127.0	145.0%	282.3	100.0%
Jose G Mora Trucking, LLC	MJM Truckin' LLC	Trucking	16.0	0.0	0.0%	0.0	0.0%	0.0	0.0%
JRA Construction, LLC	Cornerstone Plumbing	Trucking	139.0	0.0	0.0%	0.0	0.0%	0.0	0.0%
Klein-Dickert Milwaukee, Inc.	Hunzinger Construction Co.	Glass & Glazing Services	7,190.8	2,729.5	38.0%	1,005.2	51.9%	868.0	31.8%
Grunau Company	Hunzinger Construction Co.	Fire Protection & Mechanical Systems	11,529.0	5,306.0	46.0%	2,266.6	65.7%	477.5	9.0%
Guin's Trucking, LLC	MJM Truckin' LLC	Trucking	23.5	0.0	0.0%	0.0	0.0%	0.0	0.0%
Hard Rock Sawing	Cornerstone Plumbing	Site Utilities	62.5	0.0	0.0%	0.0	0.0%	0.0	0.0%
Helmrick's Trucking, LLC	MJM Truckin' LLC	Trucking	39.0	0.0	0.0%	0.0	0.0%	0.0	0.0%
Hetzel-Sanfilippo, Inc.	Hunzinger Construction Co.	Insulation Contractor	23,243.5	10,856.5	46.7%	4,270.1	65.1%	6,404.5	59.0%

TABLE 5 Cont.: TOTAL RPP PARTICIPATION through September 2021

Contractor	Contracted by	Scope of Work	Total Hours	RPP Hours	RPP %	Bonus Hours	RPP w/ Bonus Hours	RPP/SIA Hours	RPP/SIA %
HI & J Trucking, LLC	MJM Truckin' LLC	Trucking	156.8	156.8	100.0%	70.5	145.0%	0.0	0.0%
Hillside Damproofing	Hunzinger Construction Co.	Waterproofing Machine Bases	509.8	0.0	0.0%	0.0	0.0%	0.0	0.0%
Hunzinger Construction Co.	Hunzinger Construction Co.	General Contractor	73,602.0	37,166.5	50.5%	14,908.2	70.8%	7,050.0	19.0%
Hurt Electric, Inc.	Pieper Electric, Inc./ Hunzinger Construction Co.	Electrical Work	6,168.5	3,928.5	63.7%	1,655.8	90.5%	906.5	23.1%
HVA Products, Inc.	Grunau Company/ Lee Plumbing Mechanical	HVAC Installation	1,708.0	935.0	54.7%	382.1	77.1%	0.0	0.0%
Insulation Industries, Inc.	Grunau Company	Furnish/Install HVAC Controls	3,225.0	2,031.5	63.0%	854.5	89.5%	689.5	33.9%
Ivan's Trucking, LLC	MJM Truckin' LLC	Trucking	182.5	182.5	100.0%	82.1	145.0%	182.5	100.0%
JCP Construction	Hunzinger Construction Co./ Muza Sheet Metal Co.	Foundation Concrete/ Labor	9,439.5	5,287.5	56.0%	2,171.8	79.0%	2,529.0	47.8%
JLS Truckin' LLC	MJM Truckin' LLC	Trucking	338.5	338.5	100.0%	152.3	145.0%	338.5	100.0%
Jose G Mora Trucking, LLC	MJM Truckin' LLC	Trucking	16.0	0.0	0.0%	0.0	0.0%	0.0	0.0%
JRA Construction, LLC	Cornerstone Plumbing	Trucking	212.0	0.0	0.0%	0.0	0.0%	0.0	0.0%
Klein-Dickert Milwaukee, Inc.	Hunzinger Construction Co.	Glass & Glazing Services	9,221.0	3,934.3	42.7%	1,506.0	59.0%	1,305.0	33.2%
KMI Construction, LLC	Hunzinger Construction Co.	Masonry	8,618.0	3,619.5	42.0%	8.0	42.1%	3,117.0	86.1%
L&S Insulation	Lee Plumbing Mechanical Contractors, Inc.	Insulation	78.0	0.0	0.0%	0.0	0.0%	0.0	0.0%
LDE Trucking, LLC	MJM Truckin' LLC	Trucking	53.3	0.0	0.0%	0.0	0.0%	0.0	0.0%
Lee Plumbing Mechanical Contractors, Inc.	Hunzinger Construction Co.	HVAC & Electrical Work	7,472.5	3,095.0	41.4%	1,342.4	59.4%	677.5	21.9%
M. M. Schranz Roofing, Inc.	Hunzinger Construction Co.	Commercial Roofing & Waterproofing	10,509.0	4,250.0	40.4%	1,599.6	55.7%	1,226.5	28.9%
Michels Corp.	Hunzinger Construction Co.	Pile Driving	34,841.5	12,940.5	37.1%	4,728.2	50.7%	4,510.0	34.9%
Midwest Stairs & Iron, Inc	Hunzinger Construction Co.	Fabrication & Steel, Metal railings	1,181.5	356.5	30.2%	119.2	40.3%	346.5	97.2%
MJM Truckin' LLC	Straightline Grading & Excavating, LLC	Trucking	1,843.8	1,843.8	100.0%	829.7	145.0%	0.0	0.0%
Moras Trucking Uno, LLC	MJM Truckin' LLC	Trucking	717.0	607.5	84.7%	267.9	122.1%	607.5	100.0%
Muza Sheet Metal	Hunzinger Construction Co.	Sheet Metal Supplier	2,370.5	0.0	0.0%	0.0	0.0%	0.0	0.0%
Northway	Hunzinger Construction Co.	Fence Contractor	394.0	96.0	24.4%	28.3	31.5%	96.0	100.0%
P.L. Freeman Co.	Cornerstone Plumbing/ M.M. Schranz, Inc./ Lee Plumbing Mechanical	Site Utilities/ Roofing	1,433.5	1,381.5	96.4%	616.0	139.3%	173.5	12.6%
Payne & Dolan, Inc.	Hunzinger Construction Co.	Foundation Concrete/ Excavating	722.5	144.5	20.0%	619.1	105.7%	47.5	32.9%
Performance Contracting, Inc DBA PCI Austad	Hunzinger Construction Co.	Acoustic Ceiling Installation	3,537.0	1,610.5	45.5%	628.4	63.3%	497.5	30.9%
R & C Trucking, LLC	MJM Truckin' LLC	Trucking	49.0	0.0	0.0%	0.0	0.0%	0.0	0.0%
RD Construction of WI, LLC	MJM Truckin' LLC	General Contractor	19.8	0.0	0.0%	0.0	0.0%	0.0	0.0%
Regency Janitorial Service, Inc	Hunzinger Construction Co.	Janitorial	850.5	627.3	73.8%	232.0	27.4%	549.8	87.6%
Rock Solid Stabilization & Reclamation, Inc.	A.W. Oakes & Sons, Inc.	Reclamation Contractor	143.0	0.0	0.0%	0.0	0.0%	0.0	0.0%
Rockwell Mechanical	Grunau Company/ Cornerstone Plumbing	HVAC/ Plumbing Systems	1,191.3	518.0	43.5%	199.4	60.2%	0.0	0.0%
S. Sanchez Trucking	MJM Truckin' LLC	Trucking	471.3	0.0	0.0%	0.0	0.0%	0.0	0.0%
Sid's Sealants	Klein-Dickert Milwaukee, Inc.	Sealing Window Systems	224.5	0.0	0.0%	0.0	0.0%	0.0	0.0%
SOS Security Officer Services, Inc.	Hunzinger Construction Co.	Security Services	4,058.7	3,107.6	76.6%	1,350.8	109.8%	2,239.1	72.1%

TABLE 5 Cont.: TOTAL RPP PARTICIPATION through September 2021

Contractor	Contracted by	Scope of Work	Total Hours	RPP Hours	RPP %	Bonus Hours	RPP w/ Bonus Hours	RPP/SIA Hours	RPP/SIA %
SPE Inc. - Grunau	Daigle Brothers, Inc./ ADG/ Doral Corp./ Duwe Metals	Steel Erection	67,736.1	26,372.6	38.9%	9,799.5	53.4%	7,285.1	27.6%
Staff Electric	Hunzinger Construction Co.	Manufacturing & Bridge HVAC	13,434.5	12,145.5	90.4%	4,955.5	127.3%	3,137.5	25.8%
Stano Landscaping	Hunzinger Construction Co.	Landscape construction	2,377.6	0.0	0.0%	175.3	7.4%	0.0	0.0%
Stoiber Electric Co., Inc.	Staff Electric	Electrical Designers	1,437.0	575.0	40.0%	215.7	55.0%	0.0	0.0%
Straightline Grading & Excavating, LLC	A.W. Oakes & Sons, Inc./ Cornerstone Plumbing	Mass Grading/ Trucking	7,877.2	530.0	6.7%	19.1	7.0%	0.0	0.0%
Superior Masonry	Hunzinger Construction Co.	Masonry & Concrete Construction	9,066.5	4,051.5	44.7%	1,572.4	62.0%	2,196.5	54.2%
Surf Prep	Hunzinger Construction Co.	Painter	2,026.9	0.0	0.0%	0.0	0.0%	0.0	0.0%
Szada Trucking, Inc.	Cornerstone Plumbing	Trucking	8,597.0	8,566.3	99.6%	3,853.3	144.5%	7,196.5	84.0%
Terminal-Andrae, Inc.	Hurt Electric	Electrical Work	16,004.0	7,760.5	48.5%	3,080.1	67.7%	1,743.5	22.5%
Thomas A. Mason Co., Inc.	Hunzinger Construction Co.	Flooring Installation & Wall Coverings	9,460.0	3,092.5	32.7%	1,519.3	48.8%	1,603.0	51.8%
Volkman Railroad Builders Inc	Hunzinger Construction Co.	Railroad Construction Contractor	1,126.3	120.0	10.7%	3.7	11.0%	96.5	80.4%
Waukesha Air & Vapor Barrier, Inc.	Hetzel-Sanfilippo, Inc.	General Contractor	532.0	237.0	44.5%	91.9	61.8%	237.0	100.0%
Yakov and Tina, Inc.	MJM Truckin' LLC	Trucking	60.5	0.0	0.0%	0.0	0.0%	0.0	0.0%
TOTALS			442,737.2	196,242.4	44.3%	76,744.8	61.7%	68,898.1	35.1%

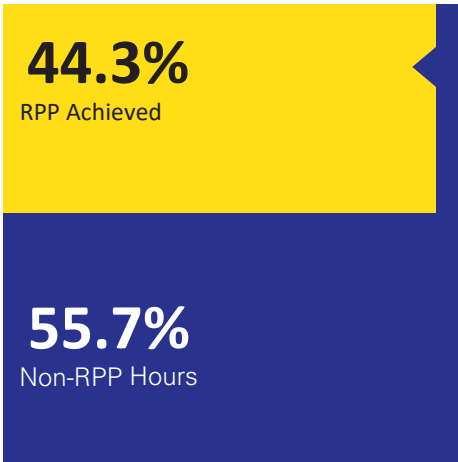


A Carpenter checking his work for accuracy.

RPP INCLUSION

GRAPH 5

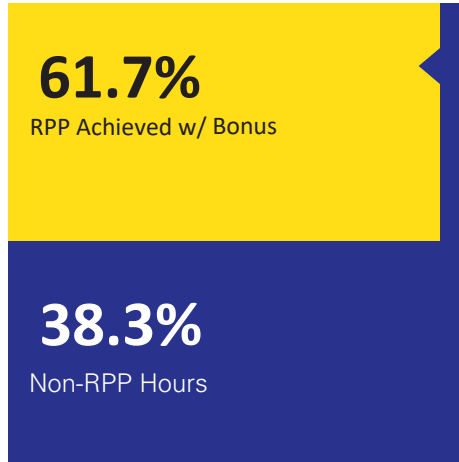
RPP Inclusion



442,737.22 Total hours worked
40% RPP Requirement

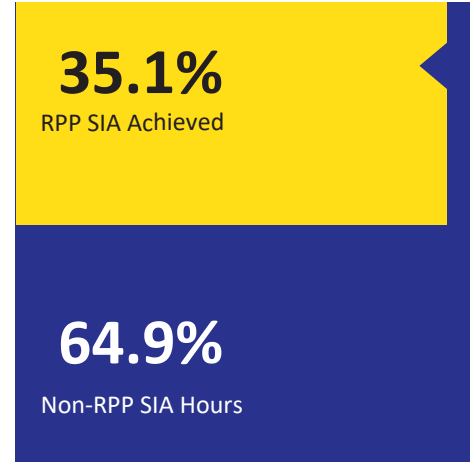
GRAPH 6

RPP Inclusion w/ Bonus



GRAPH 7

RPP SIA Inclusion



25% RPP SIA Requirement



Pipefitter preparing to transport materials to new work station.

TABLE 6: RPP PARTICIPATION BY ZIP CODE & TRADE through September 2021

Zip Code & Trade	# of RPP Workers	Total RPP Hours
Zip Code 53202		
Heat or Frost Insulator	1	8.0
Ironworker	4	2,862.0
Plumber	1	338.0
53202 Total	6	3,208.0
Zip Code 53204		
Bricklayer	1	534.5
Carpenter	3	1,473.5
Heat or Frost Insulator	1	689.5
Ironworker	1	649.5
Laborer	5	1,658.7
Piledriver	1	746.5
Truck Driver	3	2,350.5
Tuckpointer	1	352.0
53204 Total	12	8,454.7
Zip Code 53205		
Carpenter	1	2,452.0
Laborer	2	1,307.0
53205 Total	3	3,759.0
Zip Code 53206		
Carpenter	2	1,110.5
Cement Finisher	1	398.5
Ironworker	2	2,563.5
Operator	1	47.5
Laborer	2	1,193.8
Sheet Metal Worker	1	205.5
Truck Driver	1	179.0
53206 Total	10	5,698.3
Zip Code 53207		
Carpenter	5	6,947.0
Cement Finisher	1	367.0
Electrician	4	3,285.0
Heavy Equipment Operator	3	1,962.5
Ironworker	2	1,584.5
Laborer	3	2,562.0
Painting	1	138.0
Piledriver	2	2,793.0
Plumber	1	1,053.0
Roofer	1	162.5
Steamfitter	4	1,748.0
Teledata Technician or Installer	1	758.5
Truck Driver	2	376.0
53207 Total	25	23,737.0

Zip Code & Trade	# of RPP Workers	Total RPP Hours
Zip Code 53208		
Acoustic Ceiling Tile Installer	1	32.0
Carpenter	1	1,765.5
Electrician	2	1,738.5
Ironworker	4	1,501.5
Laborer	3	757.5
Millwright	1	800.0
Sheet Metal Worker	2	351.5
53208 Total	14	6,946.5
Zip Code 53209		
Acoustic Ceiling Tile Installer	1	684.0
Electrician	1	783.0
Heavy Equipment Operator	3	1,777.8
Ironworker	1	151.0
Laborer	2	1,258.5
53209 Total	7	4,654.3
Zip Code 53210		
Bricklayer	1	909.0
Electrician	2	976.5
Heavy Equipment Operator	1	280.5
Ironworker	1	456.5
Plumber	1	8.0
Sheet Metal Worker	1	206.5
53210 Total	7	2,837.0
Zip Code 53211		
Acoustic Ceiling Tile Installer	1	447.0
Electrician	1	309.5
Ironworker	2	1,645.0
Plumber	1	37.5
Project Engineer (Non-construction)	2	2,334.0
53211 Total	7	4,773.0
Zip Code 53212		
Acoustic Ceiling Tile Installer	1	497.5
Carpet Layer	1	13.0
Carpenter	5	1,853.5
Electrician	2	2,392.0
Glazier	1	1,305.0
Ironworker	6	2,917.0
Laborer	3	294.0
Steamfitter	1	359.5
Truck Driver	2	179.8
53212 Total	19	9,811.3

TABLE 6 Cont.: RPP PARTICIPATION BY ZIP CODE & TRADE through September 2021

Zip Code & Trade	# of RPP Workers	Total RPP Hours
Zip Code 53213		
Electrician	1	1,896.0
Ironworker	3	249.0
Steamfitter	3	2,779.5
53213 Total	5	4,924.5
Zip Code 53214		
Electrician	1	884.0
Fire Sprinkler Fitter	1	1,488.0
Heat or Frost Insulator	2	1,342.0
Ironworker	3	1,460.5
Laborer	2	2,235.0
Painter	1	154.5
53214 Total	9	7,564.0
Zip Code 53215		
Bricklayer	1	517.0
Carpenter	9	3,697.0
Drywall Taper or Finisher	1	584.0
Electrician	1	452.5
Fence Erector	1	96.0
Heavy Equipment Operator	3	3,602.5
Ironworker	7	5,039.6
Laborer	7	2,918.8
Painter	4	2,202.8
Roofer	1	1,226.5
Truck Driver	15	6,785.3
Tuckpointer	2	1,041.5
53215 Total	43	28,163.4
Zip Code 53216		
Acoustic Ceiling Tile Installer	1	77.0
Carpenter	7	6,685.5
Heat or Frost Insulator	1	119.0
Electrician	1	727.0
Laborer	1	2,429.0
Millwright	1	36.0
Truck Driver	1	1,843.8
Total 53216	14	11,917.3


Zip Code & Trade	# of RPP Workers	Total RPP Hours
Zip Code 53218		
Bricklayer	1	9.5
Carpet Layer	1	23.0
Carpenter	2	1,771.3
Electrician	1	1,198.5
Heavy Equipment Operator	2	701.0
Ironworker	2	1,373.5
Laborer	1	787.0
Piledriver	1	1,064.0
Plasterer	1	12.0
Plumber	1	1,429.9
Roofer	1	1,219.0
Truck Driver	2	416.0
53218 Total	16	10,004.7
Zip Code 53219		
Carpenter	1	378.5
Cement Finisher	1	366.0
Drywall Taper or Finisher	2	1,050.0
Electrician	1	768.0
Fire Sprinkler Fitter	1	184.0
Glazier	1	379.8
Heavy Equipment Operator	2	2,200.0
Ironworker	3	2,012.0
Laborer	3	2,676.8
Roofer	1	1,162.5
Sheet Metal Worker	1	585.5
53219 Total	18	11,763.1
Zip Code 53220		
Electrician	2	1,350.0
Glazier	1	1,387.8
Ironworker	2	1,258.5
Laborer	1	173.0
Steamfitter	1	202.0
Roofer	1	479.5
53220 Total	6	4,850.8
Zip Code 53221		
Acoustic Ceiling Tile Installer	1	352.0
Carpenter	2	2,302.5
Electrician	3	2,690.0
Heavy Equipment Operator	2	1,621.5
Heat or Frost Insulator	1	116.0
Ironworker	1	28.0
Laborer	2	845.5
Sheet Metal Worker	1	1,190.0
Truck Driver	2	521.5
53221 Total	14	9,667.0

TABLE 6 Cont.: RPP PARTICIPATION BY ZIP CODE & TRADE through September 2021

Zip Code & Trade	# of RPP Workers	Total RPP Hours
Zip Code 53222		
Carpenter	1	1,079.0
Cement Finisher	1	896.5
Electrician	2	1,978.5
Fire Sprinkler Fitter	1	646.5
Ironworker	2	1,025.0
Laborer	1	5.0
Piledriver	1	449.0
Plumber	2	1,475.9
Sheet Metal Worker	1	380.0
53222 Total	11	7,935.4
Zip Code 53223		
Glazier	1	861.8
Ironworker	2	2,229.0
Laborer	2	1,466.5
53223 Total	4	4,557.3
Zip Code 53224		
Carpenter	2	2,658.5
Carpet Layer	2	1,136.0
Electrician	3	1,994.0
Steamfitter	1	396.0
Heavy Equipment Operator	1	47.5
Ironworker	1	1,440.0
Truck Driver	1	213.0
53224 Total	9	7,885.0
Zip Code 53225		
Carpet Layer	1	38.0
Electrician	1	935.0
Steamfitter	1	490.5
Sheet Metal Worker	1	104.0
Laborer	2	876.5
53225 Total	3	2,444.0
Zip Code 53227		
Carpenter	2	1,535.5
Laborer	2	2,995.0
53227 Total	4	4,530.5
Zip Code 53228		
Cement Finisher	1	1,492.5
Heat or Frost Insulator	1	805.5
Ironworker	2	545.5
Steamfitter	1	36.0
Plasterer	1	50.0
53228 Total	5	2,929.5

Zip Code & Trade	# of RPP Workers	Total RPP Hours
Zip Code 53233		
Carpenter	1	1,014.8
Project Engineer (Non-construction)	1	2,211.5
53233 Total	2	3,226.3
TOTALS*		
	259	196,241.5

* Actual number of unique workers is 254, as two workers resided in multiple zip codes and three workers have multiple trades.



Workers creating a skywalk from the parking structure.