



2nd Street Public Infrastructure

**SBE and RPP Participation
Quarterly Performance Report
through December 31, 2020**



Submitted by:

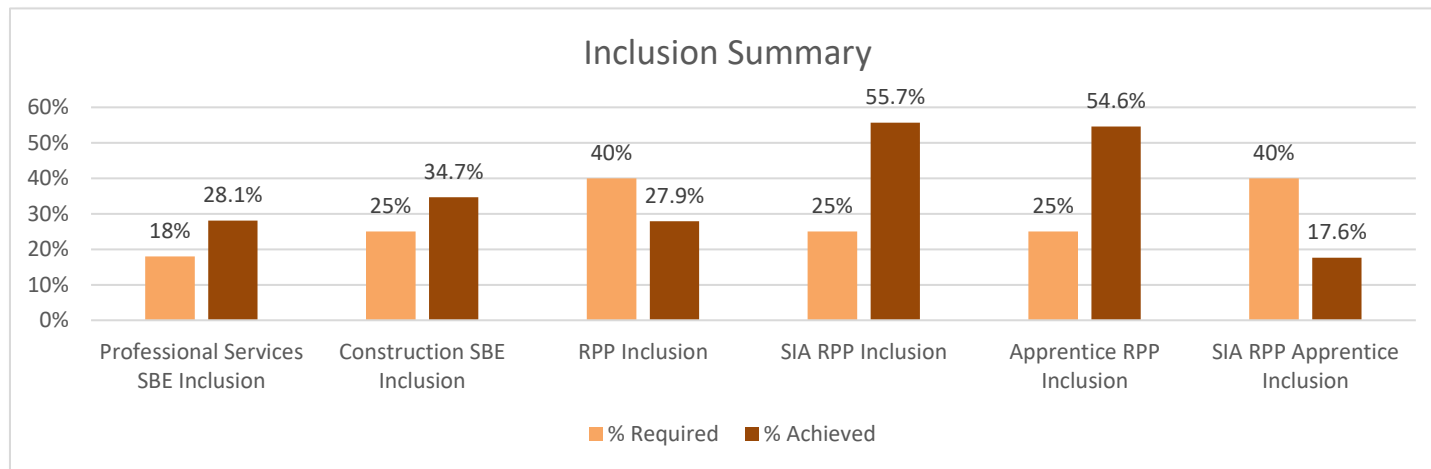


Date: January 25, 2021

Project Summary

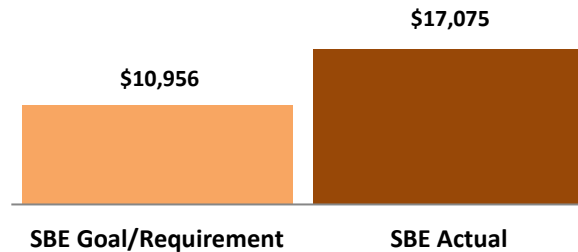
North 2nd Street between West Wisconsin and West Wells Avenues is being reconstructed to compliment The Grand Theater, the new home for the Milwaukee Symphony Center. This project is undertaken by the City of Milwaukee, Redevelopment Authority of the City of Milwaukee and TNSH Landlord LLC.

Developer	TNSH Landlord LLC
Project Address	200 – 208 and 212 West Wisconsin Avenue, WI 53203
Construction Manager	C. D. Smith Construction
Professional Services Cost Subject to Inclusion	\$60,869
Professional Services Draws to Date	\$54,857
Construction Cost Subject to Inclusion	\$1,936,155
Construction Draws to Date	\$1,540,203



SBE Professional Services Inclusion

Through December 31, 2020, this project has achieved 28.1% Professional Services inclusion.



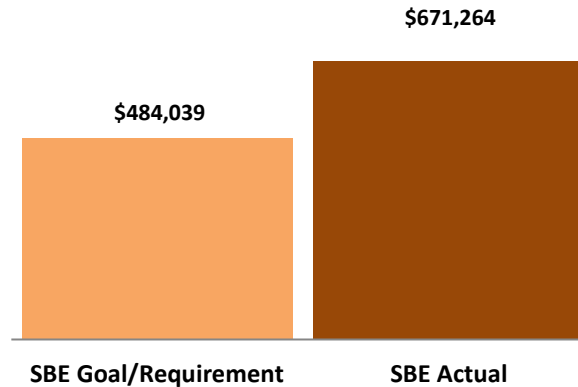
Total Value of SBE Payments	Goal/Requirement	Actual	Status
SBE Participation Percentage	18.0%	28.1%	+10.1%
Value of SBE Participation	\$10,956	\$17,075	+\$6,119

Table 1: Professional Services Inclusion

NAME OF CERTIFIED FIRM	SBE	SUBCONTRACTOR OF	SERVICE PERFORMED OR MATERIALS SUPPLIED	SUBCONTRACT AWARD AMOUNT	TOTAL AMOUNT PAID TO DATE
Cross Management Services, Inc.	SBE	Milwaukee Symphony Orchestra (M S O)	Inclusion Consultant	\$ 17,075	\$ 8,988
TOTAL INCLUSION				\$ 17,075	\$ 8,988
INCLUSION, AS PERCENT OF PROFESSIONAL SERVICES COST SUBJECT TO INCLUSION				28.1%	
INCLUSION, AS PERCENT OF PROFESSIONAL SERVICES DRAWS					16.4%

SBE Construction Inclusion

Through December 31, 2020, this project has achieved 34.7% SBE participation for Construction.



Total Value of SBE Payments	Goal/Requirement	Actual	Status
SBE Participation Percentage	25.0%	34.7%	+9.7%
Value of SBE Participation	\$484,039	\$671,264	+\$187,225

Table 2: Construction SBE Inclusion

NAME OF CERTIFIED FIRM	SBE	SUBCONTRACTOR OF	SERVICE PERFORMED OR MATERIALS SUPPLIED	SUBCONTRACT AWARD AMOUNT	TOTAL AMOUNT PAID TO DATE
Backstrom Trucking	DBE	Edgerton/Lake Edge	Trucking	\$ 1,241	\$ -
Construction Services of Milwaukee	SBE	Michels Foundations	Concrete Labor	\$ 290,971	\$ 189,536
Dedicated Contractors	SBE	CD SMITH Construction	City Underground Conduit (Infrastructure)	\$ 189,999	\$ 170,999
FCO Trucking	DBE	Edgerton/Lake Edge	Trucking	\$ 2,235	\$ -
Gonzalez E	DBE	Edgerton/Lake Edge	Trucking	\$ 4,489	\$ -
Hawk Industries	DBE	CD SMITH Construction	Concrete Support - Alley	\$ 40,863	\$ 40,863
RB General Trucking	SBE	MJ Construction, Inc.	Trucking	\$ 95,866	\$ 95,866
Security Officer Services	SBE	CD SMITH Construction	Security	\$ 43,749	\$ 43,749
WI Utility Exposure	SBE	MJ Construction, Inc.	Hydro-Excavation	\$ 1,850	\$ 1,850
TOTAL INCLUSION				\$ 671,264	\$ 542,863
INCLUSION, AS PERCENT OF CONSTRUCTION COST SUBJECT TO INCLUSION				34.7%	
INCLUSION, AS PERCENT OF CONSTRUCTION DRAWS					35.2%

RPP Participationⁱ

As shown in the Table 3 below, the RPP inclusion achieved is 27.9% when the bonus hours for SIA RPP, RPP Apprentice hours, and MSO North Parking Lot Project RPP hours are included. The SIA RPP bonus hours and Apprentice RPP bonus hours were calculated as instructed by the Office of Equity & Inclusion¹.

Table 3: RPP Participation by Contractor

RPP Report						
Contractor	Trade	On-Site Construction Hours				
		Total Hours Worked	RPP Worker Hours	RPP %	SIA RPP Hours	SIA RPP %
C.D. Smith	Concrete	556.00	216.00	38.8%		
Construction Services of Milwaukee LLC	Cement Finishing	2,259.50				
FCO Trucking	Trucking	21.00				
Leon Transportation	Trucking	42.92				
MJ Construction Inc.	Excavation	1,931.00	524.50	27.2%	87.50	16.7%
Michels Corporation	Cement Finishing	1,764.50				
Payne & Dolan - MSO North Parking Lot	Trucking		54.75		12.25	22.4%
SOS Security Officer Services, Inc.	Security	2,781.75	1,488.75	53.5%	1,281.50	86.1%
Szade Trucking Inc.	Trucking	273.50	194.75	71.2%		
Subtotal Hours		9,630.17	2,478.75	25.7%	1,381.25	55.7%
Bonus SIA RPP Hours ⁱⁱ			209.12			
Bonus RPP Apprentice ⁱⁱⁱ			82.25			
Total Hours^{iv}		9,630.17	2,687.87	27.9%		

¹ The calculation of the SIA RPP and RPP Apprentice Bonus Hours in accordance with the language in the HR Agreement is included as end notes to this report.

Table 4: RPP Participation by Craft

Craft	RPP Hours	# of RPP Workers
Heavy Equipment Operator	340.75	5
Laborers	1,943.25	15
Truck Drivers	194.75	1
Total	2,478.75	21

Table 5: RPP Participation by Zip Code

Zip Code	RPP Hours	# of RPP Workers
53205	95.00	1
53206	714.00	1
53208	6.00	1
53209	443.25	3
53212	53.50	1
53215	504.75	3
53216	32.00	1
53218	49.25	2
53219	32.00	1
53220	135.00	1
53221	234.75	2
53225	179.25	4
Total	2,478.75	21

Table 6: RPP Participation by Race

Ethnicity	RPP Hours	# of RPP Workers
African American	1,288.75	10
Causasian	1,177.75	10
Not Specified	12.25	1
Total	2,478.75	21

Table 7: RPP Participation by Gender

Gender	RPP Hours	# of RPP Workers
Male	2,426.75	20
Female	52.00	1
Total	2,478.75	21

Table 8: Apprenticeship & On-The-Job Trainee Participation

Apprentice Report						
Craft	# of Apprentices / OJT Trainees	Total Apprentice Hours Worked	RPP Apprentice Worker Hours	RPP Apprentice %	SIA RPP Apprentice Workers Hours	SIA RPP Apprentice %
Laborers	4	364.50	303.50	83.3%	53.50	17.6%
Operators	1	191.50		0.0%		
Total	5	556.00	303.50	54.6%	53.50	17.6%

Table 9: Apprentice RPP Participation by Race

Ethnicity	RPP Hours	# of RPP Workers
African American	216.00	1
Causasian	87.50	2
Total	303.50	3

Table 10: Apprentice RPP Participation by Gender

Gender	RPP Hours	# of RPP Workers
Male	303.00	3
Female		
Total	303.00	3

ⁱ Tables 3 – 10 were prepared using a LCPtracker report generated on 1/20/2021 for the period of 1/1/2015 through 12/31/2020.

ⁱⁱ Section III.A.2. of the HR Agreement reads,

"In accordance with sec. 355-7-2-a-1 of the MCO, at least one-quarter of the 40% resident utilization requirement shall be performed by unemployed or underemployed residents who maintain their permanent residence in zip codes established as high-poverty. Every worker hour exceeding this requirement shall count for **1.5** hours toward the overall 40% resident utilization requirement for the PROJECT." (bold added).

Actual SIA RPP Hours		1,381.25
Required SIA RPP Hours	(9,630.17 x 40% x 25%)	963.02
Excess SIA RPP Hours		418.23
Bonus SIA RPP Hours	(418.23 x 1.5)	627.35

ⁱⁱⁱ Section III.E.1 of the HR Agreement reads,

"One-quarter of the apprentices and on-the-job trainees required for the PROJECT as measured in worker hours, shall be unemployed or underemployed residents of the CITY. For every worker hour exceeding the requirements of this subsection, **1.5** hours shall be credited toward the 40% resident utilization requirement for the PROJECT." (bold added)

Actual RPP Apprentice Hours		303.50
Required RPP Apprentice Hours	(556.00 x 25%)	139.00
Excess RPP Apprentice Hours		164.50
Bonus Apprentice RPP Hours	(164.50 x 1.5)	246.75

^{iv} Using the calculations above for the Bonus SIA RPP Hours and Bonus Apprentice RPP Hours, the RPP inclusion is 34.8%:

	Total Hours	RPP Hours	RPP %
Subtotal Hours	9,630.17	2,478.75	25.7%
Bonus SIA RPP Hours		627.35	
Bonus RPP Apprentice		246.75	
Total Hours	9,630.17	3,352.85	34.8%