



Natalie Gatto  
214 E Vine St  
Milwaukee, WI 53212

## Siding Scope Of Work

1. Secure all necessary permits for construction
2. Set up fall protection system in accordance with OSHA regulations
3. Remove one layer of existing cedar siding
4. Inspect wall surface for rot secure all loose nails and wall substrate.
  - a. Remove & replace rot as necessary on a time and material basis of \$65/hr/man
5. Furnish and install RainDrop House Wrap
  - a. Tape all seams, openings (windows, doors etc) & corner
6. **OPTIONAL:** Install LP trim boards on all window/door frames and on corners(5.5")
7. Install an aluminum 'Z flashing' drip cap above all windows, doors and all horizontally ran trim boards
8. Install an aluminum foundation base flashing around the perimeter of the home
9. Install LP Smart Siding with 6 7/8" reveal color
  - a. Install Aluminum flashings behind all 3/16" spaced lap siding pieces
  - b. Utilize a reveal Gauge to ensure proper reveal and seam width.
10. Clean up and apply all finish caulking (Quad OSI color match)
11. Dispose of all debris offside

- Front Soffit/Fascia will remain as is  
 - Fascia board behind gutters will remain as is

Initial for install:

- Window/door wraps will remain as is  
 except side door will be wrapped in LP color: \_\_\_\_\_

- Back fascia board will be replaced w/ LP Trim (up gable)

- Temporary repair on back of house is included

- Corners to be replaced w/ LP Trim (5.5")

- Add \$1200 for LP Shake Front Gable

- Discount \$1400 if Shake remains and install 5.5" Frieze board horizontal below shake



16600 W Cleveland Ave New Berlin WI 53151...Ph: 262-650-5040...Fax: 262-650-5049

**LP Smartside System**

- #1 Volume installer of LP Smartside
- 5/50 Warranty
- 5 Billion sq/ft with ZERO claims for rot or decay
- 16ft lengths for few seams
- Proprietary SmartGuard process for rot and termites
- Pre-finished paint warranty of 30yrs

**LP Smart Siding: \$ 15,347**  
**LP Trim(Corners/Windows): \$4,294**

15,347  
 + 2,150 (corners only + Bamberel ground base)  
 -----  
 17,497  
 - \$1000 discount  
 -----  
 \$16,497

*Ng.*

Addendum Notes:

\*\*\*\*Payments as low as \$340 for 5 years or \$170 for 10 years \*\*\*\*

*throw in side door wrap.*

**LIFETIME WORKMANSHIP WARRANTY**

**Project Totals:**

Roofing: \$ \_\_\_\_\_ Siding: \$ 16,497

Gutters: \$ \_\_\_\_\_ Windows: \$ \_\_\_\_\_

Insulation: \$ \_\_\_\_\_ Misc: \$ \_\_\_\_\_

Project Grand Total: \$ 16,497 (see scope of work - no window wraps touch)

Promotions (if available) ~~\$1000 November PROMO - Check/Cash OR 12 Months No Payment~~ (included)

Total Project Investment \$ 16,497

Down payments: \$ 1600

**Balance Due Upon completion \$ \_\_\_\_\_**  
 (Payment Type: Check / Finance / Credit Card)

(Payment via credit card will ONLY be accepted in person at Infinity Exteriors. A 2% cash/check discount is included in the price above if "Check" is circled. This 2% discount will NOT be applied if Check is circled and payment is changed to credit card. If payment type is Check and customer elects financing AFTER contract signing there will be a 7% fee added to the total) each of the above separate amount totals are viewed as individual contracts, and as such may be billed at the time of completion of that specific contracted work.

**By signing this form homeowner agrees that there have been no verbal agreements made and all contractual obligations and expectations are in writing either in the contract or above.**



Natalie Gatto  
214 E Vine St  
Milwaukee, WI 53212





16600 W Cleveland Ave New Berlin WI 53151...Ph: 262-650-5040...Fax: 262-650-5049

# A Trusted Partner

**We** at Infinity Exteriors appreciate the time and interest you are showing our team. Infinity understands that every project is different and requires an experienced contractor to avoid pitfalls and guarantee a successful outcome. Infinity Exteriors team has a wealth of knowledge with a multitude of products. We have customer base of over 10,000, certifications to offer top notch warranties, and awards to prove our quality installation and customer service.

**Below** you will find a proposal for all of the items that we discussed during our visit.

Our company background and why you should choose to work with the best!

- We have been in business for 21 years.
- We employ 130 installers, all a master at their craft NOT 'a jack of all trades'
- Project management staff in place to ensure a job well done
- All certified installers for the products that we install from the manufacturer
- An on-site foreman will remain on the job until completion
- We DO NOT leave the job until it is completed, ensuring a very timely completion
- All OSHA guidelines are to be followed throughout the project
- We are members of NARI, The MBA association as well as The BBB and Angies List



16600 W Cleveland Ave New Berlin WI 53151...Ph: 262-650-5040...Fax: 262-650-5049

# Track Record of Success

**Fact:** Siding is not a commodity. If it were then we would not be replacing 5-10 year old siding projects daily

**Solution:** Hire on a proven record



11 Time Award winner!!





16600 W Cleveland Ave New Berlin WI 53151...Ph: 262-650-5040...Fax: 262-650-5049

# #1 Installer of LP siding in the Midwest!!!

*Low wood*



## 2018 CERTIFICATE OF ACHIEVEMENT

In recognition of outstanding dedication and commitment as a Master Level member, LP proudly awards this certificate to


### JOSH SPARKS

INFINITY EXTERIORS, LLC

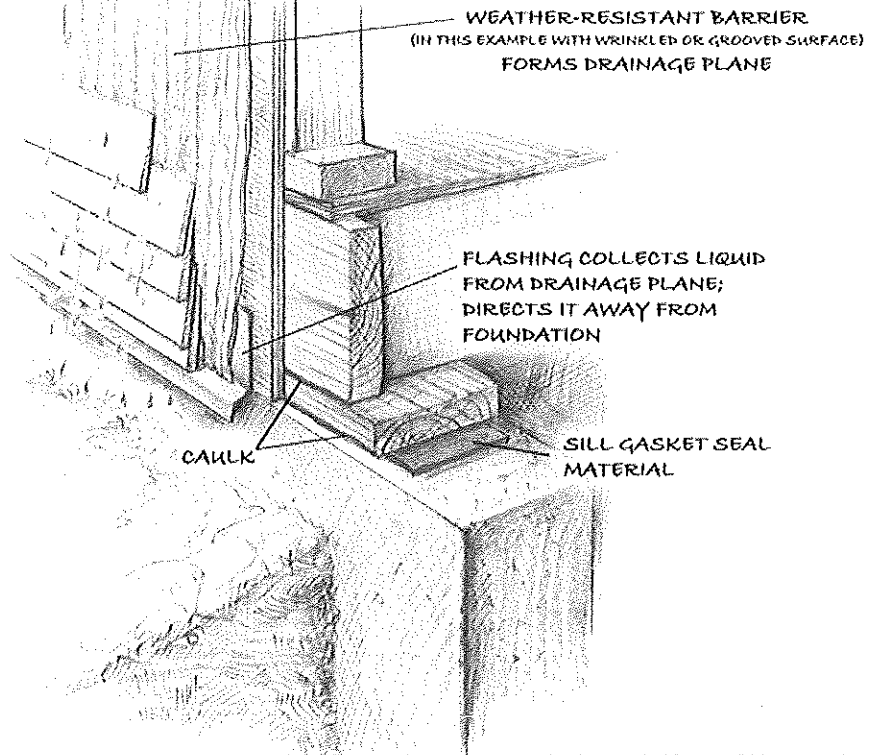
for participation in the LP BuildSmart Preferred Contractor Program

Endorsed by:


Lane Williams  
LP SmartSide Segment Associate



EPA Indoor airPLUS | MOISTURE CONTROL 1.5  
[www.epa.gov/indoorairplus](http://www.epa.gov/indoorairplus)



DRAINAGE PLANE AND DRIP-EDGE FLASHING WITH WOOD HORIZONTAL SIDING







16600 W Cleveland Ave New Berlin WI 53151...Ph: 262-650-5040...Fax: 262-650-5049

Natalie Gatto  
214 E Vine St  
Milwaukee, WI 53212

## Siding Scope Of Work

1. Secure all necessary permits for construction
2. Set up fall protection system in accordance with OSHA regulations
3. Remove one layer of existing cedar siding
4. Inspect wall surface for rot secure all loose nails and wall substrate.
  - a. Remove & replace rot as necessary on a time and material basis of \$65/hr/man
5. Furnish and install RainDrop House Wrap
  - a. Tape all seams, openings (windows, doors etc) & corner
6. **OPTIONAL:** Install LP trim boards on all window/door frames and on corners(5.5")
7. Install an aluminum 'Z flashing' drip cap above all windows, doors and all horizontally ran trim boards
8. Install an aluminum foundation base flashing around the perimeter of the home
9. Install LP Smart Siding with 6 7/8" reveal
  - a. Install Aluminum flashings behind all 3/16" spaced lap siding pieces
  - b. Utilize a reveal Gauge to ensure proper reveal and seam width.
10. Clean up and apply all finish caulking (Quad OSI color match)
11. Dispose of all debris offside

Initial for install: \_\_\_\_\_