

2019 Quarterly RPP Report

QUARTER 4

DEPARTMENT OF PUBLIC WORKS

October 1 – December 31, 2019

CITY OF MILWAUKEE



SUMMARY

The Department of Public Works (DPW) closed 25 formal contracts from October 1 – December 31, 2019. In the fourth quarter of 2019, 92%—or 23 of 25—closed contracts were compliant with Resident Preference Program (RPP) requirements.

Beginning in 2017, all contracts let with a RPP requirement also included a requirement that one quarter of all RPP hours be worked by residents of high-poverty zip codes as identified by the City Clerk’s Office. The following zip codes are identified as high-poverty for this reporting period: 53204, 53205, 53206, 53208, 53210, 53212, 53215, 53218 and 53233. A new provision of this program allows each RPP hour from these zip codes in excess of the required amount to be counted as 1.5 hours. DPW closed 11 construction contracts in the fourth quarter that made use of the provision for high-poverty credit hours. In fact, all but one contract closed in this period that were let in 2017 or later included credit hours for exceeding the required number of RPP hours from those living in high-poverty zip codes. This demonstrates that the contracting community is hiring from Milwaukee’s high-poverty neighborhoods.

Three of the contracts closed during this period were let without RPP requirements.

A detailed listing of all closed contracts from October – December, 2019 begins on the following page.

Demographic information for these 25 contracts begins on page 3.

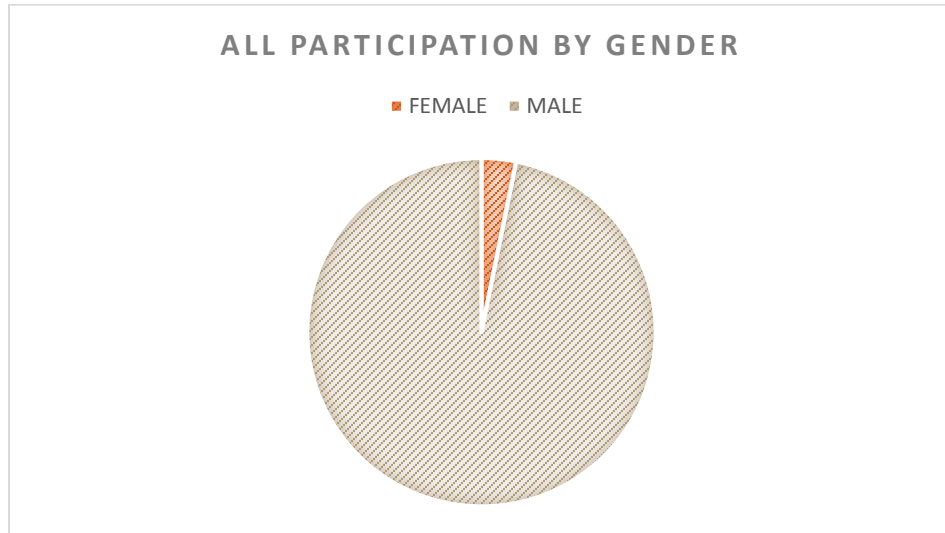
HIGHLIGHTS OF QUARTER 2 RPP COMPLIANCE

- 25 contracts closed
- 92% of contracts closed during this period were compliant with RPP requirements
- 3 contract let without RPP requirements for specialty work
 - o 2 stump grinding contracts
 - o 1 contract for playground rubber surface installation
- Two contracts closed during this period were noncompliant with RPP requirements
 - o Century Fence was penalized \$2,102.09 for failing to meet the 40% RPP requirement on a pavement marking installation project
 - o KPH Construction was penalized \$5,000.00 for failing to meet the 40% RPP requirement on work at the Police Administration Building

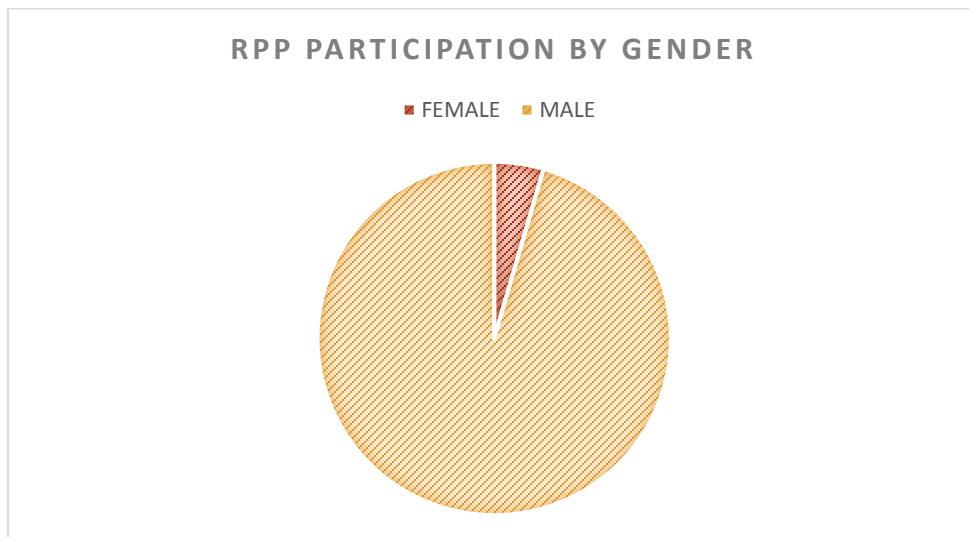
YEAR	ON #	AWARD	CONTRACT #	CONTRACTOR	CLOSED	DESCRIPTION	RPP REQ'D	FINAL RPP	NOTES
2016	117	\$ 434,066.00	C523160107	Integrity Environmental	10/1/2019	MPD Admin Bldg 3rd Flr Demolition and Asbestos Abatement	40%	40%	
2015	137	\$ 444,194.00	C641150132	American Sewer Services Inc	10/4/2019	Water Main Relays	40%	49.50%	
2016	35	\$ 1,958,548.00	C683160043	American Sewer Services Inc	10/4/2019	St. Paul Ave. - N. 4th St. to N. Broadway Ave	40%	59%	
2018	129	\$ 201,460.00	C641180122	Mid City Corporation	10/7/2019	20 Lead Service Line Replacements	40%	40%	includes credit hours
2019	29	\$ 140,286.00	C545190018	Trees R Us Inc	10/9/2019	Stump Grinding, Removal and Site Restoration Standards	0%	0%	
2018	68	\$ 98,789.48	C523180054	Century Fence Company	10/16/2019	Install Pavement Markings	40%	4%	Penalized \$2,102.09
2016	49	\$ 13,686.00	C523160035	Milwaukee General Const Co Inc	10/17/2019	Concrete Replacment Services	40%	45%	
2018	106	\$ 448,075.00	C641180094	Mid City Corporation	10/18/2019	50 Lead Service Line Replacements	40%	46%	
2019	70	\$ 554,000.78	C523190072	Snorek Construction Inc	10/21/2019	Replacing walk at various locations	40%	63%	
2018	81	\$ 407,548.81	C523180082	Milwaukee General Const Co Inc	10/31/2019	Concrete pavement reconstruction, replace curb and gutter, sidewalk, and driveway approaches where necessary	40%	55%	
2018	76	\$ 296,088.00	C523180069	Bluemels Maintenance	11/1/2019	Poured-In-Place Resilient, Rubber Surface Installation	0%	0%	
2017	37	\$ 1,450,750.00	C641170044	MJ Construction Inc	11/6/2019	Water Main Relays	40%	44%	
2019	29	\$ 122,125.00	C545190019	Rodriguez Landscape Co	11/7/2019	Stump Grinding, Removal and Site Restoration Standards	0%	0%	
2017	101	\$ 338,160.01	C523170108	Stark Pavement Corporation	11/19/2019	Asphalt pavement resurfacing, replace curb and gutter, walk and driveway approaches as necessary;	40%	65%	
2017	14	\$ 856,644.59	C523170016	Payne & Dolan Inc	11/25/2019	Asphalt surface overlays	40%	58%	
2016	58	\$ 541,227.00	C641160047	American Sewer Services Inc	12/2/2019	Water Main Relays	40%	65%	
2018	40	\$ 489,225.00	C641180028	American Sewer Services Inc	12/5/2019	Lead Service Line Replacements	40%	55%	
2015	123	\$ 2,848,236.00	C523150123	KPH Construction Corp	12/10/2019	Police Administration Building 4th Floor Renovations	40%	28%	Penalized \$5,000.00
2018	20	\$ 278,188.00	C683180003	Globe Contractors Inc	12/10/2019	Combined Sewer Main Relay, Combined Sewer Main Lining & Manhole Repair and Lining	40%	71%	
2018	32	\$ 579,500.00	C683180017	MJ Construction Inc	12/12/2019	Sewer Work	40%	45%	
2015	82	\$ 486,770.00	C641150071	American Sewer Services Inc	12/13/2019	Water Main Relays	40%	60%	
2014	10	\$ 45,980.00	C661140049	Bluemels Maintenance	12/16/2019	Mowing, trash removal and snow plowing for City owned parking lots and MacArthur Square plaza	40%	46.40%	
2015	105	\$ 849,374.00	C641150093	American Sewer Services Inc	12/20/2019	Water Main Relays	40%	43.30%	
2017	18	\$ 286,789.55	C523170026	Payne & Dolan Inc	12/26/2019	Asphalt surface overlays	40%	49%	
2018	27	\$ 543,300.00	C641180007	Mid City Corporation	12/27/2019	Lead Service Line Replacements	40%	48%	

DEMOGRAPHIC DATA

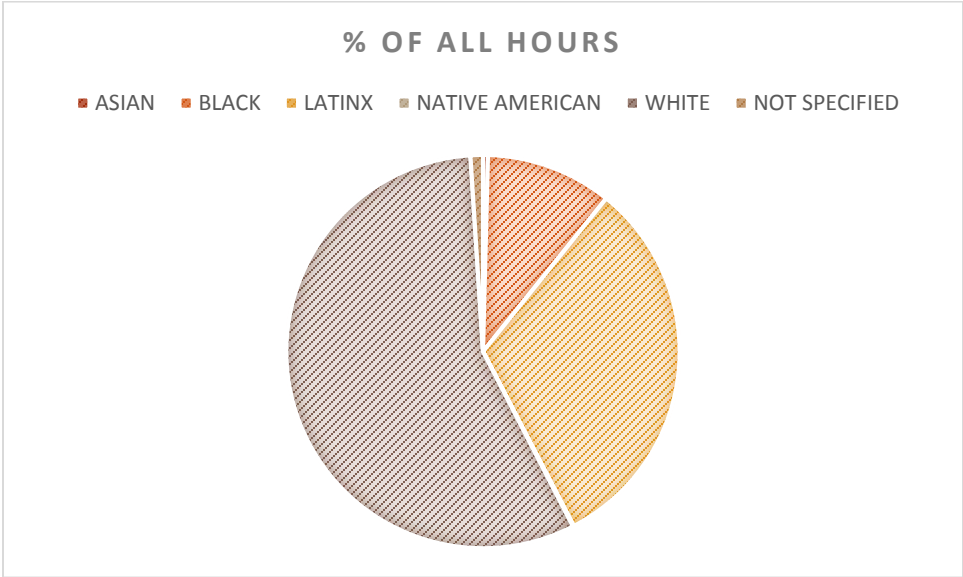
PARTICIPATION BY GENDER	
	% of all hours
FEMALE	3.21%
MALE	96.79%



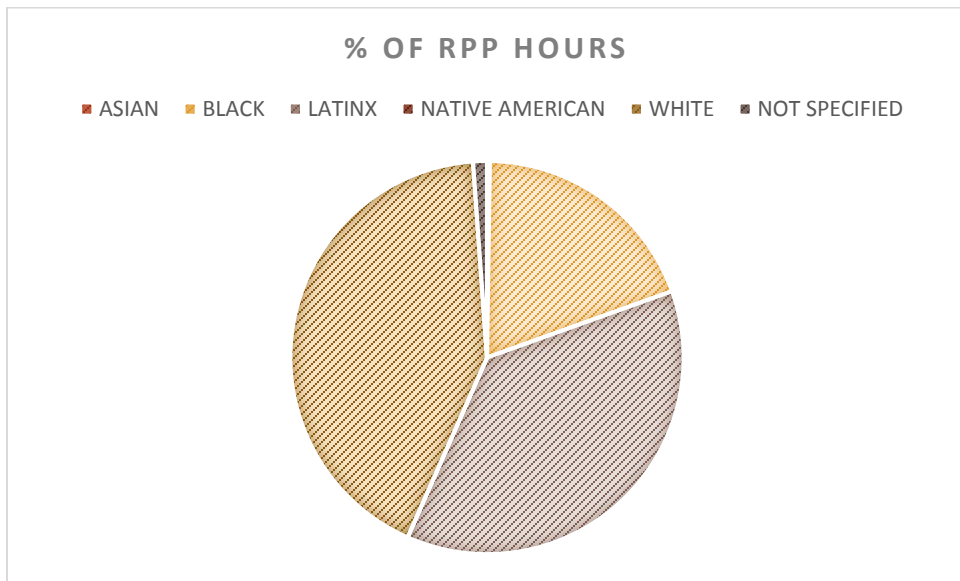
PARTICIPATION BY GENDER	
	% of RPP hours
FEMALE	4.52%
MALE	95.48%



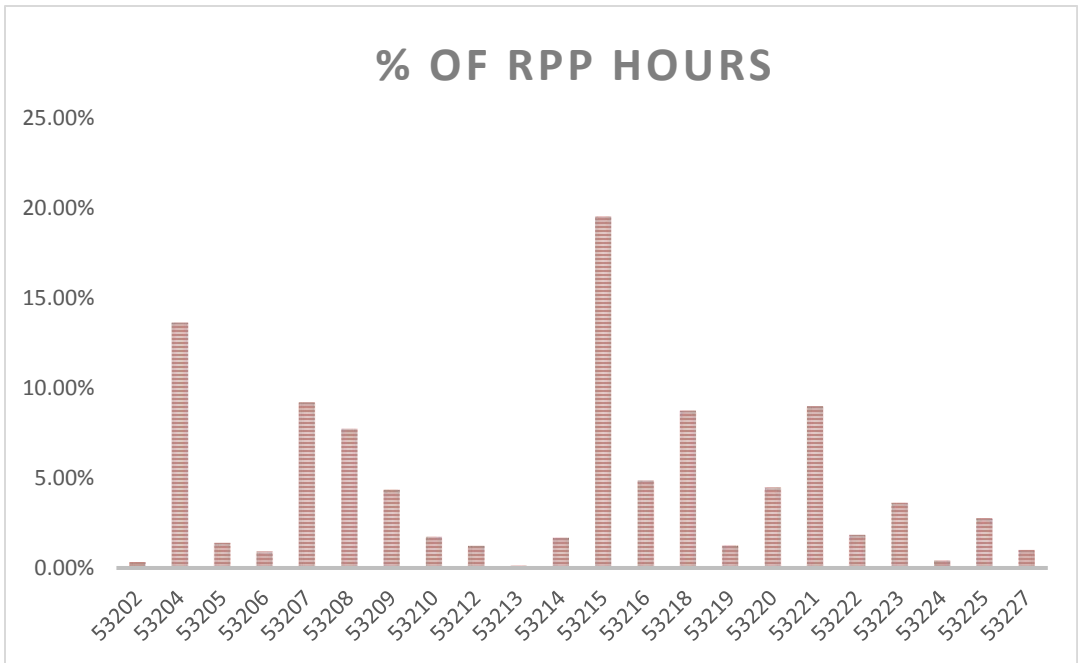
ETHNICITY	HOURS	% OF ALL HOURS
ASIAN	176.9	.41%
BLACK	4518.79	10.38%
LATINX	13749.37	31.58%
NATIVE AMERICAN	36	.08%
WHITE	24619.24	56.54%
NOT SPECIFIED	444.42	1.02%



ETHNICITY	HOURS	% OF RPP HOURS
ASIAN	47	.23%
BLACK	3860.84	19.29%
LATINX	7426.37	37.10%
NATIVE AMERICAN	0	0%
WHITE	8455.25	42.24%
NOT SPECIFIED	227	1.13%



ZIP	% OF RPP HOURS
53202	0.32%
53204	13.63%
53205	1.39%
53206	0.93%
53207	9.20%
53208	7.75%
53209	4.37%
53210	1.75%
53212	1.26%
53213	0.15%
53214	1.70%
53215	19.53%
53216	4.88%
53218	8.75%
53219	1.27%
53220	4.47%
53221	8.98%
53222	1.85%
53223	3.61%
53224	0.44%
53225	2.76%
53227	1.01%



RPP PARTICIPATION BY ZIP CODE TYPE		
TYPE OF PARTICIPATION	HOURS	PERCENTAGE
HIGH POVERTY RPP	11003.95	55%
ALL OTHER RPP	9012.51	45%

HISTORICAL DATA

YEAR	REQUIRED RPP	FINAL RPP
1997	25%	26.20%
1998	25%	27.50%
1999	25%	27.60%
2000	25%	30.40%
2001	25%	26.10%
2002	25%	28.80%
2003	25%	27.40%
2004	25%	31.10%
2005	25%	31.50%
2006	25%	30.60%
2007	25%	30.50%
2008	25%	31.30%
2009	25% / 40%	33.00%
2010	40%	45.30%
2011	40%	43.80%
2012	40%	50.20%
2013	40%	45.40%
2014	40%	42.80%
2015	40%	47.90%
2016	40%	41.96%
2017	40%	43.80%
2018	40%	55.88%

CONCLUSION

DPW contracts meet—and often exceed—RPP requirements. All but two formal contracts closed by DPW during the fourth quarter of 2019 met RPP requirements. Nearly all closed construction contracts

let after 2017 made use of the provision for RPP credit hours by employing RPP-certified workers from high-poverty areas beyond the requirement that 25% of all hours are worked by employees living in these zip codes. Contractors are meeting new RPP requirements and are employing RPP participants from high-poverty zip codes to a greater degree than expected.

Overall, the rate of RPP compliance on DPW contracts closed from October 1 – December 31, 2019 is in line with previous reports of the department's compliance with RPP requirements. Non-compliance with RPP requirements is rare. When contractors fail to meet RPP requirements, DPW imposes penalties on contractors unless the contractor is able to provide an acceptable explanation of this shortfall. The Department of Public Works expects that high levels of RPP compliance will continue to be seen as the department and the contractors who work with DPW most often are committed to the success of the Residents Preference Program.