

# Snow & Ice Control Recap

2020/2021 Snow Season

Danielle Rodriguez, MBA  
DPW Director of Operations



# Agenda

- City of Milwaukee Overview
- Snow and Ice Control Planning Process
- 2020/2021 Snow Season Overview
- 2020/2021 Snow Season Notables
- 2020/2021 Challenges
- Future Snow Season Opportunities
  - Future Opportunities
  - 2021/2022 Outlook
- Staying Informed
- Questions?



# City of Milwaukee Overview

## What DPW teams salt and plow?

1,472 miles of Milwaukee streets = 7,000 lane miles of street to salt and plow

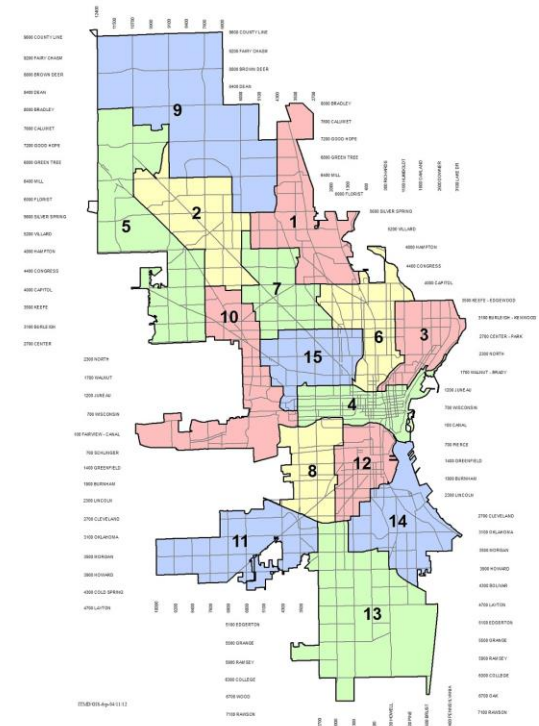
378 miles of dead ends

364 cul-de-sacs

42,000 +/- corners/crosswalks

59 miles of non-assessable sidewalks

3,417 bus stops



# Snow and Ice Control Planning

April 15<sup>th</sup> Summer work season begins

May      Debrief from snow season and future planning  
            Snow fleet dismantled/trucks redeployed

June     Review/recalibrate routes  
            Revise contracts  
            Establish private relationships  
            Review SOPs  
            Review next season schedules/staffing levels

July      Salt order  
            Update Snow website  
            Prepare job/vacation selections and vacation for  
            Driver safety & refresher plow training

Aug      Snow management team season prep meeting

Sept     Preventative maintenance completed by Fleet  
            Begin recalling trucks from other Departments  
            Driver Snow route picks  
            Confirm salt, Calcium Chloride and brine levels

Oct      New plow driver training  
            Confirm snow dump locations  
            Confirm private relationships  
            Fill brine tanks  
            Prep plow blades  
            All teams meetings/trainings  
            October 17<sup>th</sup> earliest inch of snow

November – March SNOW SEASON

April 30<sup>th</sup> Winter schedules end

# 2020/2021 Snow Season Overview

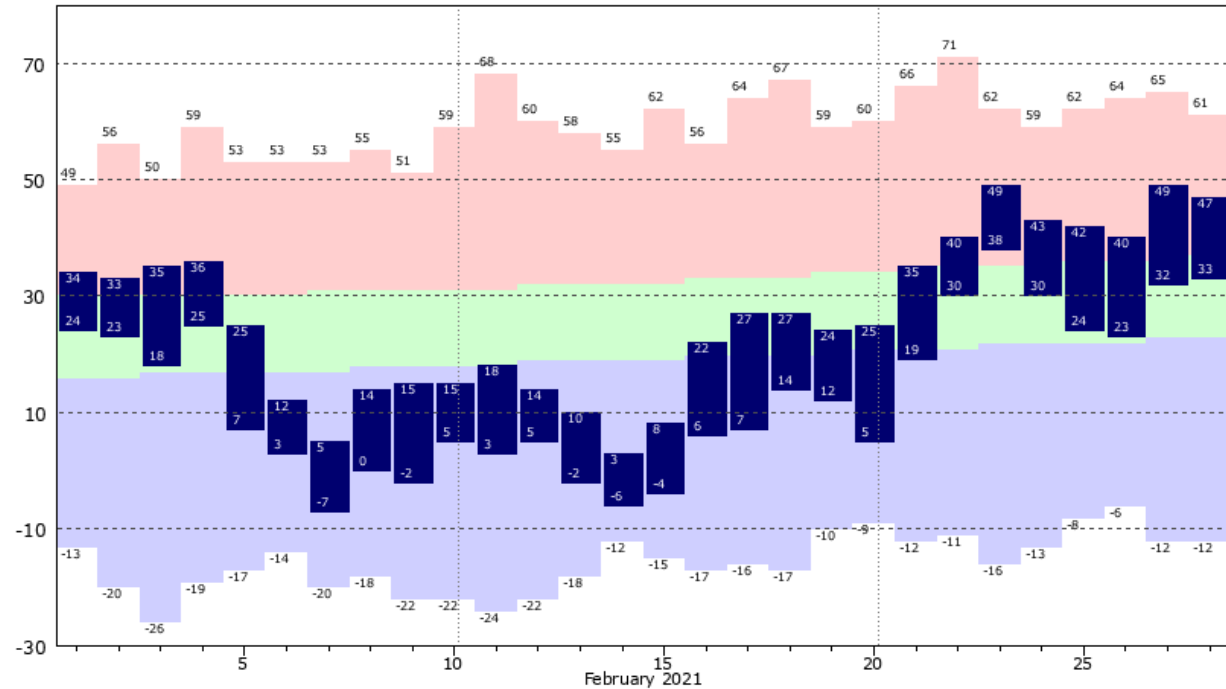
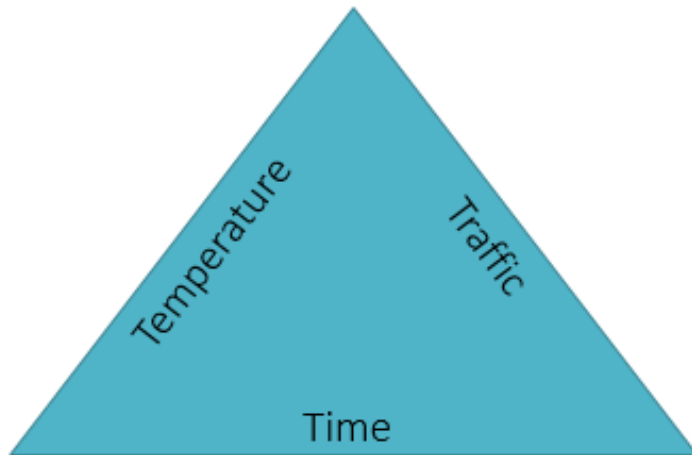
	3 Year Average	2020/2021
Total Snowfall	39.2 inches	47.8 inches
Number of Events	44	38
Salt Used	35,841 tons Rock salt	32,559 tons Rock salt
	2,971 tons Treated salt	2,624 tons Treated salt
Anti-Icing Operations	10	10
Total Plowings	4	4



# Notable for 2020/2021 Snow Season

Dates	Duration	Snow
12/29-1/1	4 days	7.4 inches
1/25-1/29 & 1/30-2/4	5 days and 6 days (11 total)	15 inches
2/15-2/20	6 days	9.6 inches

February had 15 straight days of temperatures below 27°



(National Weather Service, *Monthly Climate Observations 2021*)

# 2020/2021 Challenges

- COVID Pandemic Effects
  - Staffing levels/contractor availability
  - Changes in Operations Protocols
  - Stay at Home Order
- Parking Regulation Compliance/Towing
- Weather Conditions
  - Back to Back Weather Fronts
  - Freezing cold – frozen cars
- Service delays – garbage/recycling



# Future Opportunities

- Expand relationship with MPS for additional strategically located parking lots
- Rideshare collaboration
- Proactive review of all streets with significant parking issues
- Additional training & expectations for Supervisors and Route Monitors
- Change of assignment timeframes for Route Monitors
- Explore Crowdsourcing or other technology ideas for Route Monitoring
- Develop more ways to communicate and educate
  - Elected Officials
  - Public – residents, visitors and businesses
  - Other City Departments





# 2021/2022 Outlook

- Equipment replacement/additions for this season
  - 14 New Sensors with Underbody Plow
  - 3 F250/F350 trucks with 7' 6" plow blade
  - 5 sidewalk tractors with attachments
- Increase pool of replacement drivers
- Expand Retiree Mentorship Program



# 2021/2022 Outlook

- Expanded communication efforts
  - Operations emails to Elected Officials
  - Social Media
  - Press Releases
  - E-Notify
  - Expanded Spanish Media
  - Enhance Current Snow & Ice Website



# Stay Informed

## *Stay informed about DPW snow emergencies*

- Sign up for Winter Parking Text Alerts at [milwaukeeparkingalerts.com](http://milwaukeeparkingalerts.com).
- Follow DPW on Facebook and Twitter – both @milwaukeedpw
- Join **nextdoor** to receive DPW updates (City residents only)
- Check the DPW Snow website at [milwaukee.gov/snow](http://milwaukee.gov/snow)
- Call (414) 286-CITY for information and assistance



Questions?