

# WASHINGTON PARK UNITED HOMES PROJECT

SBE and RPP Participation Performance Report through March 31, 2022



Submitted by:

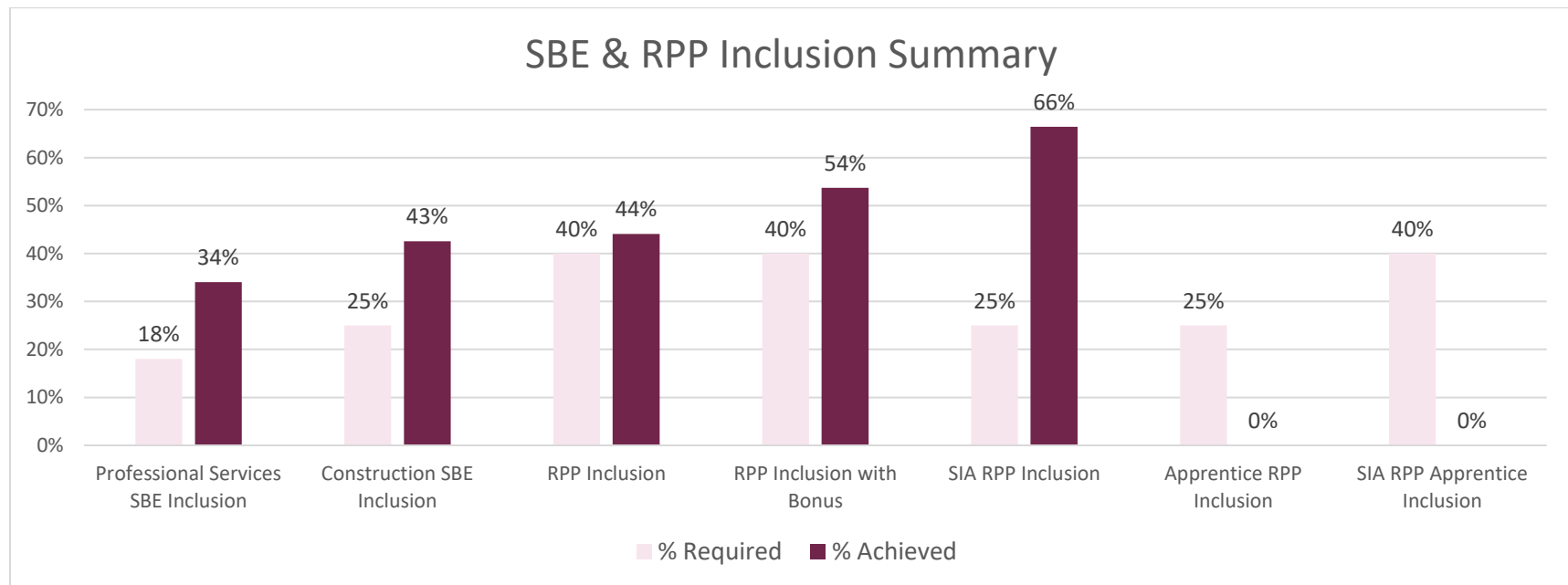


Date: April 21, 2022

## Project Summary

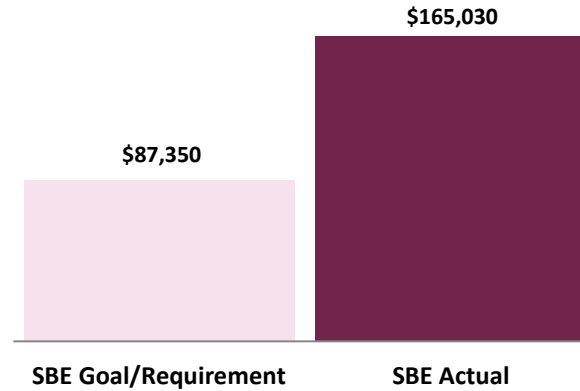
FIT Investment Group, Cinnaire, and CMS Contracting (“Developers”) are renovating 43 units of housing in Milwaukee’s Washington Park neighborhood. The project’s financing includes low-income housing tax credits awarded by Wisconsin Housing and Economic Development Authority (“WHEDA”), funds from the Milwaukee Employment/Renovation Initiative (MERI) and HOME funds from the City of Milwaukee.

Developer:	FIT Investment Group
Project Address:	Washington Park Neighborhood (various)
Professional Services Cost Subject to Inclusion	\$485,280
Professional Services Payments to Date	\$232,988
Construction Cost Subject to Inclusion	\$7,412,492
Construction Draw to Date	\$305,282



### SBE Professional Services Inclusion

Through the period covered by this report, this project has achieved 34% SBE participation for Professional Services.



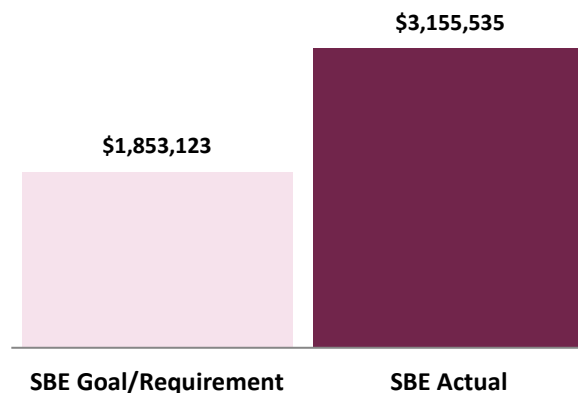
Total Value of SBE Payments	Goal/Requirement	Actual	Status
SBE Participation Percentage	18%	34%	+16%
Value of SBE Participation	\$87,350	\$165,030	+\$77,680

**Table 1: Professional Services SBE Inclusion**

NAME OF CERTIFIED FIRM	DBE/SBE	SUBCONTRACTOR OF	SERVICE PERFORMED OR MATERIALS SUPPLIED	SUBCONTRACT AWARD AMOUNT	TOTAL AMOUNT PAID TO DATE
Cross Management Services, Inc.	SBE	Washington Park United Homes LLC	Inclusion Consultant - Outreach	\$ 102,250	\$ 11,603
LF Green Development LLC	SBE	Washington Park United Homes LLC	Environmental Consultant	\$ 62,780	\$ 62,780
<b>TOTAL INCLUSION</b>				<b>\$ 165,030</b>	<b>\$ 74,383</b>
<b>INCLUSION, AS PERCENT OF PROFESSIONAL SERVICES COST SUBJECT TO INCLUSION</b>				<b>34%</b>	
<b>INCLUSION, AS PERCENT OF PROFESSIONAL SERVICES DRAW TO DATE</b>					<b>32%</b>

## SBE Construction Inclusion

Through the period covered by this report, this project has achieved 43% SBE participation for Construction.



Total Value of SBE Payments	Goal/Requirement	Actual	Status
SBE Participation Percentage	25.0%	31%	+18%
Value of SBE Participation	\$1,853,123	\$3,155,535	+\$1,302,412

**Table 2: Construction SBE Inclusion**

NAME OF CERTIFIED FIRM	DBE / SBE	SUBCONTRACTOR OF	SERVICE PERFORMED OR MATERIALS SUPPLIED	SUBCONTRACT AWARD AMOUNT	TOTAL AMOUNT PAID TO DATE
Aztec Plumbing LLC	DBE, SBE	CMS Contracting LLC	Plumbing	\$ 573,620	\$ 19,000
CMS Contracting LLC	SBE	CMS Contracting LLC	Demolition	\$ 91,000	\$ 66,500
CMS Contracting LLC	SBE	CMS Contracting LLC	Demolition 2	\$ 31,500	\$ -
CMS Contracting LLC	SBE	CMS Contracting LLC	Earthwork	\$ 70,044	\$ 11,904
CMS Contracting LLC	SBE	CMS Contracting LLC	Rough Framing	\$ 819,999	\$ 23,750
CMS Contracting LLC	SBE	CMS Contracting LLC	General/Overhead/Profit	\$ 684,672	\$ 77,264
Hernandez Roofing LLC	DBE, MBE	CMS Contracting LLC	Roofing	\$ 525,000	\$ -
Whire Electrical Services LLC	DBE	CMS Contracting LLC	Electrician	\$ 359,700	
<b>TOTAL INCLUSION</b>				<b>\$ 3,155,535</b>	<b>\$ 198,417</b>
<b>INCLUSION, AS PERCENT OF CONSTRUCTION COST SUBJECT TO INCLUSION</b>				<b>43%</b>	
<b>INCLUSION, AS PERCENT OF CONSTRUCTION DRAW TO DATE</b>					<b>65%</b>

## RPP Participation

As shown in Table 3 below, the RPP inclusion achieved is 44% and 54% when the bonus hours for SIA RPP and RPP Apprentice hours are included.

**Table 3: RPP Participation by Contractor**

Contractor	Trade	On-Site Construction Hours				
		Total Hours Worked	RPP Worker	RPP %	SIA RPP Hours	SIA RPP %
Advanced Restoration, Inc.	Tuckpointers	811.06	15.62	2%	15.62	100%
CMS Contracting, LLC	Laborers	1,636.00	1,004.00	61%	544.00	54%
Integrity Environmental Service	Laborers	1,106.00	563.00	51%	483.00	86%
WHIRE Electrical Services	Electricians	100.50	27.00	27%	27.00	100%
<b>Subtotal</b>		<b>3,653.56</b>	<b>1,609.62</b>	<b>44%</b>	<b>1,069.62</b>	<b>66%</b>
Bonus SIA RPP Hours			352.13			
<b>Total RPP Hours</b>		<b>3,653.56</b>	<b>1,961.75</b>	<b>54%</b>		

**Table 4: RPP Participation by Craft**

Craft	RPP Hours	# of RPP Workers
Electrician	27.00	1
Laborer	1,582.62	15
<b>Total</b>	<b>1,609.62</b>	<b>16</b>

**Table 5: RPP Participation by Zip Code**

Zip Code	RPP Hours	# of RPP Workers
53204	8.00	1
53207	64.00	1
53208	544.00	1
53210	42.62	2
53215	475.00	9
53216	460.00	1
53221	16.00	1
<b>Total</b>	<b>1,609.62</b>	<b>16</b>

**Table 6: RPP Participation by Race**

Race	RPP Hours	# of RPP Workers
African-American	1,031.00	3
Hispanic	411.00	10
Not Specified	167.62	3
<b>Total</b>	<b>1,609.62</b>	<b>16</b>

**Table 7: RPP Participation by Gender**

Gender	RPP Hours	# of RPP Workers
Male	1,609.62	16
Female		
Not Specified		
<b>Total</b>	<b>1,609.62</b>	<b>16</b>