



SBE and RPP Participation Quarterly Performance Report through June 30, 2023

Submitted by:



Date: July 22, 2023

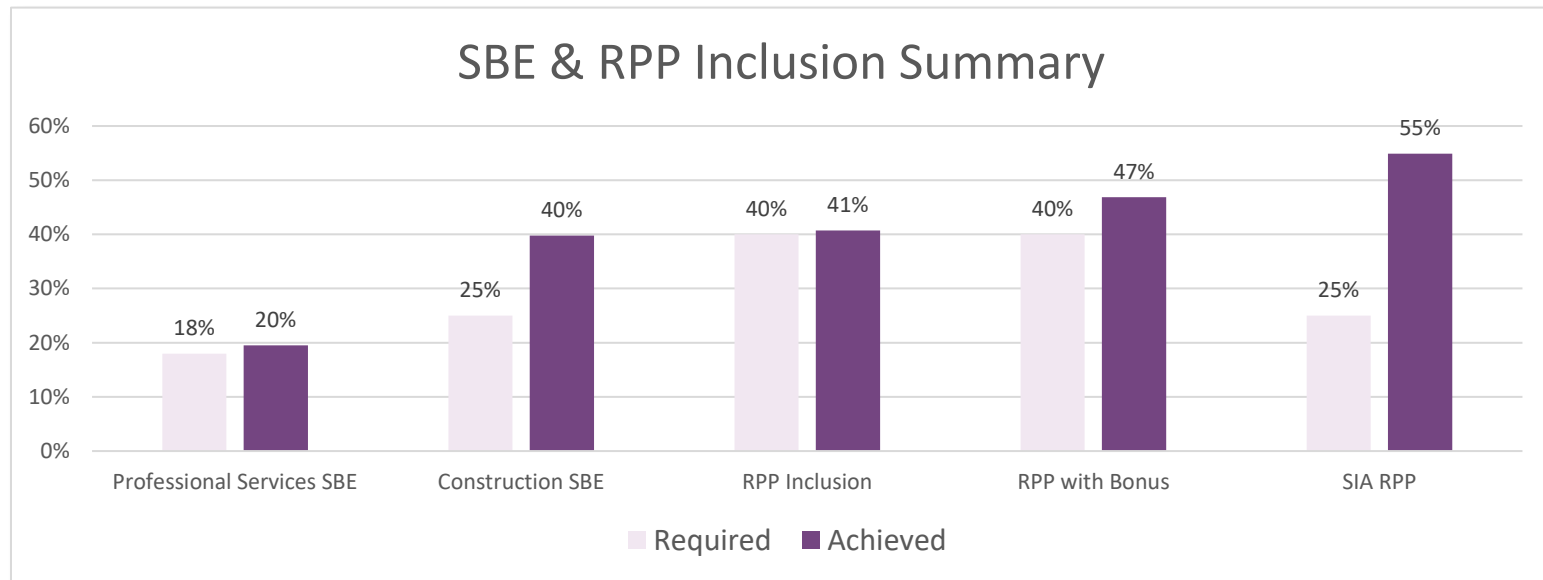
Disclaimer:

On January 1, 2023, the City of Milwaukee required contractors to use the city-created Labor Compliance Reporting ("LCR") system for tracking workforce hours. The information on the RPP Reports generated by the LCR system is missing information, so the data is unreliable. Until the LCR system is tested fully, we disclaim the accuracy of the RPP and SIA RPP information reported herein.

Project Summary

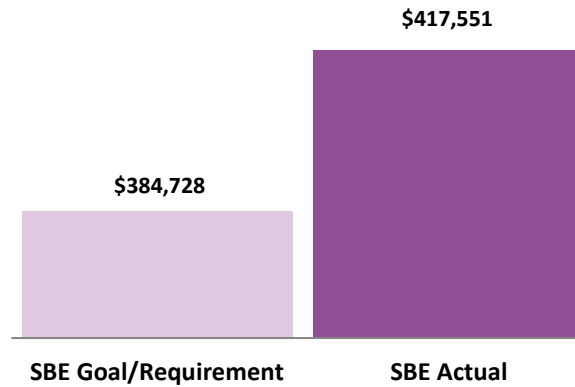
ThriveOn King is the restoration of the historic Gimbels-Schuster's building on King Drive. Upon renovation, ThriveOn King will become home for the Greater Milwaukee Foundation; house community engagement programs for the Medical College of Wisconsin; include early childhood education services; and provide affordable housing.

| | |
|---|---|
| Developer | Royal Capital Group, LLC |
| Project Address | 2153 N. Dr. Martin Luther King Jr. Drive Milwaukee, WI 53212 |
| Construction Managers | CG Schmidt Inc. & JCP Construction LLC |
| Professional Services Cost Subject to Inclusion | \$2,137,380 |
| Professional Services Draws to Date | \$1,973,345 |
| Construction Cost Subject to Inclusion | \$28,056,595 |
| Applicable Construction Draws to Date | \$12,024,791 |



SBE Professional Services Inclusion

Through the period covered by this report, this project has achieved 20% Professional Services inclusion.



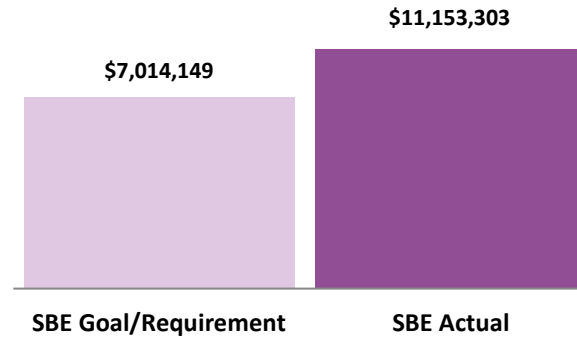
| Total Value of SBE Payments | Goal/Requirement | Actual | Status |
|------------------------------|------------------|-----------|-----------|
| SBE Participation Percentage | 18% | 20% | +2% |
| Value of SBE Participation | \$384,728 | \$417,551 | +\$32,823 |

Table 1: Professional Services Inclusion

| NAME OF CERTIFIED FIRM | SBE | SUBCONTRACTOR OF | SERVICE PERFORMED OR MATERIALS SUPPLIED | SUBCONTRACT AWARD AMOUNT | TOTAL AMOUNT PAID TO DATE |
|---|-----|-------------------------|---|--------------------------|---------------------------|
| Cross Management Services, Inc. | SBE | Royal Capital Group LLC | Inclusion Consultant | \$ 96,500 | \$ 58,000 |
| K. Singh Engineering Inc. | SBE | Royal Capital Group LLC | Civil, Environmental & Geotech | \$ 321,051 | \$ 105,880 |
| TOTAL INCLUSION | | | | \$ 417,551 | \$ 163,880 |
| INCLUSION, AS PERCENT OF PROFESSIONAL SERVICES COST SUBJECT TO INCLUSION | | | | 20% | |
| INCLUSION, AS PERCENT OF APPLICABLE PROFESSIONAL SERVICES PAYMENTS TO DATE | | | | | 8% |

SBE Construction Inclusion

Through the period covered by this report, this project has achieved 40% SBE participation for Construction.



| Total Value of SBE Payments | Goal/Requirement | Actual | Status |
|------------------------------|------------------|--------------|--------------|
| SBE Participation Percentage | 25% | 40% | +15% |
| Value of SBE Participation | \$7,014,149 | \$11,153,303 | +\$4,139,154 |

Table 2: Construction SBE Inclusion

| NAME OF CERTIFIED FIRM | SBE / DBE | SUBCONTRACTOR OF | SERVICE PERFORMED OR MATERIALS SUPPLIED | SUBCONTRACT AWARD AMOUNT | TOTAL AMOUNT PAID TO DATE |
|--|-----------|-------------------------------|---|--------------------------|---------------------------|
| Best Erectors Inc. | SBE | Klein-Dickert Milwaukee, Inc. | Metal Erecting | \$ 427,000 | \$ - |
| Con-Cor Company, Inc. | SBE | J. F. Ahern Co. | Coring | \$ 15,000 | |
| Duwe Metal Products, Inc. | DBE | CG Schmidt, Inc. | Misc. Metals | \$ 626,216 | \$ 263,388 |
| Hetzel Tile & Marble, Inc. | DBE | CG Schmidt, Inc. | Tile | \$ 379,570 | \$ - |
| Hiram Power Electric, LLC | DBE | NEXT Electric, LLC | Electrical | \$ 845,808 | \$ 163,169 |
| JCP Construction, LLC | SBE | CG Schmidt, Inc. | Parking Structure | \$ 6,507,653 | \$ 1,956,165 |
| JCP Construction, LLC | SBE | CG Schmidt, Inc. | Windows | \$ 1,622,016 | \$ 868,259 |
| Price And Sons, Inc. | SBE | J. F. Ahern Co. | Plumbing Fixtures | \$ 136,242 | |
| Sanchez Painting Contractors, Inc. | DBE | CG Schmidt, Inc. | Painter | \$ 593,798 | \$ 76,699 |
| TOTAL INCLUSION | | | | \$ 11,153,303 | \$ 3,327,680 |
| INCLUSION, AS PERCENT OF CONSTRUCTION COST SUBJECT TO INCLUSION | | | | 40% | |
| INCLUSION, AS PERCENT OF APPLICABLE CONSTRUCTION DRAWS TO DATE | | | | | 27% |

RPP Participation

As shown in Table 3 below, the RPP inclusion achieved is 41% and 47% when the bonus hours for SIA RPP hours are included.

Table 3: RPP Participation by Contractor

| Contractor | Trade | On-Site Construction Hours | | | | |
|--|-----------------------------|----------------------------|------------------|------------|------------------|------------|
| | | Total Hours Worked | RPP Worker | RPP % | SIA RPP Hours | SIA RPP % |
| Advanced Restoration, Inc. | Tuckpointers | 6,385.76 | 1,944.99 | 30% | 1,604.79 | 83% |
| C.G. Schmidt Inc. | Carpenters | 8,108.50 | 1,462.00 | 18% | 797.00 | 55% |
| Edgerton Contractors Inc. | Heavy Equipment Operator | 1,525.00 | | | | |
| Integrity Environmental Services, Inc. | Laborers | 19,109.00 | 13,198.00 | 69% | 8,737.50 | 66% |
| J.F. Ahern Co. | Plumbers | 9,769.75 | 2,377.00 | 24% | 607.00 | |
| JCP Construction LLC | Laborers | 643.00 | 194.50 | 30% | 194.50 | 100% |
| Klein-Dickert Milwaukee, Inc. | Glaziers | 352.50 | 183.75 | 52% | 70.00 | |
| Nations Roof North LLC | Roofers/Waterproofers | 185.00 | | | | |
| Next Electric, Inc. | Electricians | 8,969.50 | 3,166.00 | 35% | 324.00 | 10% |
| Olympic Companies, Inc. | Carpenters | 115.00 | | | | |
| PCI Austad | Acoustic Ceiling Installers | 107.00 | | | | |
| Sanchez Painting Contractors, Inc. | Painters | 419.00 | 149.00 | 36% | 109.00 | 73% |
| Subtotal | | 55,689.01 | 22,675.24 | 41% | 12,443.79 | 55% |
| Bonus SIA RPP Hours | | | 3,437.44 | | | |
| Total RPP Hours | | 55,689.01 | 26,112.68 | 47% | | |



Table 4: RPP Participation by Craft

| Craft | RPP Hours | # of RPP Workers |
|---------------------|------------------|------------------|
| Carpenters | 267.00 | 3 |
| Cement Finishers | 344.00 | 2 |
| Electricians | 3,166.00 | 14 |
| Glaziers | 169.00 | 2 |
| Laborers | 13,844.49 | 41 |
| Painters | 149.00 | 5 |
| Plumbers | 1,310.00 | 2 |
| Sheet Metal Workers | 268.00 | 2 |
| Steamfitters | 527.00 | 1 |
| Not Specified | 2,630.75 | 12 |
| Total | 22,675.24 | 84 |

Table 5: RPP Participation by Zip

| Zip Code | RPP Hours | # of RPP Workers |
|--------------|------------------|------------------|
| 53202 | 107.00 | 1 |
| 53204 | 1,026.00 | 9 |
| 53207 | 1,953.50 | 9 |
| 53209 | 398.00 | 4 |
| 53210 | 2,136.41 | 8 |
| 53211 | 40.00 | 1 |
| 53212 | 1,061.50 | 5 |
| 53214 | 1,943.50 | 4 |
| 53215 | 7,909.88 | 25 |
| 53216 | 989.20 | 2 |
| 53218 | 436.00 | 4 |
| 53219 | 1,393.25 | 4 |
| 53220 | 40.00 | 1 |
| 53221 | 18.00 | 1 |
| 53225 | 1,488.00 | 2 |
| N/S | 1,735.00 | 4 |
| Total | 22,675.24 | 84 |

Table 6: RPP Participation by Race

| Race | RPP Hours | # of RPP Workers |
|------------------|------------------|------------------|
| African American | 4,088.50 | 16 |
| Causasian | 1,682.25 | 9 |
| Hispanic | 12,669.50 | 37 |
| Not Specified | 4,234.99 | 22 |
| Total | 22,675.24 | 84 |

Table 7: RPP Participation by Gender

| Gender | RPP Hours | # of RPP Workers |
|--------------|------------------|------------------|
| Male | 22,675.24 | 84 |
| Female | - | 0 |
| Total | 22,675.24 | 84 |

Table 8: Apprentice Participation by Craft

NO APPRENTICE DATA GENERATED BY THE LCR SYSTEM

Table 9: Apprentice Participation by Race

NO APPRENTICE DATA GENERATED BY THE LCR SYSTEM

Table 10: Apprentice Participation by Gender

NO APPRENTICE DATA GENERATED BY THE LCR SYSTEM