

# BRONZEVILLE ESTATES PROJECT

## SBE, RPP and Section 3 Participation Performance Report through March 31, 2024



2433 N 6<sup>th</sup> Street



2326 N 5<sup>th</sup> Street

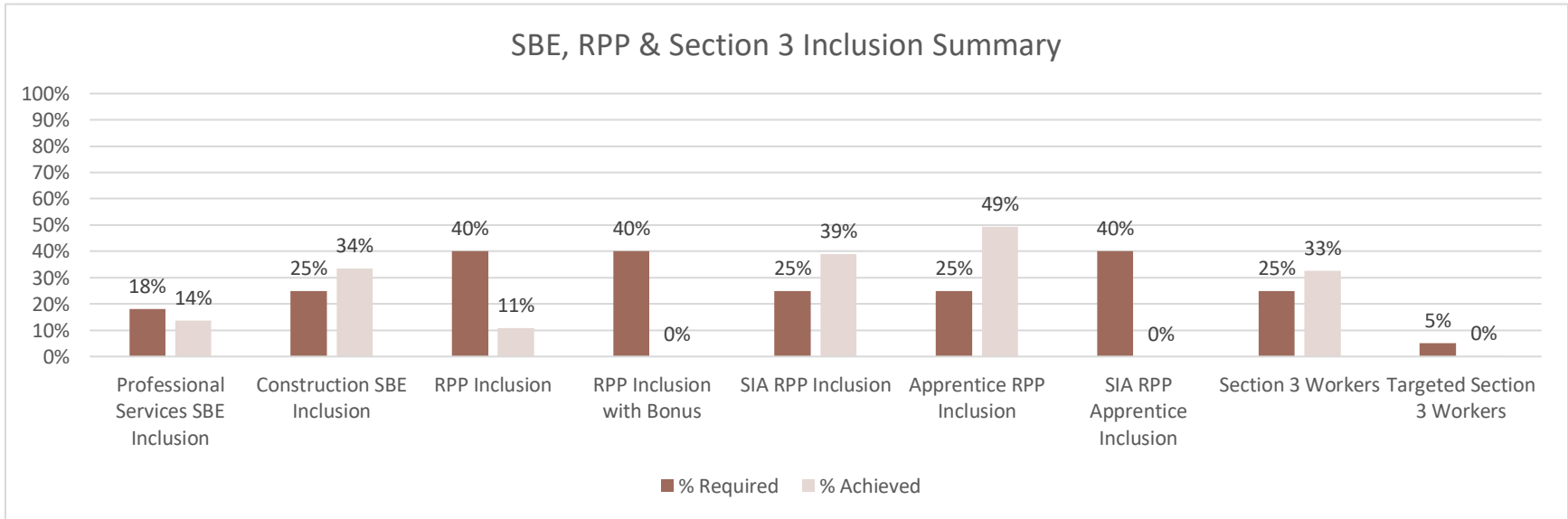
Submitted by:  **CROSS**

Date: May 3, 2024

## Project Summary

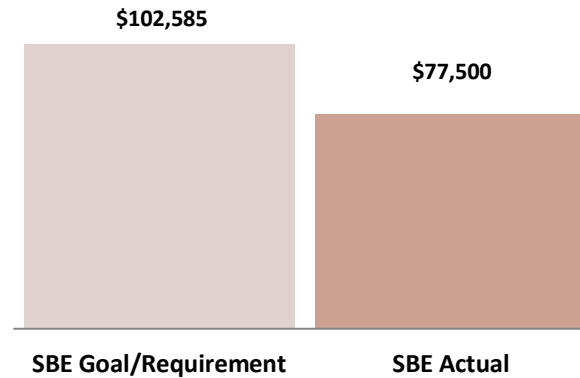
Maures Development Group LLC is rehabbing existing and developing new homes and mix-used buildings in the Bronzeville area in Milwaukee, WI. The project’s financing includes low-income housing tax credits issued by Wisconsin Housing and Economic Development Authority (“WHEDA”), Tax Incremental District financing from the City of Milwaukee, Housing Trust Funds, ARPA and AHP.

Developer:	Maures Development Group
Project Address:	Mix-used buildings in the Bronzeville area in Milwaukee, WI
Professional Services Cost Subject to Inclusion	\$569,914
Applicable Professional Services Payments to Date	\$441,061
Construction Cost Subject to Inclusion	\$6,918,122
Applicable Construction Draw to Date	\$1,651,735



### SBE Professional Services Inclusion

Through the period covered by this report, this project has achieved 14% SBE participation for Professional Services.



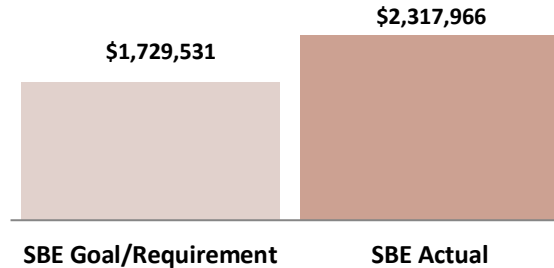
Total Value of SBE Payments	Goal/Requirement	Actual	Status
SBE Participation Percentage	18%	14%	-4%
Value of SBE Participation	\$102,585	\$77,500	-\$25,085

**Table 1: Professional Services SBE Inclusion**

NAME OF CERTIFIED FIRM	DBE/SBE	SUBCONTRACTOR OF	SERVICE PERFORMED OR MATERIALS SUPPLIED	SUBCONTRACT AWARD AMOUNT	TOTAL AMOUNT PAID TO DATE
Cross Management Services, Inc.	DBE/SBE	BCM, LLC	Inclusion Consultant	\$ 77,500	\$ 28,750
<b>TOTAL INCLUSION</b>				<b>\$ 77,500</b>	<b>\$ 28,750</b>
<b>INCLUSION, AS PERCENT OF PROFESSIONAL SERVICES COST SUBJECT TO INCLUSION</b>				<b>14%</b>	
<b>INCLUSION, AS PERCENT OF PROFESSIONAL SERVICES DRAW TO DATE</b>					<b>7%</b>

### SBE Construction Inclusion

Through the period covered by this report, this project has achieved 34% SBE participation for Construction.



Total Value of SBE Payments	Goal/Requirement	Actual	Status
SBE Participation Percentage	25%	34%	+9%
Value of SBE Participation	\$1,729,531	\$2,317,966	+\$588,436

**Table 2: Construction SBE Inclusion**

NAME OF CERTIFIED FIRM	DBE / SBE	SUBCONTRACTOR OF	SERVICE PERFORMED OR MATERIALS SUPPLIED	SUBCONTRACT AWARD AMOUNT	TOTAL AMOUNT PAID TO DATE
Anointed Cleaner, LLC	DBE/SBE	BCM, LLC	Final Cleaning	\$ 18,072	
CMS Contracting, LLC	SBE	BCM, LLC	Landscaping (Tree Removal)	\$ 24,952	\$ 24,952
CMS Contracting, LLC	SBE	BCM, LLC	Rough Carpentry	\$ 1,114,792	\$ 315,583
CMS Contracting, LLC	SBE	BCM, LLC	Finish Carpentry	\$ 225,000	
CMS Contracting, LLC	SBE	BCM, LLC	Siding	\$ 500,000	\$ 27,000
CMS Contracting, LLC	SBE	BCM, LLC	Roofing	\$ 345,000	\$ 139,217
CMS Contracting, LLC	SBE	BCM, LLC	Demolition	\$ 18,000	\$ 13,850
PRAA Construction, Inc.	DBE	BCM, LLC	Demolition	\$ 72,150	\$ 64,935
<b>TOTAL INCLUSION</b>				<b>\$ 2,317,966</b>	<b>\$ 585,538</b>
<b>INCLUSION, AS PERCENT OF CONSTRUCTION COST SUBJECT TO INCLUSION</b>				<b>34%</b>	
<b>INCLUSION, AS PERCENT OF CONSTRUCTION DRAW TO DATE</b>					<b>35%</b>

## RPP Participation

As shown in Table 3 below, the RPP inclusion achieved is 11%.

*Table 3: RPP Participation by Contractor*

Contractor	Trade	On-Site Construction Hours				
		Total Hours Worked	RPP Worker Hours	RPP %	SIA RPP Hours	SIA RPP %
Acts Construction LLC	General Laborer	40.00				
Advanced Restoration, Inc.	Masonry	916.77	261.09	28%	261.09	100%
B V TETZLAFF INC	Plumbing	415.17				
City Wide Insulation of Madison, Builders	General Laborer	138.50				
CMS Contracting, LLC	Demolition, Tree removal, Carpentry, Roofing	1,362.00				
Elite Electrical Company LLC	Electrician	320.00	96.00	30%		
Friemoth Concrete Corp	Concrete	1,562.23				
Joe Debelak Plumbing & Heating Co, Inc	General Laborer	304.50				
Legacy Heating & Air Conditioning, LLC	HVAC	140.00				
Mark's Custom Services, Inc.	Excavation	224.00				
Mattox Plumbing, LLC	Plumbing	556.44	312.77	56%		
PRAA Construction Inc.	Carpentry	272.00				
<b>Total Hours</b>		<b>6,251.61</b>	<b>669.86</b>	<b>11%</b>	<b>261.09</b>	<b>39%</b>
Bonus SIA RPP Hours						
Bonus Apprentice RPP Hours			23.66			
<b>Total RPP Hours with Bonus</b>		<b>6,251.61</b>	<b>693.52</b>	<b>11%</b>		

**Table 4: RPP Participation by Craft**

Craft	RPP Hours	# of RPP Workers
Laborer	261.09	2
Electrician	96.00	1
Plumber	312.77	3
<b>Total</b>	<b>669.86</b>	<b>6</b>

**Table 5: RPP Participation by Zip Code**

Zip Code	RPP Hours	# of RPP Workers
53202	57.87	1
53210	13.27	1
53215	247.82	1
53216	96.00	1
53218	8.00	1
53221	246.90	1
<b>Total</b>	<b>669.86</b>	<b>6</b>

**Table 6: RPP Participation by Race**

Race	RPP Hours	# of RPP Workers
African American	161.87	3
Causasian	246.90	1
Not Specified	261.09	2
<b>Total</b>	<b>669.86</b>	<b>6</b>

**Table 7: RPP Participation by Gender**

Race	RPP Hours	# of RPP Workers
African American	161.87	3
Causasian	246.90	1
Not Specified	261.09	2
<b>Total</b>	<b>669.86</b>	<b>6</b>

**Table 8: Apprenticeship & On-The-Job Trainee Participation**

Craft	# of Apprentices / OJT Trainees	Total Hours Worked	RPP Apprentice Hours	RPP Apprentice %	SIA RPP Apprentice Hours	SIA RPP Apprentice Hours %
Electrician	1	96.00	96.00	100%	-	
Plumber	1	98.72	-			
<b>Total</b>	<b>2</b>	<b>194.72</b>	<b>96.00</b>	<b>49%</b>	<b>-</b>	

**Table 9: Apprentice Participation by Race**

Race	Hours	# of Workers
African-American	96.00	1
Causasian	98.72	1
<b>Total</b>	<b>194.72</b>	<b>2</b>

**Table 10: Apprentice Participation by Gender**

Gender	Total Hours	# of Workers
Male	194.72	2
<b>Total</b>	<b>194.72</b>	<b>2</b>

### Section 3 Participation

As shown in Table 11 below, the Section 3 inclusion achieved is 33%.

**Table 8: Section 3 Worker Inclusion**

Contractor	Trade	On-Site Construction Hours				
		Total Hours Worked	Section 3 Worker Hours	% Section 3	Targeted Section 3 Worker Hours	% Targeted Section 3
Acts Construction LLC	General Laborer	40.00				
Advanced Restoration, Inc.	Masonry	916.77	13.27	1%	13.27	100%
B V TETZLAFF INC	Plumbing	415.17				
City Wide Insulation of Madison, Builders Ins.	General Laborer	160.50				
CMS Contracting, LLC	Demolition, Tree removal, Carpentry, Roofing	1,362.00	1362.00	100%		
Elite Electrical Company LLC	Electrician	320.00	113.00	35%		
Friemoth Concrete Corp	Concrete	1,562.23	156.15	10%		
Joe Debelak Plumbing & Heating Co, Inc	General Laborer	304.50				
Legacy Heating & Air Conditioning, LLC	HVAC	140.00	140.00	100%		
Mark's Custom Service, Inc.	Excavation	224.00				
Mattox Plumbing, LLC	Plumbing	556.44	55.22	10%		
PRAA Construction Inc.	Carpentry	272.00	203.00	75%		
<b>Total Hours</b>		<b>6,273.61</b>	<b>2,042.64</b>	<b>33%</b>	<b>13.27</b>	<b>0%</b>

