



Children's
Research Center

Charter School Review Committee Academic Progress Report 2014-15

For Steering and Rules Committee
February 18, 2016



City of Milwaukee Charter Schools 2014–15

- Central City Cyberschool of Milwaukee (Ald. Dist. 7)
- Darrell Lynn Hines College Preparatory Academy of Excellence (Ald. Dist. 9)
- Downtown Montessori Academy (Ald. Dist. 13)
- Escuela Verde (Ald. Dist. 12)
- King's Academy (Ald. Dist. 9)
- Milwaukee Academy of Science (Ald. Dist. 4)
- Milwaukee Collegiate Academy (Ald. Dist. 1)
- Milwaukee Math and Science Academy (Ald. Dist. 6)
- North Point Lighthouse Charter School (Ald. Dist. 1)
- Rocketship Southside Community Prep (Ald. Dist. 8)

Charter School Review Committee (CSRC)

- Kevin Ingram
- Gayle Peay
- Melinda Scott Krei
- Glenn Steinbrecher
- Desiree Pointer-Mace
- Joyce Mallory
- Ruben A. Burgos

Charter School Review Committee Summary

- Eight of 10 schools met or exceeded expectations
- Milwaukee Collegiate Academy: Charter School of the Year Award
- Central City Cyberschool: Title I School of Recognition Award
- Rocketship South Side Community Prep: Title I School of Recognition Award
- Milwaukee Common Council/CSRC received a 100% score on Essential Practices by NACSA

Charter School Review Committee Activities

- One promising application for fall of 2016
- The Green School, fall of 2017
- Two five-year renewals
- One school closure

Summary Profile of 10 Schools

- Enrollment range: From 66 to 872 students
- Special education: 3.6% to 19.7%
- Race/ethnicity: 88.6% to 100% African American, except for Downtown Montessori Academy, Escuela Verde, and Rocketship Southside Community Prep
- Seven are elementary schools, and the three others include a grade K4–12 school, a grade 7–12 school, and one high school

CSRC Scorecard

Multiple measures include:

- Student academic progress;
- Local measures; and
- Engagement indicators.

Results indicating:

- An overall percentage of possible points; and
- A letter grade tied to the percentage.

Scorecard Scale

A 93.4% – 100%

A– 90.0% – 93.3%

B+ 86.6% – 89.9%

B 83.3% – 86.5%

B– 80.0% – 83.2%

C+ 76.6% – 79.9%

C 73.3% – 76.5%

C– 70.0% – 73.2%

D+ 66.6% – 69.9%

D 63.3% – 66.5%

D– 60.0% – 63.2%

F 0.0% – 59.9%

**Academic Progress for City of Milwaukee Charter Schools:
CSRC Scorecard Results for 2012–13, 2013–14 and
2014–15 School Years**

	2012–13 Scorecard Results	2013–14 Scorecard Results	2014–15 Scorecard Results
Elementary Schools			
Cyberschool	81.7% / B-	82.6% / B-	92.2% / A-
DL Hines	73.8% / C	72.6% / C-	83.8% / B
Downtown Montessori	85.2% / B	89.3% / B+	93.4% / A
King’s Academy	68.8% / D+	67.0% / D+	68.8% / D+
MMSA	64.4% / D	66.4% / D	72.6% / C-
NPLCS	46.8% / F	58.1% / F	63.6% / D+
Rocketship	N/A	73.9% / C	74.0% / C
Other Schools			
Escuela Verde	73.9% / C	70.5% / C-	75.9% / C
MAS	74.0% / C	73.3% / C	79.4% / C+
MCA	71.3% / C-	68.2% / D+	78.2% / C+

Engagement Indicators: Elementary Schools



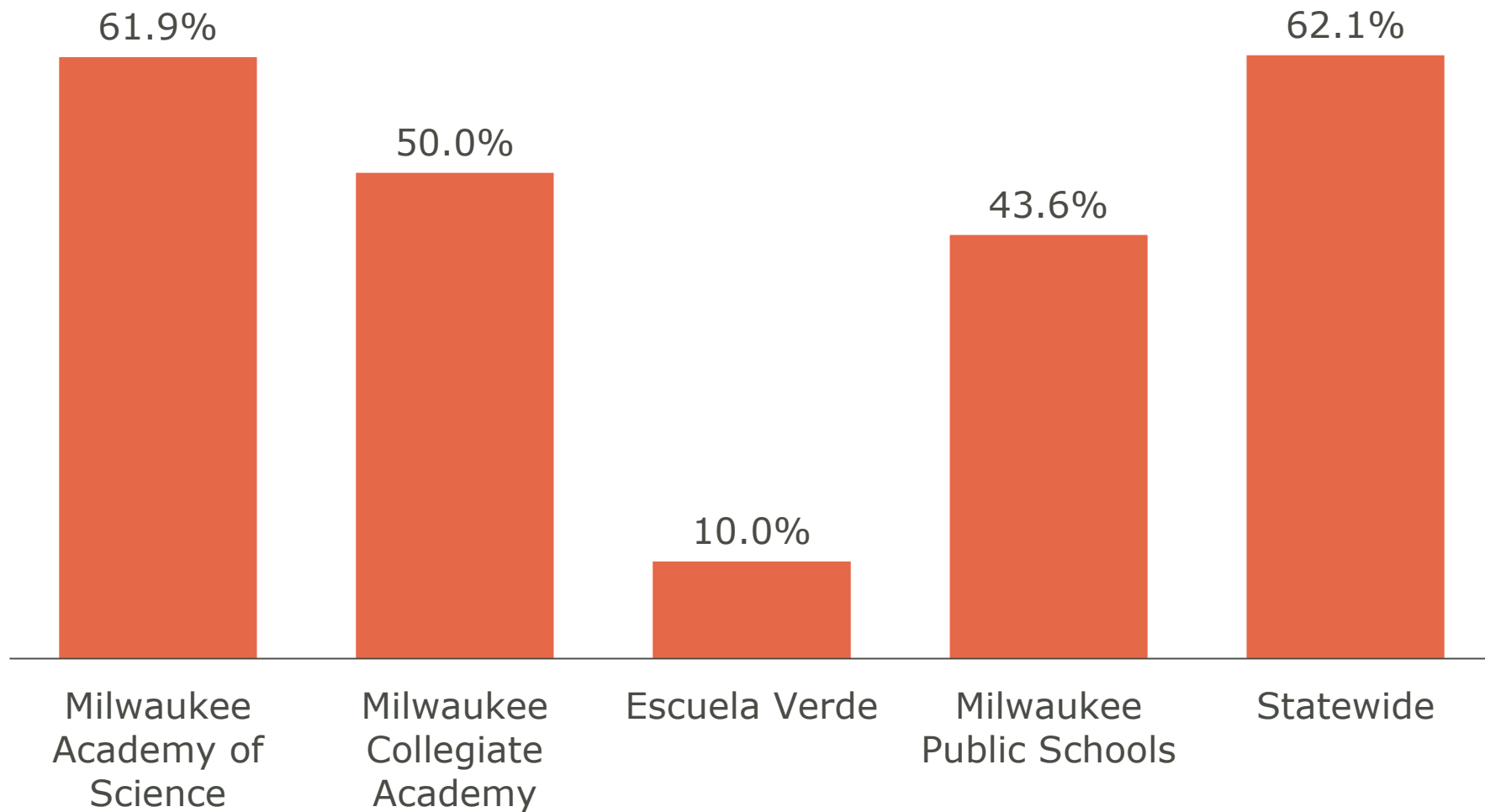
Elementary Schools	Attendance	Student Return	Student Retention	Teacher Return	Teacher Retention
Central City Cyberschool (K4-8)	93.3%	88.9%	93.2%	84.6%	96.7%
Darrell Lynn Hines (K4-8)	93.3%	77.9%	90.3%	76.5%	88.2%
Downtown Montessori (K3-8)	95.6%	90.3%	98.8%	100.0%	100.0%
King's Academy (K4-8)	91.3%	74.6%	81.9%	80.0%	84.6%
MMSA (K4-8)	89.7%	68.3%	83.5%	82.3%	88.9%
North Point Lighthouse (K4-7)	88.3%	66.9%	90.6%	86.0%	66.7%
Rocketship (K4-5)	90.0%	82.0%	87.4%	73.3%	88.9%

Engagement Indicators: Other Schools

Other Schools	Attendance	Student Return	Student Retention	Teacher Return	Teacher Retention
Escuela Verde (7-12)	88.1%	80.5%	79.7%	83.3%	100%
MAS (K4-12)	91.8%	81.7%	83%	75.4%	90.4%
MCA (9-12)	89.6%	74.4%	78.8%	91.7%	100%



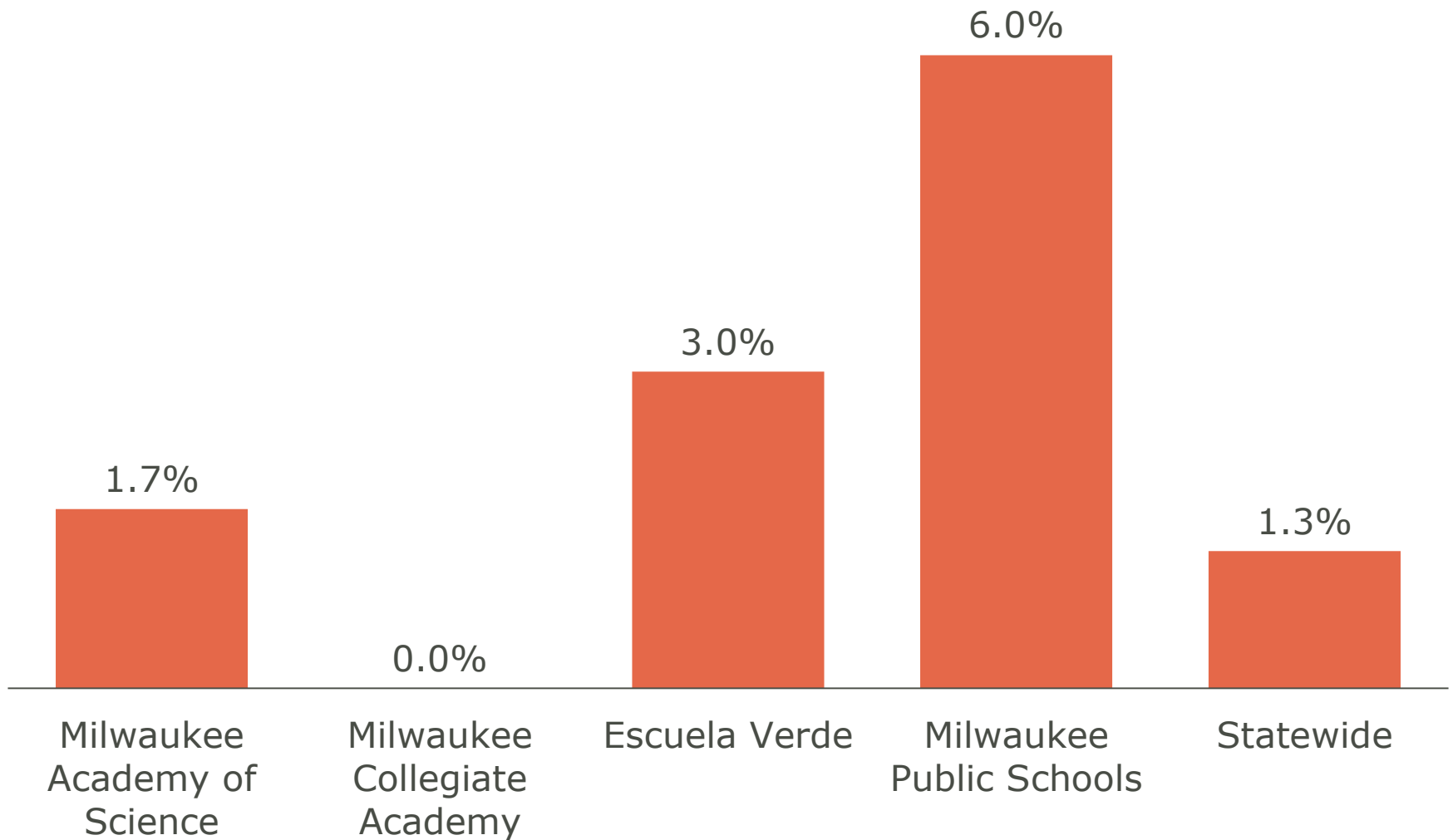
2013–14 Graduates Enrolled in Post-Secondary Educational Programs*



*2013–14 graduates enrolled in either fall 2014 or spring 2015

Source: Wisconsin Department of Public Instruction's (DPI) WISEdash

Dropout Rate: 2013-14

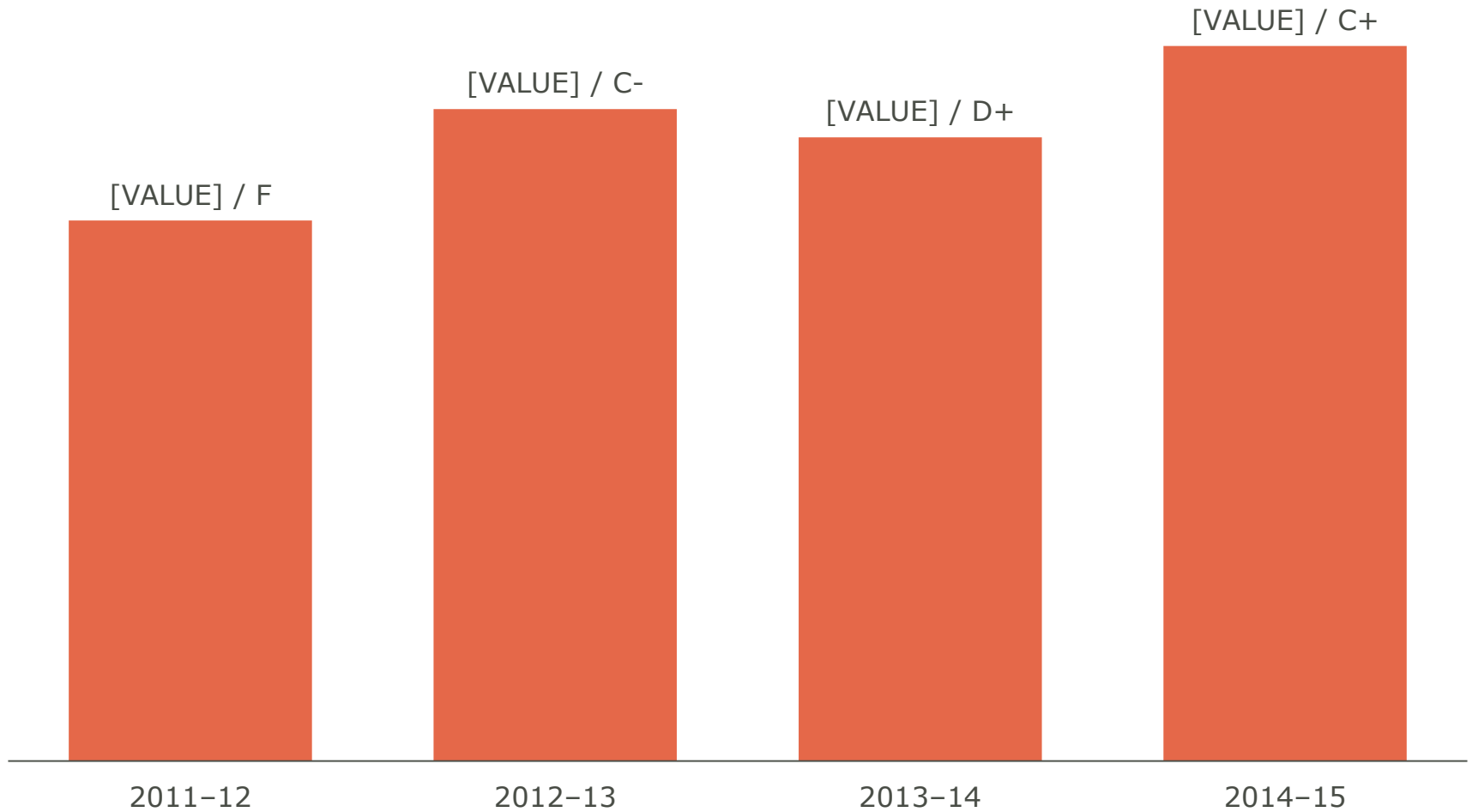


Source: DPI's WISEdash dropout rates, grades 7-12

Milwaukee Collegiate Academy: Significant Academic Progress Indicators

Measure	2013–14 Performance	2014–15 Performance
10th graders with adequate credits to move from 10th to 11th grade	61.7%	81.6%
Graduates accepted to a postsecondary college, university, or technical school, or the military	100%	100%
Graduates with ACT composite score of 21.25 or more	7.1%	21.4%
Teacher retention rate	100%	100%
Teacher return rate	57.1%	91.7%

MCA Scorecard Trend Data



CSRC's Recommendations

- Update on Milwaukee Math and Science Academy: Requiring mid-year report
- Recommendation regarding North Point Lighthouse Charter School
- Recommendation to accept the 2014–15 city charter school reports
- Recommendation to extend Milwaukee Collegiate Academy's charter for five years





Children's
Research Center

Questions or Comments