

Milwaukee Crime Trends and WI Department of Justice Initiatives

*Presented to the Milwaukee Common Council
Public Safety Committee
June 20, 2016*



Constance Kostelac, PhD
Wisconsin Department of Justice
Bureau of Justice Information & Analysis

Introduction

- On behalf of the Department of Justice (DOJ)
- Provide assistance in support of the efforts to address violence and overall crime issues in Milwaukee
- Importance of a local response, but with collaboration and coordination with other partners, including DOJ

Overview

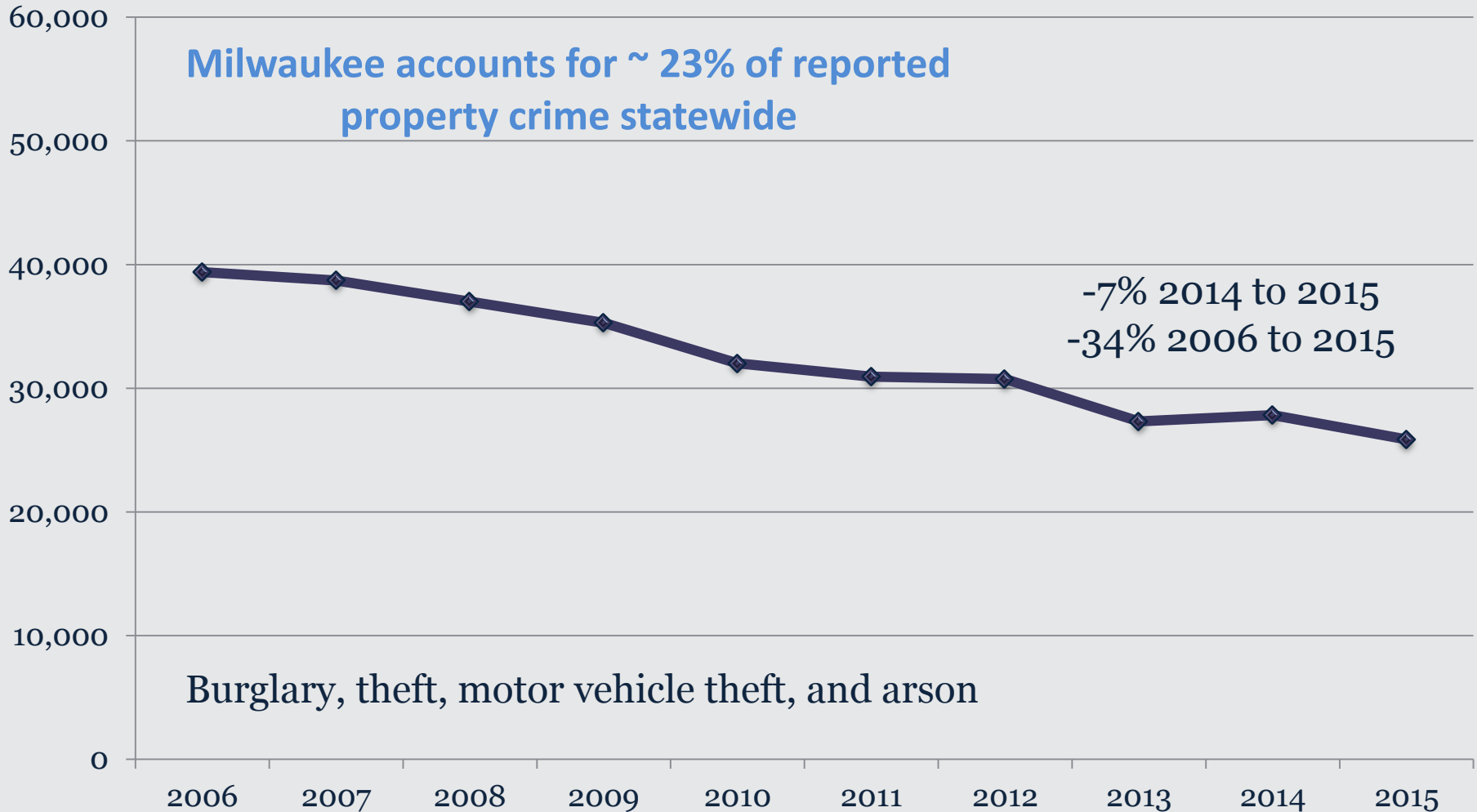
- Ten year crime trend information for Milwaukee
- Focus on violent crime and use of firearms
- Current DOJ initiatives

Data Notes

- Unless otherwise noted, data is based on offenses or arrests reported by the Milwaukee Police Department to the Wisconsin Department of Justice and is subject to change as updates are received.
- Data is initially submitted through the incident-based reporting (IBR) system, as part of the Uniform Crime Reporting (UCR) program.
- Data have been converted to a summary-based reporting format, with a hierarchy rule applied, to allow for statewide and historical comparisons.
- Arrests in the UCR program are defined as: All persons processed by arrest (booking), citation, or summons (when served by an officer) for committing an offense in its jurisdiction.

Property Crime

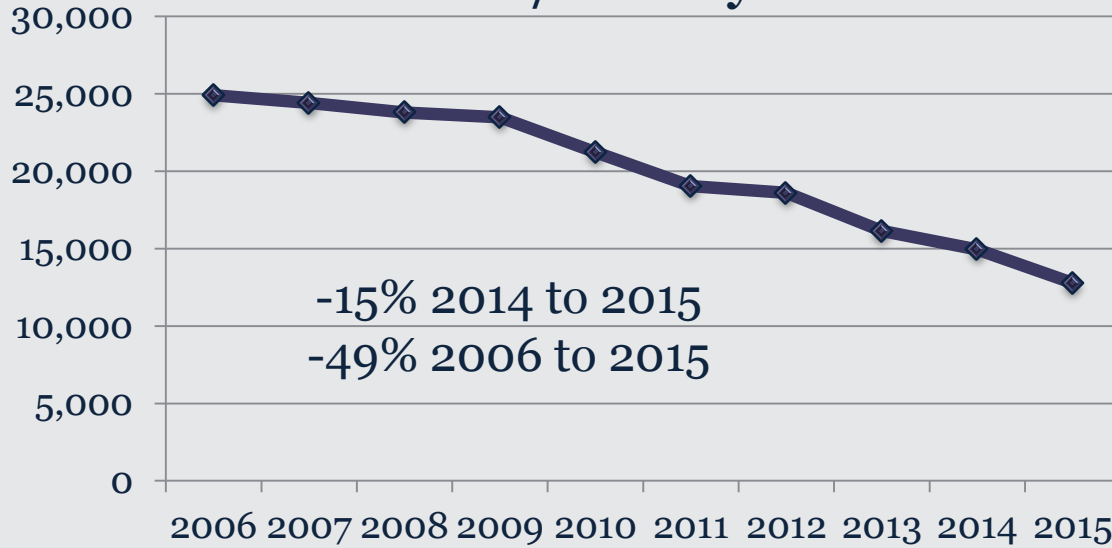
Total Property Crime



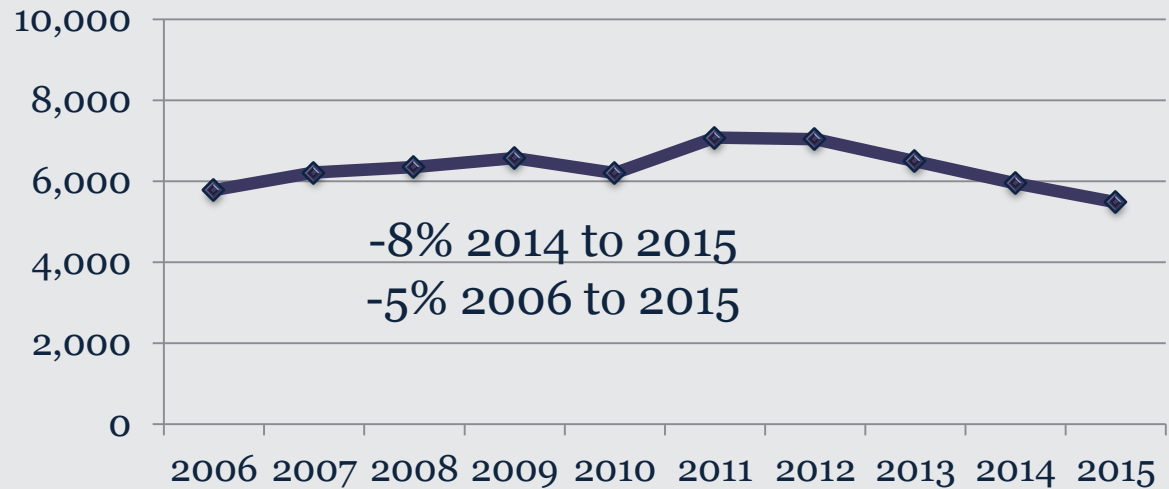
Based on converted Uniform Crime Reporting (UCR) data reported by the Milwaukee Police Department.

Burglary and Theft-Larceny

Theft/Larceny



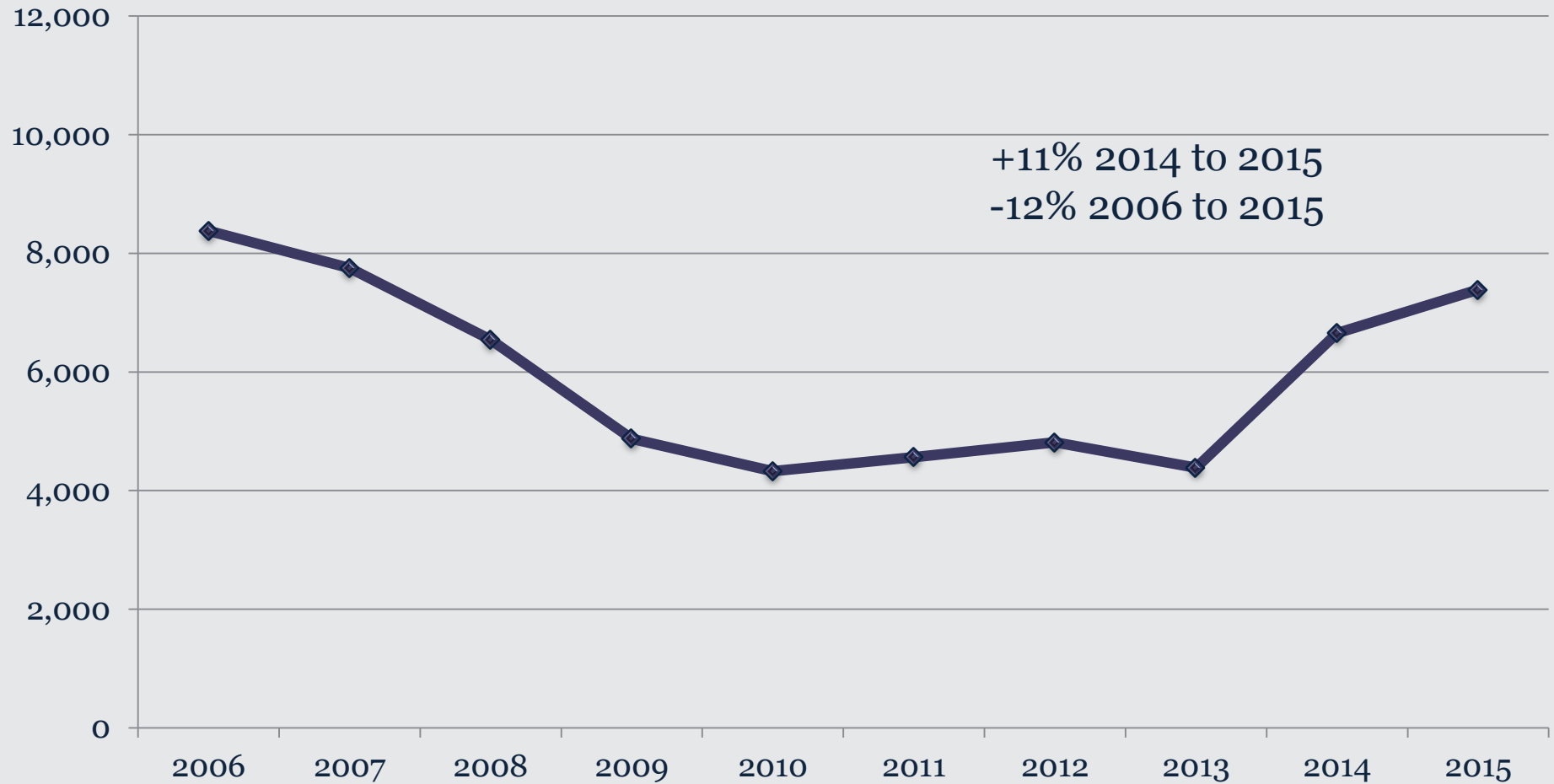
Burglary



Based on converted Uniform Crime Reporting (UCR) data reported by the Milwaukee Police Department.

Motor Vehicle Theft

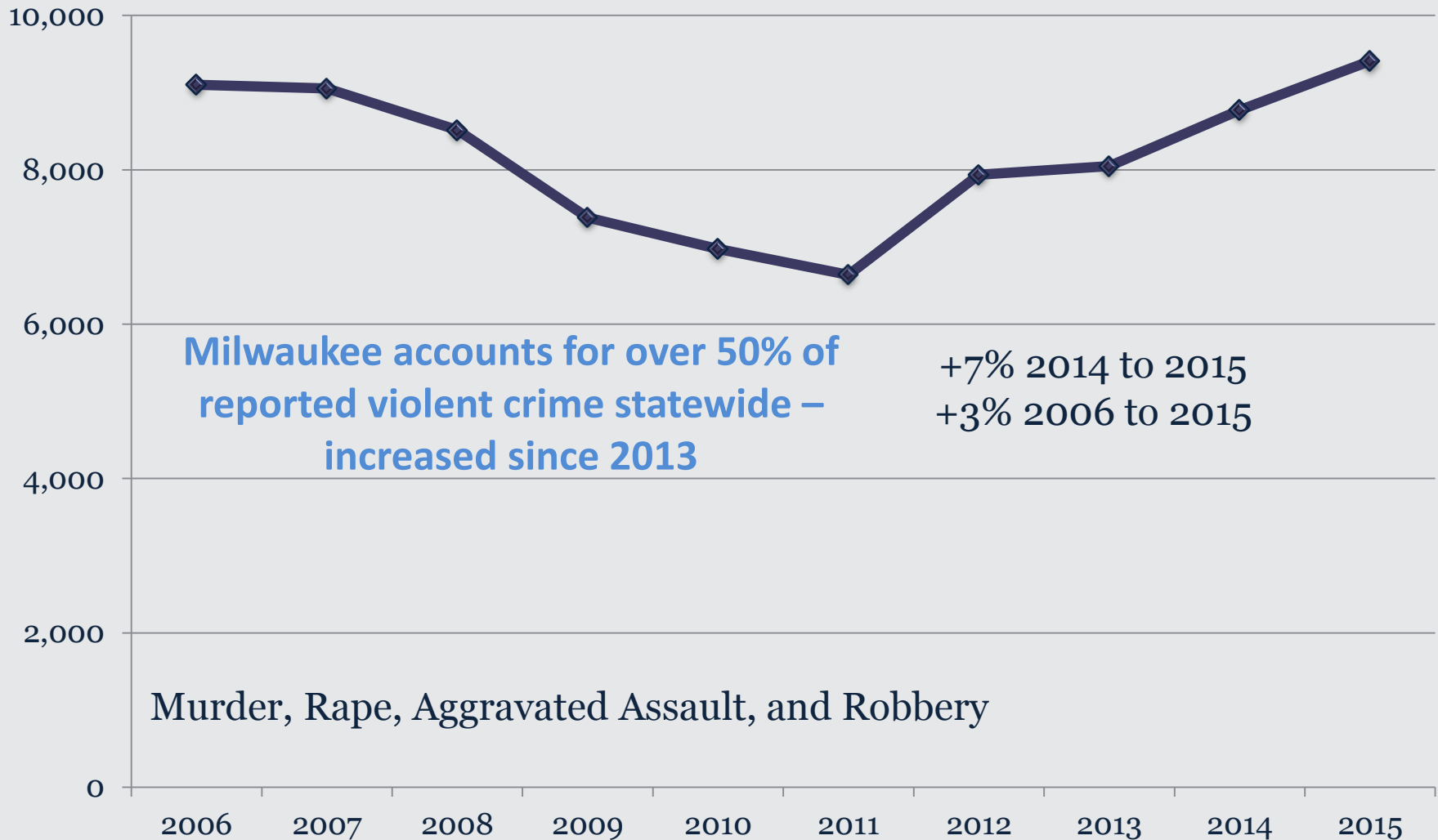
Motor Vehicle Theft



Based on converted Uniform Crime Reporting (UCR) data reported by the Milwaukee Police Department.

Violent Crime

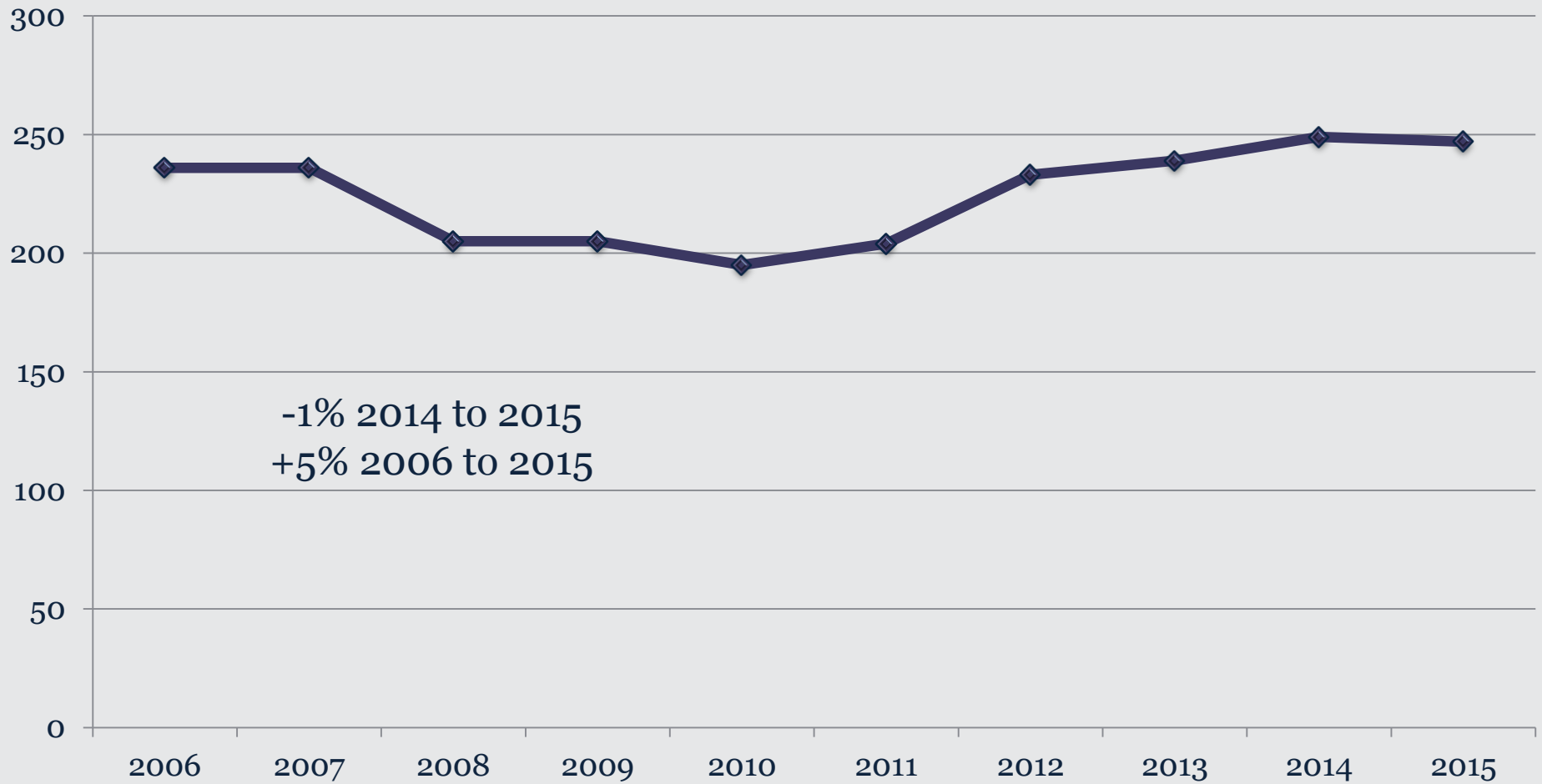
Total Violent Crime



Based on converted Uniform Crime Reporting (UCR) data reported by the Milwaukee Police Department.

Rape (Legacy)

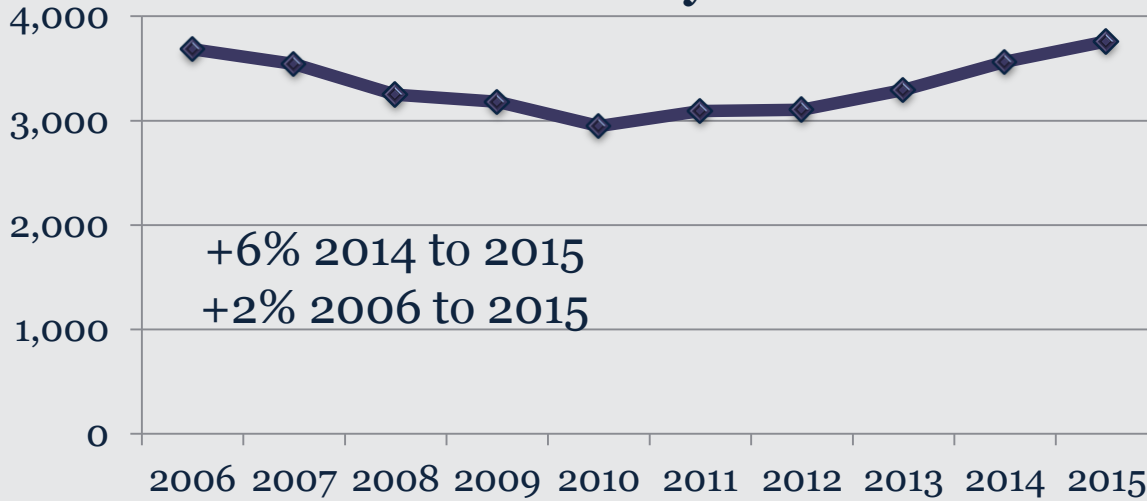
Rape



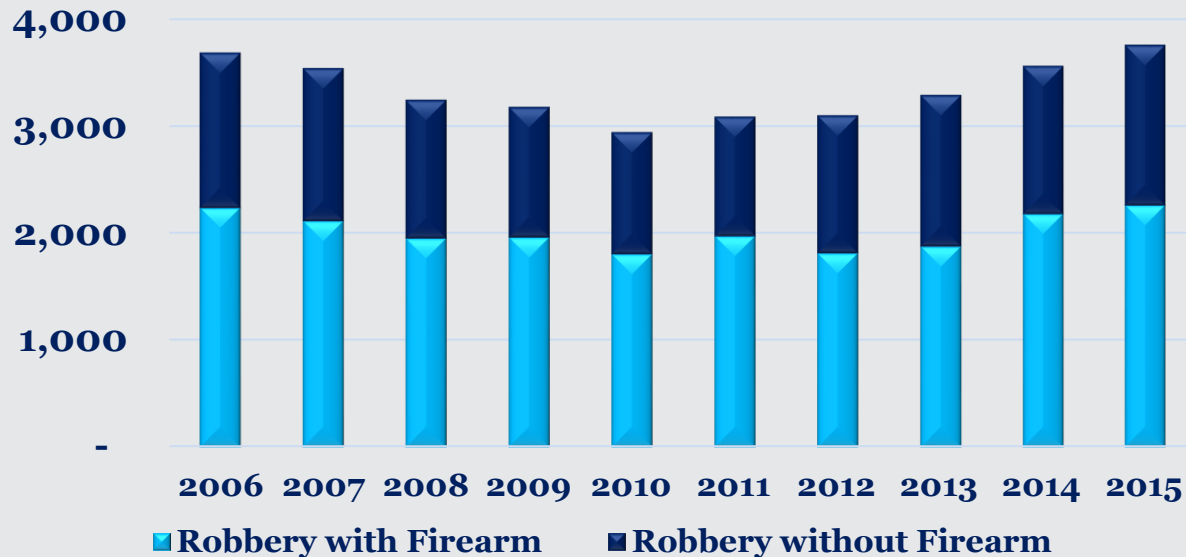
Based on converted Uniform Crime Reporting (UCR) data reported by the Milwaukee Police Department.

Robbery

Robbery



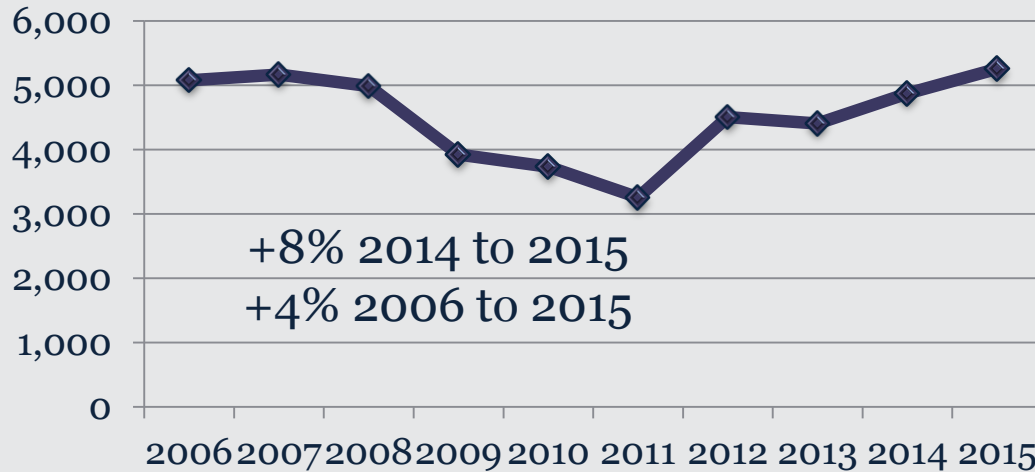
Robbery



On average, ~ 60% of the robberies in Milwaukee involve a firearm

Aggravated Assault

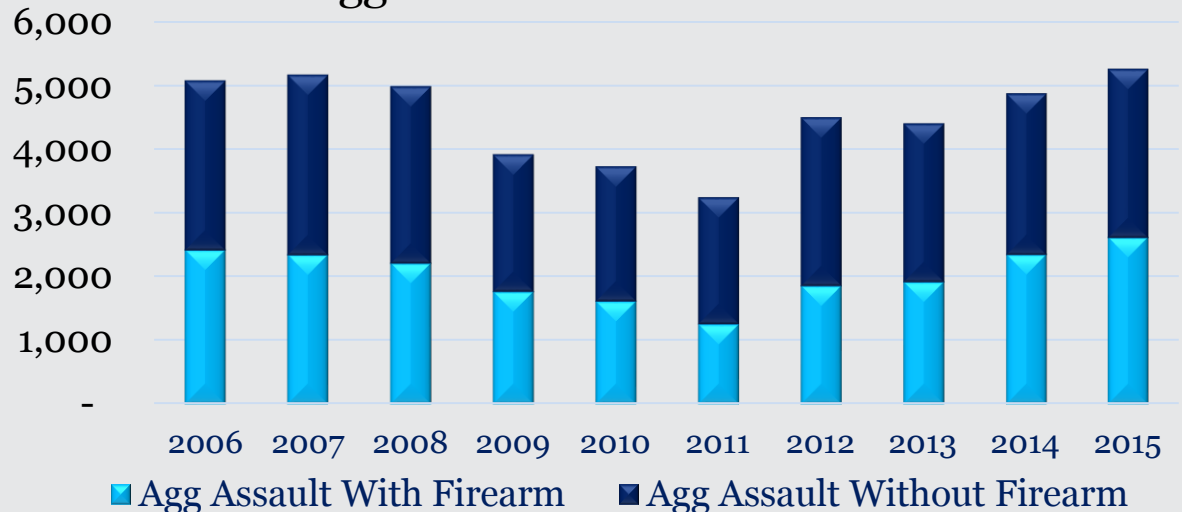
Aggravated Assault



Both the Milwaukee Police Department and the Milwaukee Homicide Review Commission report a similar increase in non-fatal shootings

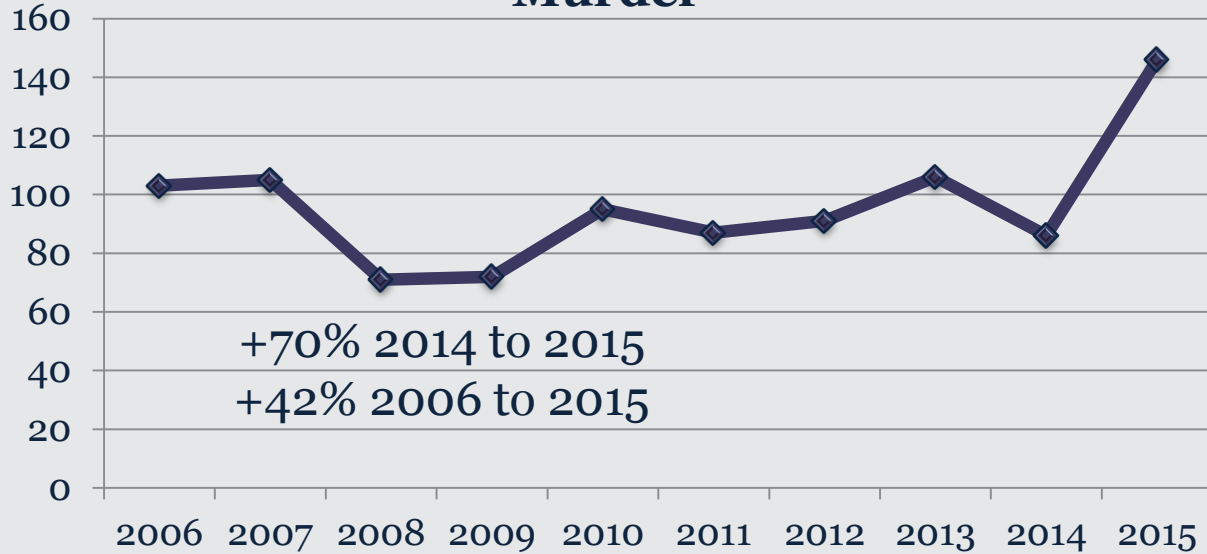
Aggravated Assault with Firearm

On average, ~ 45% of the aggravated assaults in Milwaukee involve a firearm



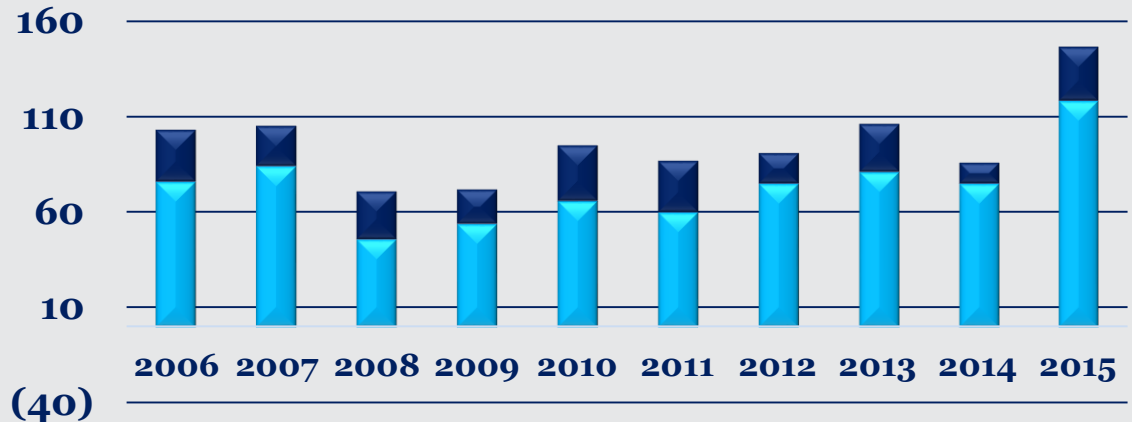
Murder

Murder



Both the Milwaukee Police Department and the Milwaukee Homicide Review Commission have conducted more detailed analyses of 2015 homicides

Murder

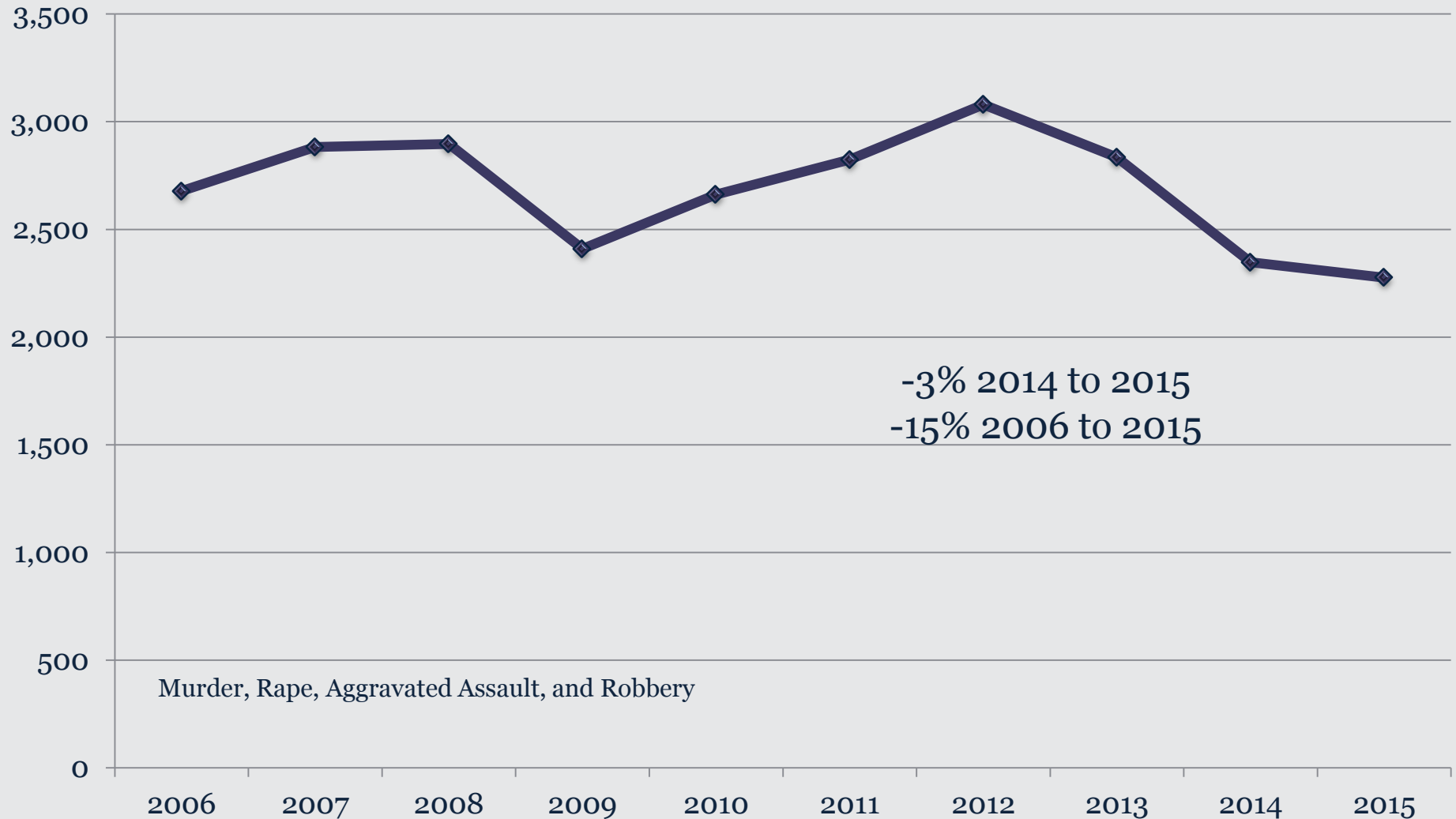


~ 76% of the murders in Milwaukee involve a firearm – higher percentage in 2015

■ Murder with Firearm ■ Murder without Firearm

Violent Arrests

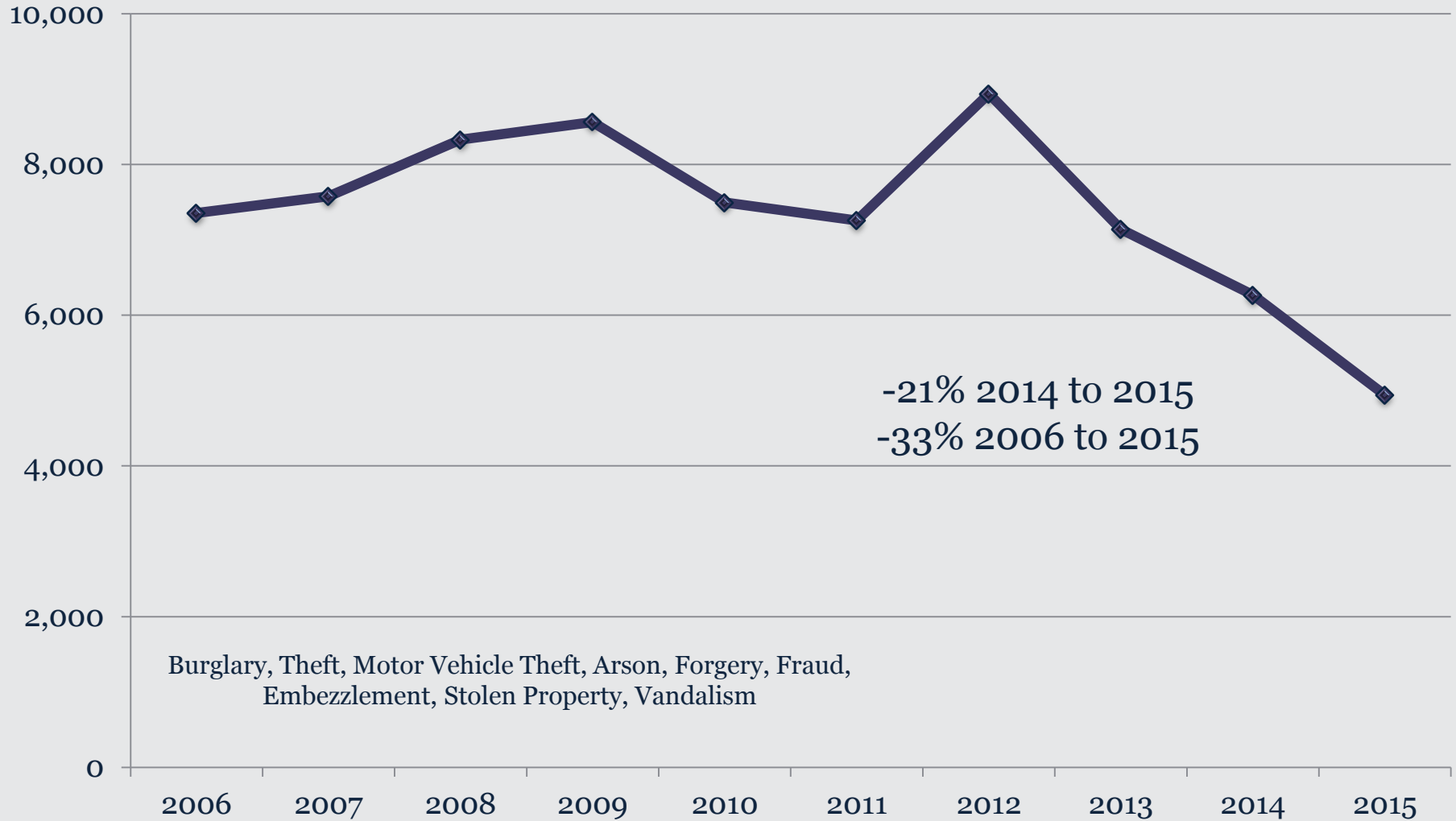
Total Violent Arrests



Based on converted Uniform Crime Reporting (UCR) data reported by the Milwaukee Police Department.

Property Arrests

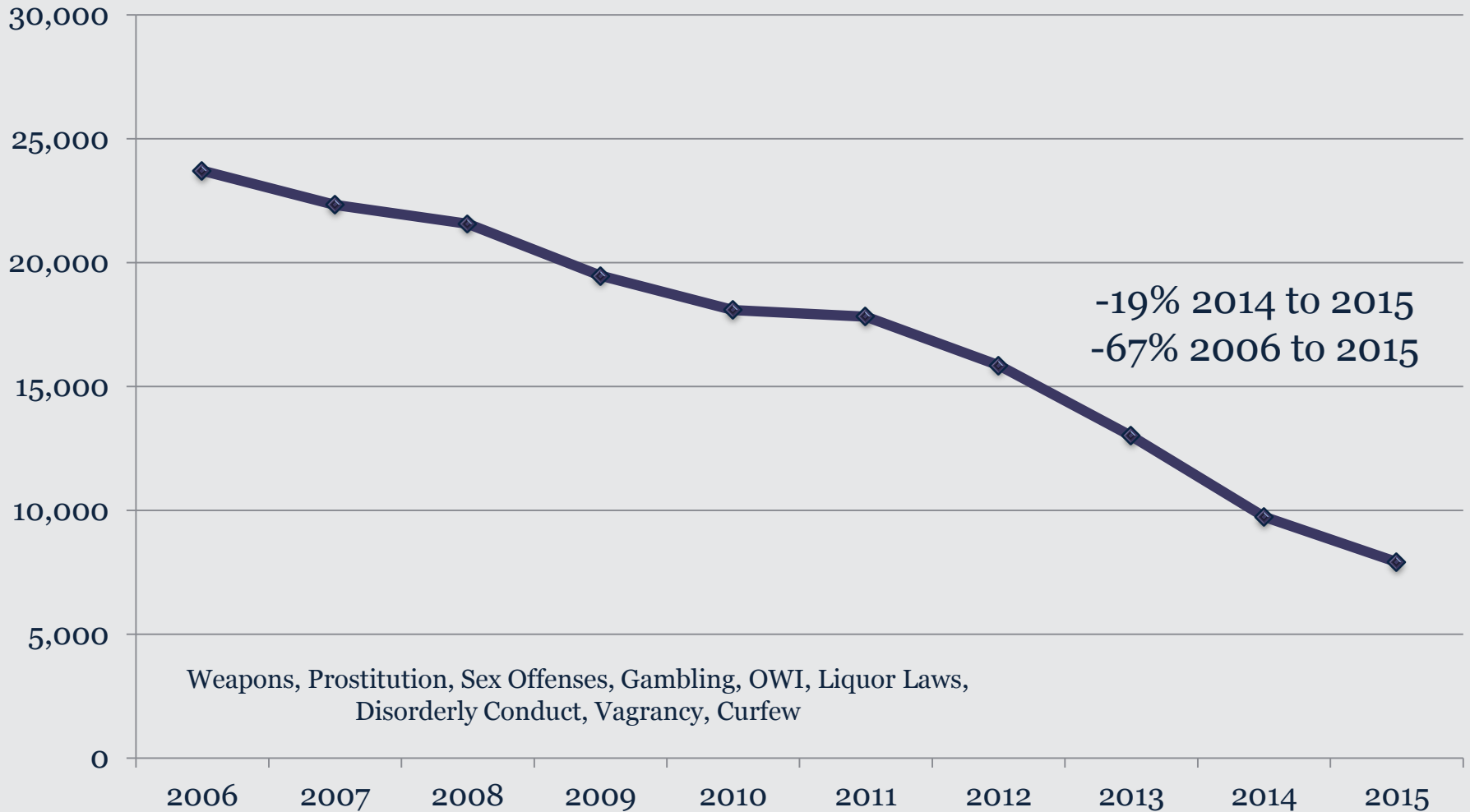
Total Property Arrests



Based on converted Uniform Crime Reporting (UCR) data reported by the Milwaukee Police Department.

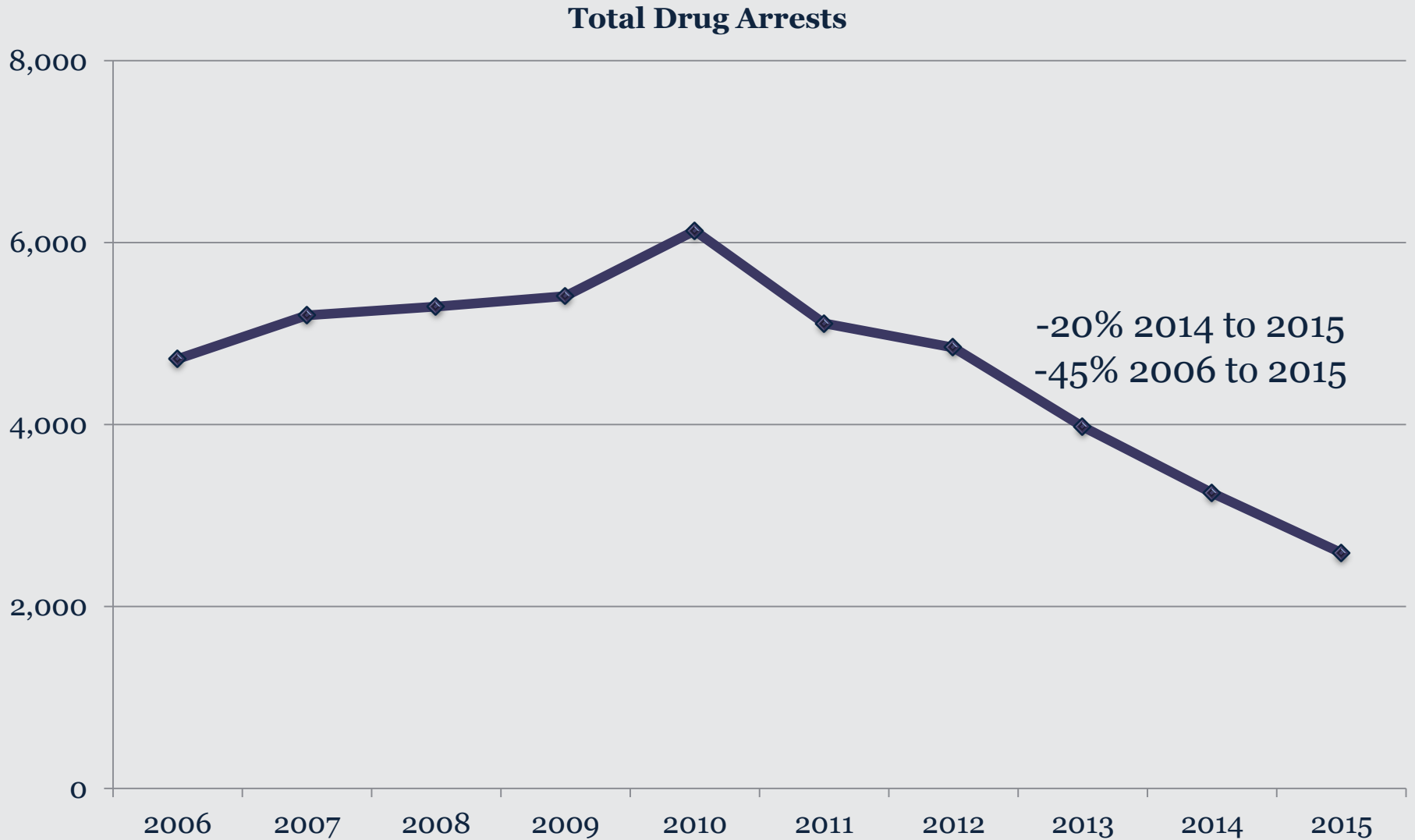
Society Arrests

Total Society Arrests



Based on converted Uniform Crime Reporting (UCR) data reported by the Milwaukee Police Department.

Drug Arrests



Based on converted Uniform Crime Reporting (UCR) data reported by the Milwaukee Police Department.

DOJ Initiatives

- Multiple initiatives currently underway
- Intended to assist with crime issues affecting the State of Wisconsin
- Given the statewide jurisdiction of DOJ, initiatives are intended to be beneficial to the state as a whole
 - Recognize the importance of addressing issues in Milwaukee, given both local needs and the impact on the state overall

DOJ Initiatives - Direct Grants

- Milwaukee Metropolitan Drug Enforcement Group (MMDEG)
 - total of \$543,365 (\$321,147 JAG, \$222,218 State funds)
 - Consists of the Milwaukee, South Milwaukee, and West Allis police departments and the Milwaukee County District Attorney's Office
 - Combats illicit drug trafficking in Milwaukee County by targeting, investigating, and arresting mid-level to major drug dealers
 - Prosecuting felony drug offenders in specialized Milwaukee County speedy trial felony drug courts.

DOJ Initiatives - Direct Grants

- Shot Spotter - \$175,000 in state funds annually
 - Purpose and goal is to have real-time data relative to actual shots being fired within the city.
 - Allows for rapid response to the area of the detected shots in order to take further police action and investigate the incidents.
 - This system allows police department analysts the ability to better track overall shots fired incidents, conduct predictive analysis and allow for the most cost effective and expeditious method to deploy police resources based upon the data.

DOJ Initiatives - Direct Grants

- Treatment Alternatives and Diversion (TAD) program
 - Milwaukee is a current recipient at \$333,900 per year
 - Competitive process for 2017 is underway
 - Milwaukee County uses TAD funds to contract with JusticePoint, a private non-profit agency, to identify individuals arrested for non-violent offenses that have substance abuse and/or co-occurring mental health disorders who are eligible for deferred prosecution.
 - Funds are also used to contract with JusticePoint for provision of community supervision services for TAD participants.
 - Emphasis on reducing recidivism and incarceration.

DOJ Initiatives - Direct Grants

- Justice Assistance Grant - \$80,000 federal funding annually
 - The Early Intervention General Crimes Prosecutor project provides funding for a Milwaukee County assistant district attorney to strengthen the Milwaukee County Early Intervention program.
 - Identifying early in the criminal justice process nonviolent offenders whose criminal risk can be safely managed by community-based programming.
- Added prosecutor for MCDAO – for Violence Against Women’s Act (VAWA)

DOJ Initiatives - Grant Assistance

- Project Safe Neighborhoods (PSN) 2016 (pending)
 - Applied for \$300,000 in funding to develop a focused deterrence strategy in the Center Street Corridor, an area of Milwaukee suffering from a disproportionately high number of gun violence incidents.
 - Based on proactive strategies to work with offenders ages 16 to 26 living in neighborhoods in and around the Center Street Corridor who are under criminal justice supervision and at high risk of carrying firearms.
 - Under a restorative justice model, offenders will receive a face-to-face warning from law enforcement representatives together with a letter indicating individualized consequences that will follow from any offender getting caught with a firearm.
 - Modeled after successful programs in Detroit and Chicago.

DOJ Initiatives - Grant Assistance

- SMART Reentry 2016 (pending)
- DOJ, in partnership with the Reentry Coalition of the Milwaukee PSN Task Force, requested \$1,000,000 for a 36 month project to develop an innovative reentry employment program for high risk offenders returning from imprisonment to the Center Street Corridor, an area of Milwaukee plagued by gun violence.
- The proposed project incorporates the following:
 - targeting criminogenic needs that affect recidivism
 - providing sustained case planning/management
 - supporting a comprehensive range of services
 - providing staff training
 - access to health benefits
 - use of existing data system
 - transitional employment
 - training and technical assistance to workforce agencies/other partners

DOJ Initiatives

- Human Trafficking Taskforce
 - Multi-agency, statewide initiative
 - Focusing on victims, holding offenders accountable, suppressing demand, and data collection to better understand and address human trafficking in Wisconsin
 - Also laws protecting trafficking victims
 - On-going role of the Crime Victims Council

DOJ Initiatives

- Sexual Assault Kit Initiative (SAKI)
 - Collecting and testing sexual assault kits that had not previously been submitted
 - Largest number of kits coming from Milwaukee
 - Potential for DNA hits, identifying offenders or related cases, and initiating or re-opening investigations
 - Using a victim-centered approach
 - Also includes a prosecutor position for the MCDAO

DOJ Initiatives

- Heroin and Opioid Initiative – “Dose of Reality”
 - Partnership with WI Department of Health Services (DHS).
 - Bringing attention to the State's growing heroin and prescription narcotic painkiller addiction.
 - Also bringing attention to the fact that more people in Wisconsin die from drug overdoses than car crashes.
 - Television, radio, and online advertisements, as well as a set of informational brochures, posters, and other resources are available on our website: www.doseofrealitywi.gov
 - Expansion of naloxone/Narcan for law enforcement

DOJ Initiatives

- Heroin and Opioid Initiative – “Dose of Reality”
 - Partnerships with the medical community, including the WI Medical Society, WI Dental Association, Pharmacy Society of Wisconsin, and the WI Hospital Association
 - Also engaging the business community – can cause employers significant loss – estimate up to \$26 billion/year
 - Focus on Prescription Drug Monitoring Program (PDMP)
 - HOPE (Heroin, Opioid Prevention and Education) Legislation
 - Emphasis on tracking prescriptions and methadone clinics, giving law enforcement ability to notify prescribers when abuse or overdose is being investigated

DOJ Initiatives

- Drug-related Resources
 - DOJ resources are part of the HIDTA, DEA Task Force, and related efforts
 - Drug take-backs
 - May 2015 – 39,783 lbs
 - September 2015 – 44,698 lbs
 - April 2016 – 64,247 lbs
 - Difficult to determine direct impact on deaths
 - Goal is to continue to educate the public and reduce the availability of drugs
 - While also educating the medical community

DOJ Initiatives

- Firearm Background Checks
 - On average, typically takes 5-6 hours to complete a background check for a firearm
 - Often longer if there are issues or concerns identified – up to 5 days
 - A small percent are instant approvals, usually for those with no prior justice system contact
 - Systems also check CCAP every minute for dispositional information to update criminal history, as well as to see if a concealed carry license holder has been disqualified, and then taking steps to suspend or revoke the license if indicated
 - Most Federal Firearm License (FFL) dealers in Wisconsin are responsible and wait for DOJ approval
 - Act 22 first went into effect in 2015 and did not modify the background check process or reduce controls
 - Only removed the waiting period after the check is complete

DOJ Initiatives

- Firearm Background Checks

Comparison of data sources checked as part of a firearms background check performed by Wisconsin Department of Justice and the National Instant Criminal Background Check System (NICS)

Data Source	WI DOJ	NICS
Wisconsin DOT Driver Record	X	
CIB Hot Files	X	
NCIC Hot Files	X	X
Interstate Identification Index (III)	X	X
Wisconsin Criminal History	X	
FFL Status	X	X
NICS	X	X
CCAP	X	
Out of State DMV	X	
Out of State Criminal History	X	
Immigration Law Enforcement Screening Center (LESC)	X	X

DOJ Initiatives

- Firearm Background Checks
 - Over 310,000 completed since 2011
 - If those obtaining a concealed carry permit are then giving the firearm to someone who would be disqualified, this needs to be an enforcement effort
 - Currently not aware of specific data to quantify to what extent this is occurring
 - A review of homicide victims and suspects indicates that the majority would not have been eligible to legally obtain a firearm

DOJ Initiatives

- Milwaukee Firearm Violence Reduction Initiative
 - Reduce firearm-related violence through the targeted identification, apprehension, prosecution, and monitoring of offenders involved in gun-related crimes
 - \$50,000 in overtime given to Milwaukee PD to address firearm violence
 - 2 Assistant Attorney General (AAG) positions provided to the MCDAO to focus on prosecution of gun crimes, specifically for unlawful possession of firearms and non-fatal shootings

DOJ Initiatives

Milwaukee Firearm Reduction Initiative

- MPD will also dedicate 12 experienced detectives to work primarily on the investigation of firearm-related cases
- Provide DOC Division of Community Corrections (DCC) Region 3 with additional flexibility and resources for enhanced supervision of gun offenders
- DOC will also assign probation and patrol agents directly to the MPD districts

DOJ Initiatives

- Milwaukee Firearm Reduction Initiative
 - Evaluation to be completed by the DOJ's Bureau of Justice Information and Analysis
 - Currently initiating the data collection across agencies
 - Initial program is for a 2-year period. Outcomes may help to determine the potential for future resources.

DOJ Initiatives

- Milwaukee Firearm Reduction Initiative
 - Evaluation focusing on:
 - MPD use of overtime and investigative resources MPD clearances (by arrest or exceptional means) of gun incidents
 - Handling of gun cases referred to the Gun Unit at the MCDAO with the addition of the two AAGs
 - The use of DOC DCC resources to target gun offenders
 - The strength of the collaboration between partners
 - The extent to which the investigations or prosecutions involve prolific gun violence offenders, in part based on those identified through the Project Safe Neighborhoods (PSN) project
 - The overall trend in gun related crimes in Milwaukee both prior to and during the project implementation

DOJ Initiatives

- Officer-Involved Shootings
 - DOJ focuses on conducting thorough and impartial investigations of officer-involved shootings in the state, upon request
 - Working to assist in educating the public about the facts of particular incidents and address misperceptions
 - Also emphasizing the value of law enforcement activities and the importance of law enforcement wellness

DOJ Initiatives

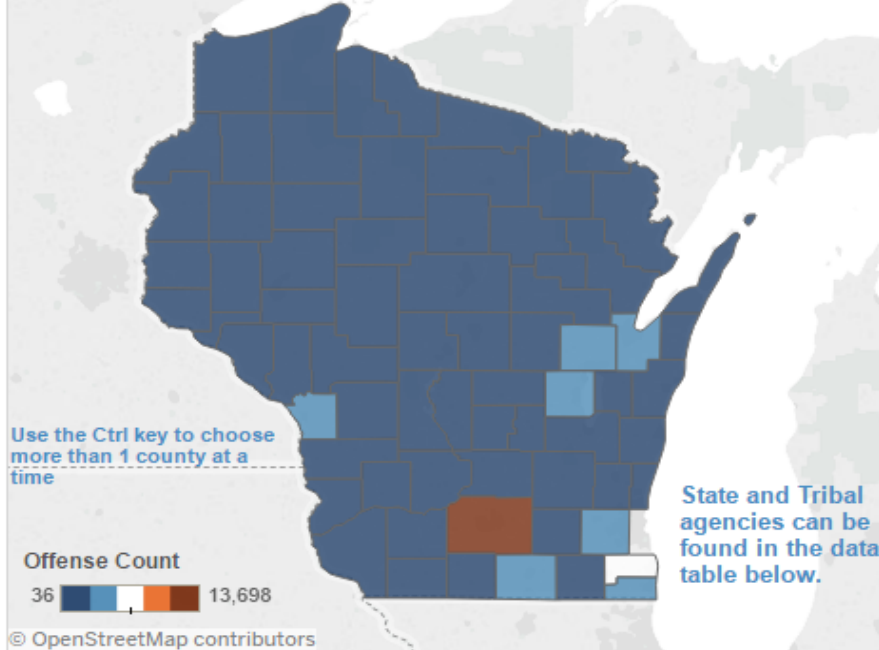
- Officer-Involved Shootings
 - Currently on a committee with the FBI looking at the implementation of data collection on officer-involved shootings and serious use of force incidents
 - Looking to move forward on this data collection to better understand the nature of the incidents and improve officer training
 - Goal is to reduce the number of incidents and keep both officers and citizens safe

DOJ Crime and Arrest Data Dashboards

By Location Over Time Read Me! (Data Notes)

Offenses by County and Type

Hover over a county on the map to see the county total for the Offense Type and Year chosen in the filters on the right.



Please see the "Read Me! (Data Notes)" tab for documentation and disclaimers regarding UCR data.



This dashboard was supported by Grant No. 2013-BJ-CX-K049 awarded by the Bureau of Justice Statistics, Office of Justice Programs, United States Department of Justice (US DOJ). Neither the US DOJ nor any of its components operate, control, are responsible for, or necessarily endorse, this Web site (including, without limitation, its content, technical infrastructure, and policies, and any services or tools provided).

Data were last refreshed on: 5/12/16

Use the Year filter to change data in the map and data table. The Offense Description filter changes the data in the map only.

Year

- 2011
- 2012
- 2013
- 2014
- 2015

Offense Description

- (All)
- Homicide
- Rape (legacy)
- Robbery
- Aggravated Assault
- Simple Assault
- Burglary
- Larceny Theft
- Motor Vehicle Theft
- Arson

[Click here twice slowly to reset table to all agencies](#)

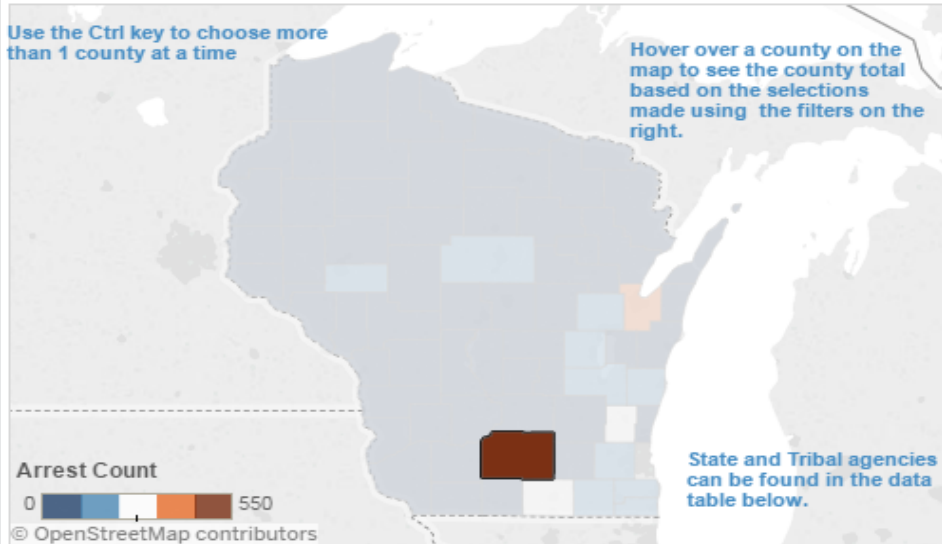
Offenses by Agency Table

County	Agency Name	Homicide	Rape (legacy)	Robbery	Aggravated Assault	Simple Assault	Burglary	Larceny Theft	Motor Vehicle Theft	Arson
Adams County	Adams County Sheriff's Department	2	13	0	18	85	124	198	10	2
	Adams Police Department	0	4	0	1	12	9	80	0	0
	Rome Township Police Department	0	0	0	2	6	5	25	2	0
	Total	2	17	0	21	103	138	303	12	2
Ashland County	Ashland County Sheriff's Department	0	0	0	9	2	11	19	2	0
	Ashland Police Department	2	1	6	33	19	43	310	9	2
	Total	2	1	6	42	21	54	329	11	2

DOJ Crime and Arrest Data Dashboards

By Location | Over Time | Read Me! (Data Notes)

Arrests by County and Type



Please see the "Read Me! (Data Notes)" tab for documentation and disclaimers regarding UCR data.




This dashboard was supported by Grant No. 2013-BJ-CX-K049 awarded by the Bureau of Justice Statistics, Office of Justice Programs, United States Department of Justice (US DOJ). Neither the US DOJ nor any of its components operate, control, are responsible for, or necessarily endorse, this Web site (including, without limitation, its content, technical infrastructure, and policies, and any services or tools provided).

Data were last refreshed on: 5/12/16

Use the Arrest Category, Age Group, and Year filters to change data in the map and data table.

- | | | |
|--|--|---------------------------------------|
| Arrest Category | Age Group | Year |
| <input checked="" type="radio"/> Violent | <input type="radio"/> Adult | <input type="radio"/> 2011 |
| <input type="radio"/> Property | <input type="radio"/> Juvenile | <input type="radio"/> 2012 |
| <input type="radio"/> Drug | <input checked="" type="radio"/> Total | <input type="radio"/> 2013 |
| <input type="radio"/> Society | | <input type="radio"/> 2014 |
| <input type="radio"/> Other | | <input checked="" type="radio"/> 2015 |
| <input type="radio"/> Grand Total | | |



[Click here twice slowly to reset table to all agencies](#)

Arrests by Agency Table

County	Agency Name	Murder	Forcible Rape	Robbery	Aggravated Assault	Total
Dane County	Belleville Police Department	0	0	0	1	1
	Blue Mounds Police Department	0	0	0	0	0
	Cottage Grove Township Police Depar..	0	0	0	4	4
	Cross Plains Police Department	0	0	0	0	0
	Dane County Sheriff's Department	6	4	3	25	38
	DeForest Police Department	0	0	0	3	3
	Fitchburg Police Department	2	0	5	31	38
	Madison Police Department	5	17	74	259	355
	Madison Town Police Department	1	0	3	12	16
	Maple Bluff Police Department	0	0	0	1	1
	Marshall Police Department	0	0	0	6	6
	McFarland Police Department	0	0	1	3	4
	Middleton Police Department	0	1	2	2	5

DOJ Crime and Arrest Data Dashboards

- **UCR Arrest Data:**

<https://www.doj.state.wi.us/dles/bjia/ucr-arrest-data>

- **UCR Offense Data:**

<https://www.doj.state.wi.us/dles/bjia/ucr-offense-data>

- **Additional dashboards being added**

Thank you!



Bureau of Justice Information and Analysis (BJIA)
Wisconsin Department of Justice